



*“Build today, then strong and sure, With a firm and ample base;
And ascending and secure. Shall tomorrow find its place.”
Longfellow, Henry W. (1807-1882)*

Final finish treatment line.
Environmentally friendly.

ENVIRONMENTALLY FRIENDLY

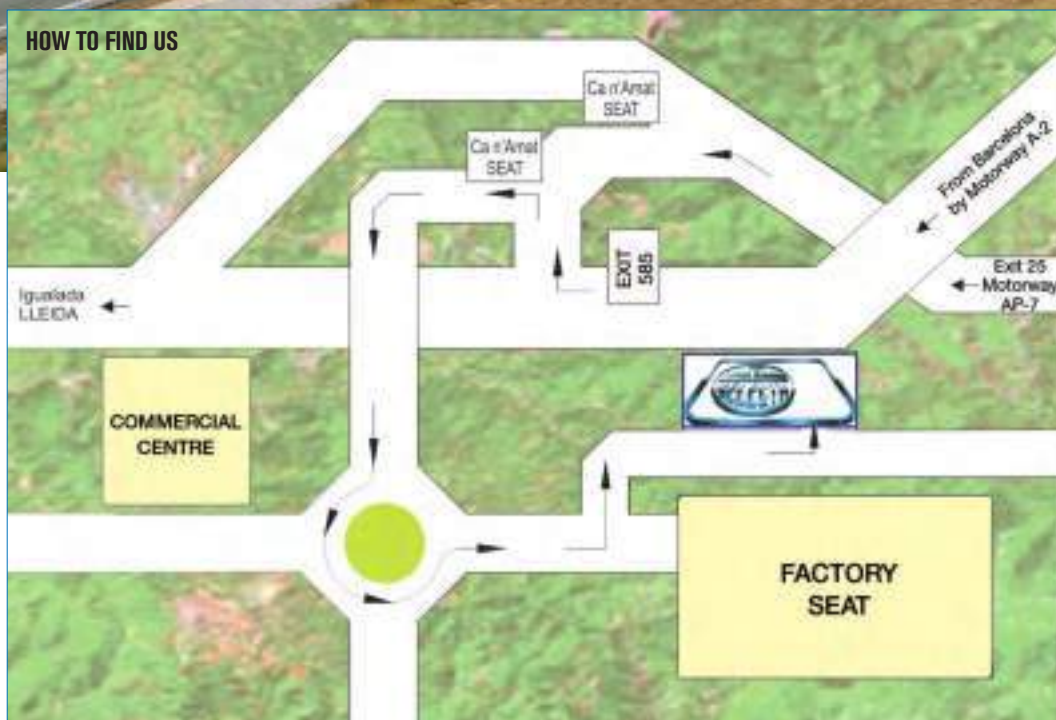




Selecta Group Factory

Where there is a successful business, it is because someone has taken a courageous decision.
Peter Drucker

Located at Km. 585.1 of the A-2 highway, at the exit Abrera (Barcelona), covering an area of 21000 m², and factory build 14,800m². Situated 28 Km from the city of Barcelona, with excellent links by motorway AP-7, exit 25 (Martorell) or by the A-2 highway, Km 585.1 Barcelona-Madrid, industrial estate "Can Amat" next to the production centre of SEAT.





Selecta Group



SELECTA GROUP

A-2 highway, Km. 585,1 - 08630 ABRERA (Barcelona-SPAIN) - P. +34 93 770 08 77* (6 lines) - F. +34 93 770 23 62 - www.jpselecta.es - selecta@jpselecta.es



J.P. SELECTA S.A.
Scientific Laboratory Equipment
Manufacturer



COMECTA S.A.
Exclusive Representations



AQUISEL S.L.
manufacturer of Disposable
Clinical Test Kits



Greeting

I am pleased to launch this new catalogue 2020-2023 coinciding with the celebration of the 70th anniversary of the creation of our company.

In 1949, my father Joaquín Puig founded the company. Taking example of his entrepreneurial and innovative nature is what has inspired us to give continuity to his business development project.

Our organizational structure has always been focused on the design, development and manufacture of equipment for chemical, clinical, pharmaceutical and biotechnological laboratories.


We keep intact the objective of consolidating our presence in the Spanish market and reach the maximum penetration in the international arena.

The Group's business strategy has focused on continuous updating of our website www.grupo-selecta.com and the catalogue's edition coming up next, with numerous improvements and important updates in some of our manufactured products and also presenting totally innovative new equipment in our sector. We are at your disposal to complete the interpretation of this General Catalogue 2020-2023 since it is our commitment to the strategic communication plan.

Your faithfully,



Jordi Puig Herrera
Managing Director of Selecta Group





MANAGEMENT TEAM

*From left to right: MIQUEL PLAYÀ, Technical director - RAIMON PERELLÓ, Aquisel, s.l director - TONY EJARQUE, Commercial director - JORDI PUIG, Managing director
JOAQUIN ARQUE, Finance director - ANTONIO ALARCÓN, Purchasing manager - ELOISA MIRAGALL Comecta, s.a. director*

J.P. Selecta World wide

MARKETING ACTIVITIES.

The completing of catalogues and brochures completed in differing languages and the participation in world wide exhibitions such as Achema, Analytica, Pittcon, AchemAsia, Medica, Analytica Shanghai, Moscow, Mumbai Arab lab and Expoquimia are a clear indication of our exposure to new and developing markets.

HOME AND INTERNATIONAL DISTRIBUTOR NETWORK.

The implementation of the Selecta group of companies in diverse markets has consolidated the penetration of our brand in more than 100 countries, confirming customer belief in our product quality.



*"Every language is a world vision."
Keyserling Hermann. (1880-1946)*



General information

INFORMATION

1. The apparatus presented in this catalogue is designed specifically for the application intended. Contact us for confirmation of suitable use in any other distinct application.
2. In accordance with existing standards. All tests on our equipment are completed at an ambient temperature of 20 °C.
3. For correct, installation, use and maintenance of our equipment read all the instructions before use.
4. J. P. Selecta SA reserves the right to modify some of the parameters or characteristics of the equipments described in this catalog, in order to improve their benefits or adapt them to changing current regulations at all times.

VOLTAGES AND FREQUENCY

5. Unless stated otherwise in the catalogue, our equipment is manufactured to be connected to the mains as:
 - Single phase 230-V $\pm 10\%$ 50 Hz.
 - Three phase 230/400V $\pm 10\%$ 50 Hz.
6. If required other voltages and frequencies can be supplied. In some application the power can be modified.
7. Heating equipment without motors can operate on both 50 and 60 Hz.
8. In all cases where different voltages, frequencies and plugs type are requested. Written confirmation will be required before order acceptance, otherwise standard power and Schuko plug will be supplied.

CALIBRATION

9. If required certificates of calibration can be supplied that are traceable to known certified standards.

ACCESSORIES AND SPARES

To maintain the equipment to the original specification and design, it is important that genuine J.P. Selecta spares be used. In the case that original spares are not used, J.P. Selecta are not responsible for any damage or anomaly caused.

OUR WEBSITE

Discover all our new developments by connecting to our Web site:
<http://www.grupo-selecta.com>

You can see and match to your requirements all of our equipment and products.



OUR GUARANTEE

We guarantee the supply of spare parts for the life time of the production of the model manufactured.



Image showing our technical services department still repairing equipment manufactured in the 1970's



Quality Control Systems

J.P. Selecta complies with the obligatory controls and regulations related to the safety of electrical equipment, the measurement and control within the laboratory, and the completion of the standards and CE directives that affect the manufacturer of our equipment.

ELECTRICAL SAFETY 2014/35/EU.
ELECTROMAGNETIC COMPATIBILITY 2014/30/EU.
PRESSURE VESSEL 2014/68/EU.

Details of Standards and directives:

- UNE-EN 61010-1** General requirements.
- UNE-EN 61010-2-010** Required for the particular use of heated laboratory equipment and materials.
- UNE-EN 61010-2-020** Particular requirement for laboratory centrifuges.
- UNE-EN 61010-2-041** Requirement for Autoclaves that use steam vapour for the treatment of materials used within medicine and laboratory processes.
- UNE-EN 61010-2-051** Particular requirement for shaking and mixing equipment.
- UNE-EN 61010-2-081** Particular requirement for automatic or semiautomatic laboratory equipment for analysis and other purposes.
- UNE-EN 61010-2-040** Particular requirements for used sterilizers and washing and disinfection equipment.
- UNE-EN 61326** Requires electromagnetic compatibility.



**ISO
9001:2008**


Certificate of registration TÜV for the design, production, commercialisation and post sales service of :ovens, centrifuges, stirrers, thermostatic immersion baths, ultrasonic baths, hotplates and blocks, digesters, Kjeldahl steam distillations, fat, fibre and alcohol extractors, refrigerators, freezers and environmental cabinets.



Quality control is completed on 100% of instruments manufactured.



Temperature sensor calibration laboratory.



Laser etched code identification of manufactured parts.



Technical department. Equipment design, 3D simulation, publication of drawings, diagrams and documentation for the manufacture of the equipment.

CERTIFICATE

Management system as per
ISO 9001 : 2015

In accordance with TÜV NORD CERTIFICACIÓN procedures, it is hereby certified that

J.P. Selecta, S.A.
Ctra. N-II, km. 585,1
08630 Abrera (Barcelona)
Spain



applies a management system in line with the above standard for the following scope

The design, production, marketing and after sales of stoves, centrifuges, autoclaves, agitators, immersion thermostats, thermostatic baths, distillers, ultrasonic baths, hotplates, heating blankets, blocks digesters, kjeldahl distillers, grease traps service fiber extractors, oenological distillers, refrigerated blood bags, chilled stoves, freezers fitted wardrobes. The marketing of medical devices for in vitro diagnosis.

Certificate Registration Nº: 4410015510069
Audit Report Nº: 180071

Valid from: 09.10.2018
Valid until: 08.10.2021



CertificationBody
QUALICONTROL-ACI, SAU

Madrid, 09.10.2018

This certification was conducted in accordance with the TÜV NORD CERTIFICACIÓN auditing and certification procedures and is subject to regular surveillance audits.

QUALICONTROL-ACI, SAU

C/ Caleruega, 67

28033 Madrid

www.tuv-nord.com





Calibration certificate

TRACEABLE STANDARDS TO ENAC.

On request, we can supply calibration certificates of the working conditions of the instruments before they leave the factory. These certificates can be used for OQ, IQ validations and for equipment that needs to comply to a ISO9000 quality system.

These certificates can be produced for Ovens, Incubators, Refrigerated products, Autoclaves, Baths ,Immersion thermostats, furnaces, etc. instrument that require a temperature measurement by realising several temperature sensors and readings to obtain the probable temporal and spatial uncertainty.

Note: Consult for other types of equipment.

Part No. 1001738 Calibration certificate, 2 points.

The calibration certificate has been completed based on two measuring points. This means to the user that the requested certificate should indicate two temperatures at which the effective calibration should be completed. For more than two measuring point please consult J.P. Selecta.

When requesting the certificate full details of the company and address can be included in the certificate information.

Note: When asking for a certificate, please indicate data (company name and address) for its validity.

EXAMPLE OF CALIBRATION CERTIFICATE OF BACTERIOLOGICAL AND CULTURES OVEN:

Nº de certificado / Certificate of calibration: **CT - 1944**
 Nº de certificado / Certificate of calibration: **1944**
 Página 1 de 2 / Page 1 of 2
 Página 1 de 2 / Page 1 of 2

CERTIFICADO DE CALIBRACIÓN
 Certificate of calibration

C/ra. del Km. 585,1
 08039 - Llíma (Barcelona)
 ES-474
 Tel.: 34 93 770 08 77
 Fax: 34 93 770 21 62

J.P. SELECTA, S.A.
 Laboratorio de calibración
 Calibration laboratory

INSTRUMENTO: Estufa de Cultivos
 Instrument:

FABRICANTE: J.P. SELECTA, S.A.
 Manufacturer:

MODELO: INCLING
 Type:

CÓDIGO: 2000237
 Code:

NÚMERO DE SERIE: 123456
 Serial number:

PETICIONARIO:
 Customer:

OBSERVACIONES:
 Notes:

FECHA DE CALIBRACIÓN: 26-sep-06
 Calibration date:

Firma autorizada:  Fecha de emisión: 26-sep-06
 Authorized signatory: Date of issue:

El laboratorio de calibración de J.P. SELECTA, S.A. ha verificado cuidadosamente varios puntos a diferentes intervalos de tiempo para obtener este certificado.
 The calibration laboratory of J.P. SELECTA, S.A. has verified that all instruments used in this certificate are checked at different intervals.


 Centro Nacional de Enlace (ENAC) - 08000 ESPERA (Barcelona) - Teléfono: 93 770 08 77 - Fax: 93 770 21 62





Activity Areas



Process and quality control laboratories.



WAREHOUSE: Large computerized plants that allow stock knowledge at any time and immediate distribution of components and finished products.



LOGISTIC AREA: Teams with modern packing techniques that prepare the properly verified material in different warehouses, for its expedition to several different destinations.



SALES DEPARTMENT AND CUSTOMER SERVICE: Complete staffs manage in any area the computerized database to offer the maximum efficiency in the relationship with our customers.



Pressurized and acclimatized room with sophisticated serial production automatons.



AUTOCLAVE PRESOCLOVE PLUS
Page. 86



RECIRCULATION AND REFRIGERATED BATHS
Page. 303



COMPLETE KIT STIRRER
Page. 29



ELECTRONIC TEMPERATURE CONTROLLER
Page. 294



REFRIGERATED OVENS WITH FIXED HUMIDITY
Page. 160



IMMERSION THERMOSTATS
Page. 100



CULTURE MEDIA AUTOCLAVE PREPARER
Page. 62



ROLLER AND TILT MIXER
Page. 34



MOLECULAR DISTILLATION
Page. 302



BIG CAPACITY WATER BATHS
Page. 88



SMALL REFRIGERATED CABINET
Page. 72



TUBES FOR PEDIATRICS
Page. 309



REACTORS FOR PILOT PLANT
Page. 298 to 301



REFRIGERATED HIGH CAPACITY CENTRIFUGE
Pages. 127 and 128



REFRIGERATED CABINET WITH DOUBLE COMPRESSOR
Page. 74



AQUISFEK-2
Page. 314

GENERAL INDEX BY INSTRUMENT TYPE

COLOUR IDENTIFICATION

						STIRRERS Pages 23 to 44
Magnetic, Orbital, Tilting, Shaker, Roller, Rocking, Orbital Incubator, Homogenizers, Grinding Mills,...						
						EVAPORATORS AND PUMPS Pages 45 to 52
Rotary Evaporator, Vacuum, Peristaltic, Membrane, Centrifugal,...						
						AUTOCLAVES Pages 53 to 69
Table Top, Vertical, Class B, Bag Sealer,...						
						LOW TEMPERATURE Pages 70 to 75
Refrigerated Cabinets, Freezers,...						
						HAEMATOLOGY Pages 76 to 81
Blood banks, shakers, Incubators, refrigerators, plasma bags defrosters,...						
						BATHS Pages 82 to 95
Water, Oil, Reciprocal Shaking, Dry-Blocks, Ultrasonic Cleaners,...						
						IMMERSION THERMOSTATS Pages 96 to 108
Recirculation, Refrigerated, Cooling Coils,...						
						CENTRIFUGES Pages 109 to 132
Digital Control, Brushless, Microprocessor Control, Refrigerated, Blood Bags,...						

OVENS - INCUBATORS - FURNACES



Drying, Bacteriological, Vacuum, CO2, Low Temperature,...



Pages
133 to 163

INSTRUMENTAL



Clamps, Stands, Spatulas, Racks, Burners, Stirrer Bars, Porcelain,...



Pages
164 to 211

BIOLOGICAL ACCESSORIES



Biotechnology, Pipettes, Histology,...



Pages
212 to 224

HEATING MANTLES AND HOTPLATES



For Flask, Tapes, Banks, Ceramic, Bath Sand,...



Pages
225 to 236

ANALYTICAL TECHNIQUES



Thermocyclers, Spectrophotometers, Colorimeters, pHmeters, Conductivitymeters,...



Pages
237 to 248

NUTRITIONAL AND WATER ANALYSIS



Digestors, Distillators, Extractors, Alcohol Distillation Unit, Flocculators, Water Distillers,...



Pages
249 to 265

BALANCES - OPTICAL - MELTING POINT



Microscopes, Refractometers, Melting Point, Polarimeter,...



Pages
266 to 281

VARIOUS INSTRUMENTS - MONITOR AND CONTROL - VISCOMETERS - FILTERS



Safety Cabinets, Viscometers, Monitor and Control, Reactors, Filters,...



Pages
282 to 305

ANALYTICAL CONSUMABLES



Medical devices, Petri plates



Pages
306 to 317

ALPHABETIC INDEX

A

Alcohol burner194
Alcohol distillation259 to 260
ANALYTICAL CONSUMABLES306 to 317
ANALYTICAL TECHNIQUE237 to 248
AUTOCLAVES53 to 69
Automatic Kjeldahl unit253 to 256
Automatic time switch295
Blood bags tubes automatic sealer81

B

BACTERIOLOGICAL INCUBATORS150 to 156
Bag sealers68 to 69
BALANCES267 to 269
Baskets stainless steel180 to 183
Bath paraffin wax217
Bath reciprocating shaker91
Bath viscometer92
BATHS82 to 95
Baths for water and oil85 to 90
Baths ultrasonic cleaning93 to 95
Beakers stainless steel183
Biological oxygen demand COD261
Block digester Kjeldahl251 to 252
Blood banks instrumentation77 to 81
Blood banks cabinets79 to 80
Bossheads165
Box cuvette storage188
Box for cryovials 15 / 2 ml188
Box slide216
Brushes201
Bucket with handle180 to 183
Burners194 to 197

C

CO₂ Incubator157
Condenser261
Callipers200
Caps, stoppers serology205 to 207
Cell counter223
Centrifugal pumps51
CENTRIFUGES109 to 132
Centrifuge blood bags127-132
Centrifuge, refrigerated119-122-124-127
Ceramic hotplates233
Circulation pump85
Clamps and stands165 to 176
Cold plate histology217
Colony counter digital224

Colorimeters243 to 244
Conductivity meter248
Container cryo cooler189
Containers sterilization194
Control thermometers296 to 297
Controller electronic sensoterm293
Cooling bath218
Cooling cabinet plate217
Cooling immersion unit105 to 106
Crane for autoclaves61
Crucible lids181
Crucibles stainless steel, Ni & Zirco181
Cryothermostats102
Cuvette quartz and glass241
Chest freezer75
Chromatography tank219
Chronometer digital295

D

Density measurement268
Desiccator hidroscopic149
Desiccator vacuum149
Detergent biosel63
Diamond point pencil198
Digestion & distilling tubes252
Digestion system251 to 252
Digital thermometer294
Dispenser wax217
Dispensing pipettes220 to 222
Dissecting kit213 to 214
Distillation still263
Dry block heater106 to 108
Drying rack192
Drying and sterilization ovens140 to 145

E

Electrical contact thermometers293
Extractor fat and oils257
Extractor fiber unit258

F

Faecal parasites fixation/concentration314
Flake ice maker190
Floculators262
FILTRATION304 to 305
Forceps dissection213
FURNACE MUFFLE161 to 163
Fusion spoon flat bottom180

G

Glass drying oven137
Glass slides215
Glass thermometers296-297
Gloves199

H

HAEMATOLOGY76 to 81
Hand operated centrifuge112
Hand microtome216
Heating blocks106 to 108
HEATING MANTLES225 to 231
Heating tapes231
Hydraulic press190
High temperature oven146
Histology Paraffin90
Homogenizers43 to 44
HOTPLATES232-236
Hotplates, ceramic232
Humidity meter294

I

Illuminator cold light278
Immersion cooler105
Immersion thermostats98 to 107
Incubation chamber156
Incubator COD261
Incubator CO₂157
Incubator orbital shaker40 to 42
Incubators150 to 156
Incubator for Petri capsules153
Infra-red incinerator197
INSTRUMENTAL164 to 211
INSTR. BIOLOGY AND HISTOLOGY212 to 224

K

Kidney dish182
KJELDAHL DISTILLING UNITS251 to 256
Kolle handle loop214

L

LABORATORY ACCESSORIES198 to 211
LABORATORY-HOSPITAL182 to 184
Laboratory jack176
Laboratory lamp216
Laboratory fume cupboards288 to 284
Biological safety cabinets285
Liquid transfer52
LOW TEMPERATURE70 to 75-154 to 155

M

Magnifiers	200
Mantles bank for Kjeldahl	230
Melting point	281
Membrane vacuum	50 to 52
Messuring range	201
Metal blocks	106 to 108
Microcentrifuges	112
Micrometer palmer	200
Microplate reader	245
Microplate washer	245
Microtiter	244
MICROSCOPES	270 to 279
MONITOR AND CONTROL	293 to 295
MUFFLE FURNACES	161 to 163
Multi-parameter water quality meter	244

N

Nutritional analysers and water	249 to 265
---------------------------------------	------------

O

Oenological distiller unit	259 to 260
Orbital shakers	35 to 38
OVENS	133 to 160
Oven, vacuum	147 to 149
Ovens, refrigerated	158 to 160
Ovens, sterilization	140 to 145
Ovens, universal	142 to 143
Overhead stirrer	39

P

Palmer micrometer	200
Paraffin wax cabinet	217
Paraffin wax dispenser	217
Parasites faecal fixation/concentration	314
Peristaltic pumps	46 to 47
Petri dishes	316
Petri capsules incubator	153
Ph electrodes	247 to 248
pH meters	246 to 247
Photometers	243
Pipettes	220 to 222
Pipettes rack	191 to 192
Polarimeter	278
Polycarbonate tubes	132
Polypropylene tubes	132
Poupinel sterilizer	136
Porcelain	208
Pumps centrifugal	51

Pumps circulation	48 to 52
Pumps vacuum	48 to 51

R

Racks	184 to 188
Refractometers	279 to 280
Reactors	298 to 301
Refrigerated cabinets	158 to 160
Refrigerators	73 - 75 - 78 - 79
Rocking mixer	34
Roller & tilt mixer	33 to 34
Rotator	33
Rotatory evaporator	46

S

Sand bath	85
Scalpel blades	213
Scissors universal	213
Scoop with handle	180
Sealers	68 to 69-210 to 211
Self-sealing parafilm	207
Shaker, orbital and horizontal	35 to 42
Slide boxes	215 to 216
Slides	215
Spatulas	177 to 179
Spectacles	199
Spectrophotometers	239-241
Sponge scrubber	202
Stabilising ring	176
Staining tank	218
Stands	171 to 176
Steam distillation Kjeldahl	253 to 256
Stereomicroscopes	270 to 271
Sterile stoppers	205
Stirring shafts	204
Stirrer magnetic	31 - 203
Storage cabinets for anatomy	219
Strip reader	244
Suctioner for pipettes	201
Support arm for electrodes	247
Support westergreen	224

T

Table drain rack	192
Tanks, immersion thermostats	104
Test tube racks	184 to 189
Thermocycler	238

Thermometers	296 to 297
Thermoreactor COD	261
THERMOSTATIC BATHS	96 to 108
Thermostat dry blocks	106 to 108
Thermostat viscometer	290
Tilting mixer shaker	34-107 to 108
Timer alarm	295
Tong for flasks	169
Tripod base stand	174
Tubes with screw cap	316

U

Ultrasonic cleaning baths	93 to 95
Ultrasonic homogenizers	43
Ultraviolet sterilizer	224

V

Vacuum dry oven	147 to 149
Vacuum pump	48 to 50-149
Vacuum sealer	211
Video microcamera	278
Viscometer bath	290
Viscometer flow cup	289 to 290
Viscometer rotational	286 to 288-291
Viscometers glass	291

W

Water circulating unit	105
Water distillers	263 to 265
Wax dispenser	217
Weights for balances	269
Westergreen	224 - 312
Wire baskets	194

PART NUMBER INDEX

Part No	Page	Part No	Page	Part No	Page	Part No	Page	Part No	Page	Part No	Page	Part No	Page
203681	161	1000443	232	1000783	231	1000998	286	1001141	218	1001308	73	1001480	205
203692	161	1000481	192	1000784	231	1000999	286	1001142	218	1001314	191	1001481	205
0406006	265	1000487	31-203	1000788	31-203	1001000	286	1001143	201	1001330	169	1001482	205
686203	50	1000488	214	1000789	31-203	1001001	286	1001144	201	1001331	169	1001483	205
686210	50	1000495	63	1000790	31-203	1001003	38-92	1001145	201	1001332	198	1001484	205
686216	50	1000496	63	1000791	31-203	1001007	30	1001146	201	1001333	201	1001485	205
700225	195	1000500	295	1000801	170-214	1001009	234-293	1001147	201	1001334	201	1001486	205
700560	125	1000524	174	1000802	214	1001013	289	1001148	201	1001335	201	1001487	205
700561	125	1000536	31-203	1000803	214	1001014	289	1001149	201	1001336	201	1001506	80
0703052	265	1000537	31-203	1000805	179	1001015	289	1001150	201	1001337	170	1001507	80
928292	131	1000538	31-203	1000806	170-213	1001016	289	1001151	201	1001339	187	1001508	80
1000001	31-203	1000539	31-203	1000807	170-213	1001019	168	1001152	213	1001340	187	1001518	177
1000002	192-230	1000544	99-104	1000809	213	1001030	286	1001161	176	1001341	187	1001523	187
1000009	31-203	1000545	99	1000818	174	1001031	286	1001162	219	1001342	191	1001524	188
1000011	171	1000546	99	1000825	174	1001032	286	1001163	219	1001346	174	1001525	188
1000012	31-203	1000547	99	1000826	174	1001033	286	1001164	219	1001347	174	1001526	188
1000013	214	1000548	99	1000827	174	1001034	286	1001168	198	1001352	218	1001527	188
1000014	214	1000563	181	1000829	193	1001035	286	1001169	176	1001354	179	1001528	187
1000015	192-259	1000564	181	1000830	186	1001036	287	1001170	176	1001359	213	1001529	188
1000016	198	1000565	181	1000831	186	1001037	287	1001171	176	1001360	213	1001530	179
1000019	31-203	1000566	181	1000832	186	1001038	287	1001189	170-214	1001361	213	1001541	195
1000020	31-203	1000570	181	1000852	63	1001039	287	1001190	170-214	1001362	213	1001542	188
1000025	63	1000571	181	1000853	63	1001044	47	1001191	170-214	1001363	213	1001543	188
1000026	63	1000572	181	1000855	177	1001045	47	1001192	213	1001364	213	1001544	188
1000027	104-293	1000573	181	1000856	178	1001061	31-203	1001199	89	1001365	213	1001545	188
1000032	31-203	1000574	181	1000857	178	1001062	31-203	1001200	89-89	1001366	215-278	1001552	173-247
1000033	214	1000575	181	1000858	178	1001063	31-203	1001201	89-89	1001367	215	1001556	112
1000037	166	1000576	181-181	1000859	179	1001064	31-203	1001202	89-103	1001368	216	1001557	115-116
1000039	31-203	1000577	181-181	1000860	179	1001070	287	1001203	89-103	1001369	216	1001563	184
1000045	31-203	1000580	170-214	1000861	179	1001071	287	1001204	89-103	1001370	216	1001581	177
1000049	171	1000595	198	1000862	179	1001072	287	1001205	89-89	1001371	216	1001582	177
1000050	171	1000603	185	1000863	192	1001073	287	1001212	184	1001374	104	1001583	177
1000063	170	1000604	185	1000864	170-214	1001074	287	1001215	192-220	1001394	129-131	1001584	178
1000064	170	1000605	185	1000865	170-214	1001075	287	1001217	63-193	1001395	131-315	1001585	178
1000067	170	1000606	185	1000866	214	1001090	176	1001218	63-193	1001396	131-315	1001586	178
1000069	90-165	1000607	185	1000867	214	1001091	176	1001221	168	1001397	315	1001587	178
1000093	224	1000608	185	1000869	216	1001094	168	1001222	63-193	1001403	149	1001588	178
1000096	224	1000609	185	1000872	89-296	1001095	168	1001223	192	1001422	259	1001589	178
1000100	84-296	1000610	185	1000875	195	1001096	168	1001224	287	1001423	168	1001590	169
1000101	171	1000611	185	1000876	195	1001097	168	1001225	287	1001434	194	1001591	169
1000104	230-236	1000612	185	1000877	196	1001098	168	1001225	287	1001435	202	1001592	179
1000105	170-215	1000620	181	1000878	196	1001099	168	1001230	32	1001436	202	1001593	179
1000106	230-236	1000621	181	1000893	104	1001100	168	1001231	32	1001437	202	1001594	180
1000120	89	1000622	181	1000895	32-293	1001101	168	1001233	92	1001438	202	1001595	180
1000123	289	1000623	181	1000897	31-203	1001102	171	1001234	92	1001438	202	1001595	180
1000206	175	1000624	181	1000898	31-203	1001104	176	1001235	92	1001439	202	1001596	180
1000208	175	1000625	181	1000900	31-203	1001105	176	1001251	186	1001440	202	1001597	193
1000217	179-179	1000635	258	1000901	31-203	1001115	187	1001252	186	1001453	290	1001598	193
1000236	175	1000641	261	1000902	31-203	1001116	187	1001254	191	1001454	92-290	1001599	180
1000238	175	1000642	261	1000903	214	1001117	187	1001255	170-199	1001455	92-290	1001599	180
1000251	193	1000646	259	1000906	180	1001118	187	1001256	194	1001456	92-290	1001600	180
1000259	193	1000661	170	1000907	180	1001118	187	1001257	296	1001457	92-290	1001601	180
1000275	213	1000662	170	1000908	180	1001119	187	1001258	297	1001458	92-290	1001602	180
1000283	169	1000684	175-196	1000909	180	1001120	187	1001259	297	1001459	92-290	1001610	32
1000284	169	1000685	175-196	1000912	224	1001121	187	1001260	297	1001460	165	1001611	287
1000285	168	1000686	175-196	1000913	156	1001122	187	1001261	297	1001461	165-165	1001612	287
1000294	176	1000687	175	1000973	156	1001126	193	1001262	297	1001462	165-165	1001616	286
1000347	289	1000688	175	1000978	38-92	1001127	193	1001263	297	1001464	168	1001617	286
1000394	104	1000689	175	1000979	38-92	1001128	193	1001264	297	1001465	168	1001619	158
1000395	104	1000705	289	1000980	38-92	1001129	198	1001265	297	1001466	191	1001619	158
1000396	104	1000707	289	1000981	38-92	1001130	198	1001266	297	1001467	170	1001620	158
1000412	179	1000716	168	1000985	287	1001131	201-222	1001267	297	1001468	170-213	1001624	287
1000413	179	1000718	232	1000986	287	1001132	201-222	1001267	297	1001468	170-213	1001625	288
1000431	213	1000725	32-234	1000987	287	1001133	201-222	1001268	297	1001469	170-213	1001626	288
1000433	186	1000780	193	1000988	287	1001134	196-215	1001296	103	1001470	170-213	1001627	288
1000434	186	1000781	231	1000990	287	1001138	218	1001298	297	1001471	170-213	1001628	288
1000442	232	1000782	231	1000995	286	1001139	218	1001299	296	1001472	170-213	1001629	259
				1000996	288	1001140	218	1001306	73	1001478	205	1001630	259
								1001307	73	1001479	205	1001631	259

PART NUMBER INDEX

Part No	Page	Part No	Page	Part No	Page	Part No	Page	Part No	Page	Part No	Page	Part No	Page		
1001862.....	78	1010280.....	178	1026124.....	184	1125124.....	193	1581134.....	310	2000025.....	140-150	2101181.....	75	3000553.....	298-303
1001863.....	78	1010313.....	177	1026148.....	184	1191100.....	180	1581205.....	310	2000030.....	147	2101182.....	75	3000554.....	298-303
1001879.....	299	1010318.....	177	1026412.....	184	1196120.....	177	1581209.....	310-312	2000062.....	145	2101270.....	72	3000587.....	85
1001880.....	299	1010321.....	177	1026424.....	184	1196150.....	177	1581304.....	310	2000063.....	145-153	2101271.....	72	3000588.....	85
1001892.....	299	1010420.....	169	1026448.....	184	1198302.....	181	1581305.....	310	2000064.....	145-153	2101272.....	72	3000617.....	94
1001915.....	298	1010430.....	169	1027680.....	177	1198402.....	181	1581404.....	310	2000071.....	146	2101273.....	72	3000683.....	94
1001926.....	168	1010440.....	169	1028130.....	169	1198502.....	181	1581405.....	310	2000072.....	143	2101274.....	73	3000718.....	234
1001933.....	298	1010450.....	169	1028140.....	169	1198602.....	181	1581524.....	310	2000073.....	143	2101275.....	73	3000778.....	105
1001943.....	313	1012126.....	180	1028230.....	169	1276120.....	177	1581525.....	310	2000074.....	143	2101278.....	74	3000788.....	197-214
1001947.....	298	1012128.....	180	1028240.....	169	1276150.....	177	1581704.....	310	2000075.....	143	2101279.....	74	3000820.....	262
1001960.....	299	1012131.....	205	1028301.....	205	1276210.....	177	1581705.....	310	2000081.....	137	2101280.....	74	3000821.....	262
1001961.....	299	1012132.....	205	1028302.....	205	1277100.....	177	1581814.....	310	2000091.....	137	2101283.....	75	3000822.....	262
1001962.....	302	1012133.....	205	1028303.....	205	1277150.....	177	1581942.....	310	2000095.....	143	2101284.....	75	3000823.....	262
1001963.....	302	1012134.....	205	1028304.....	205	1277210.....	177	1581944.....	310	2000238.....	153	2101286.....	72	3000837.....	94
1001974.....	298	1012135.....	205	1028305.....	205	1278140.....	177	1581945.....	310	2000239.....	153	2101287.....	73	3000839.....	95
1002010.....	175	1012200.....	207	1028710.....	174	1394855.....	171	1581952.....	310	2000240.....	153	2101288.....	74	3000850.....	33
1002012.....	175	1012201.....	207	1040913.....	168	1500100.....	310	1581954.....	310	2000250.....	140	2101289.....	75	3000865.....	95
1002014.....	175	1012202.....	207	1040919.....	168	1501028.....	310	1581962.....	310	2000251.....	140	2101508.....	160	3000866.....	95
1002126.....	180	1012203.....	207	1040929.....	168	1501103.....	310	1581964.....	310	2000252.....	140	2101511.....	78	3000867.....	95
1002128.....	180	1015161.....	205	1040935.....	168	1501106.....	310	1581965.....	310	2000253.....	140	2101512.....	79	3000868.....	95
1002280.....	234-236	1015162.....	205	1042044.....	230	1501113.....	310	1581974.....	310	2000260.....	150	2101513.....	78	3000869.....	95
1002290.....	234-236	1015163.....	205	1042066.....	230	1501116.....	310	1581975.....	310	2000261.....	150	2101514.....	79	3000896.....	294
1002310.....	175	1015164.....	205	1051837.....	218	1501118.....	310	1581984.....	310	2000262.....	150	2101515.....	159	3000897.....	32-293
1002312.....	175	1015165.....	205	1052010.....	219	1501123.....	310	1600230.....	310-313	2000263.....	150	2101517.....	160	3000910.....	95
1002314.....	175	1017181.....	205	1052012.....	186	1501126.....	310	1630233.....	313	2000264.....	150	2101518.....	160	3000914.....	262
1002418.....	63-193	1017182.....	205	1052014.....	219	1501128.....	310	1640234.....	313	2000368.....	162	2101519.....	79	3000915.....	262
1002419.....	63-193	1017183.....	205	1052016.....	186	1501133.....	310	1650000.....	310	2000369.....	162	2101520.....	78-160	3000916.....	84
1002420.....	63-193	1017184.....	205	1052022.....	186	1501136.....	310	1650050.....	310	2000370.....	162	2101618.....	158	3000917.....	32-84
1002426.....	61	1017185.....	205	1052026.....	186	1501206.....	310	1650100.....	310	2000376.....	161	2101621.....	73	3000919.....	233
1002429.....	168	1019160.....	180	1052050.....	216	1501223.....	310	1650200.....	310	2000377.....	161	2101627.....	78	3000920.....	233
1002521.....	183	1019170.....	180	1052100.....	216	1501226.....	310-312	1650300.....	310	2000381.....	137	2200850.....	163	3000921.....	233
1002531.....	185	1019180.....	180	1087102.....	175-196	1501306.....	310	1660223.....	313	2000787.....	136	2200851.....	163	3000957.....	38-156
1002532.....	185	1019201.....	205	1087122.....	175-196	1501308.....	310	1681154.....	310	2000912.....	136	2200852.....	163	3000958.....	77-77
1002801.....	169	1019202.....	205	1087142.....	175-196	1501326.....	310	1740100.....	312	2000963.....	155	2200853.....	163	3000974.....	37
1002802.....	169	1019203.....	205	1087162.....	175-196	1501328.....	310	1750224.....	312	2000964.....	155	2200854.....	163	3000975.....	37
1002874.....	174	1019204.....	205	1087182.....	175-196	1501406.....	310	1760200.....	312	2000965.....	155	2200855.....	163	3000976.....	37
1002875.....	174	1019205.....	205	1087202.....	175-196	1501408.....	310	1770001.....	312	2001251.....	141	2200856.....	163	3000977.....	37
1002876.....	174	1019260.....	180	1090100.....	296	1501416.....	310	1770002.....	312	2001252.....	141	2200857.....	163	3000980.....	77
1002877.....	174	1019270.....	180	1091100.....	180	1501418.....	310	1770003.....	312	2001253.....	141	3000156.....	234	3000981.....	77
1002878.....	174	1019830.....	181	1092050.....	296	1501706.....	310	1770004.....	312	2001254.....	141	3000356.....	33	3001001.....	50
1002932.....	168-300	1019840.....	181	1092100.....	180	1501708.....	310	1780225.....	312	2001255.....	141	3000400.....	84	3001002.....	50
1004012.....	185	1019850.....	181	1095060.....	296	1501806.....	310	1800500.....	314	2001261.....	151	3000401.....	84	3001004.....	92
1004024.....	185	1019860.....	181	1095100.....	296	1501808.....	310	1800503.....	314	2001262.....	151	3000402.....	85	3001010.....	37
1004540.....	168	1021210.....	180	1095150.....	296	1501816.....	310	1800505.....	314	2001263.....	151	3000416.....	224	3001011.....	38
1004713.....	198-208	1021212.....	180	1095210.....	178	1501818.....	310	1800508.....	314	2001264.....	151	3000435.....	36	3001172.....	156
1004715.....	198-208	1021215.....	180	1095250.....	90-296	1501946.....	310	1951201.....	317	2001265.....	151	3000438.....	216	3001208.....	94
1004771.....	63-193	1024132.....	192	1095360.....	296	1501956.....	310	1951202.....	317	2001406.....	146	3000445.....	33	3001214.....	105
1004772.....	63-193	1024148.....	192	1096050.....	296	1501963.....	310	1951205.....	317	2001477.....	162	3000447.....	26-229	3001221.....	34
1004773.....	63	1024188.....	192	1096100.....	296	1501966.....	310	1951206.....	317	2002371.....	153	3000448.....	26-229	3001252.....	81
1005207.....	219	1024261.....	205	1096120.....	177	1501967.....	310	1951210.....	317	2002372.....	153	3000449.....	26-229	3001295.....	103
1005208.....	219	1024262.....	205	1096150.....	177	1501968.....	310	1951211.....	317	2002961.....	145	3000450.....	26-229	3001301.....	47
1005209.....	219	1024263.....	205	1096190.....	178	1501976.....	310	1951225.....	317	2002962.....	145	3000459.....	90-217	3001373.....	103
1008110.....	174	1024264.....	205	1097050.....	296	1501978.....	310	1951250.....	317	2002971.....	145	3000512.....	94	3001423.....	92-290
1008112.....	174	1024265.....	205	1097100.....	297	1501986.....	310	1951300.....	313	2002972.....	145	3000513.....	94	3001452.....	290
1008114.....	174	1025115.....	193	1097101.....	69	1501988.....	310	1951301.....	313	2003721.....	145	3000514.....	94	3001488.....	93
1008116.....	174	1025121.....	193	1097102.....	69	1501998.....	310	1951302.....	314	2003741.....	145	3000515.....	94	3001723.....	33
1009100.....	296	1025124.....	193	1098302.....	181	1561401.....	310	2000002.....	137-146	2003743.....	145	3000540.....	99	3001752.....	298
1009160.....	180	1025412.....	186	1098402.....	181	1561521.....	310	2000009.....	137-146	2005163.....	143	3000543.....	100	3001820.....	33
1009170.....	180	1025424.....	186	1102100.....	178	1561811.....	310	2000010.....	145	2005164.....	143	3000544.....	100	3002215.....	33
1009180.....	180	1025500.....	184	1102120.....	178-178	1561941.....	310	2000011.....	140-150	2005165.....	143	3000545.....	101	3002301.....	234
1009260.....	180	1025512.....	184	1102140.....	178	1561951.....	310	2000012.....	140-150	2005166.....	143	3000546.....	101	3002302.....	234
1009270.....	180	1025524.....	184-316	1102160.....	178	1561961.....	310	2000013.....	140-150	2005167.....	143	3000547.....	101	3002512.....	33
1009280.....	180	1025548.....	184	1102200.....	178	1561971.....	310	2000015.....	140-150	2005168.....	143	3000548.....	102	3003011.....	33
1009830.....	181	1025812.....	184-291	1102240.....	178	1561981.....	310	2000021.....	140-150	2005169.....	143	3000549.....	102	3003141.....	226-227
1009840.....	181	1025824.....	184	1102280.....	178	1581104.....	310	2000022.....	140-150	2005170.....	143	3000550.....	103	3003142.....	226-227
1009850.....	181	1025848.....	184	1125115.....	193	1581114.....	310	2000023.....	140-150	2101040.....	75	3000551.....	103	3003145.....	226-227
1009860.....	181	1026112.....	184	1125121.....	193	1581124.....	310	2000024.....	140-150	2101041.....	75	3000552.....	303	3003178.....	231

PART NUMBER INDEX

Part No	Page	Part No	Page	Part No	Page	Part No	Page	Part No	Page	Part No	Page	Part No	Page
3004192.....	226-229	4001054.....	252	4120018.....	241	4312006.....	240	5004016.....	316	5100018.....	241	5293070.....	305
3004195.....	226-229	4001055.....	252	4120019.....	260	4312007.....	239-240	5004017.....	316	5100019.....	241	5293090.....	305
3005250.....	33	4001056.....	252	4120020.....	240	4312015.....	243	5004018.....	316	5100020.....	241	5293110.....	305
3006100.....	33	4001057.....	252	4120021.....	240	4313030.....	244	5004019.....	316	5100021.....	241-260	5293125.....	305
3009200.....	296	4001058.....	252	4120025.....	239	4313040.....	260	5004020.....	316	5100022.....	241	5293150.....	305
3031410.....	226-227	4001221.....	58-59	4120026.....	239	4512009.....	243-256	5004021.....	316	5100023.....	241-260	5297001.....	305
3031420.....	226-227	4001425.....	258	4120029.....	256	4603010.....	265	5004022.....	316	5100024.....	241	5297002.....	305
3031430.....	226-227	4001473.....	259	4120030.....	241	4903000.....	263	5004023.....	316	5100025.....	241	5297003.....	305
3031450.....	226-227	4001489.....	147	4120031.....	241	4903001.....	263	5004024.....	316	5109000.....	238	5297004.....	305
3031470.....	226-228	4001490.....	148	4120032.....	241	4903002.....	264	5004025.....	316	5109001.....	238	5297005.....	305
3031471.....	226-228	4001528.....	252	4120033.....	260	4903004.....	263	5004026.....	316	5109002.....	238	5297006.....	305
3031472.....	226-228	4001538.....	261	4120034.....	260	4903005.....	264	5004027.....	316	5109003.....	238	5297007.....	305
3031473.....	226-228	4001610.....	51-230	4120101.....	247	4903006.....	263	5004028.....	316	5109004.....	238	5297008.....	305
3031474.....	226-228	4001611.....	51-230	4120102.....	247	4903007.....	264	5004030.....	317	5109100.....	108	5297009.....	305
3031710.....	231	4001612.....	51-230	4120103.....	247	4903008.....	264	5004031.....	317	5109101.....	108	5297010.....	305
3031715.....	231	4001613.....	259	4120104.....	247	4903011.....	265	5004032.....	317	5109102.....	108	5297011.....	305
3041910.....	226-229	4001626.....	259	4120107.....	247	4903012.....	265	5004033.....	317	5109103.....	108	5297012.....	305
3041920.....	226-229	4001676.....	157	4120108.....	247	4903014.....	265	5004034.....	317	5109104.....	108	5297013.....	305
3049110.....	226-229	4001724.....	253-254	4120109.....	247	4903015.....	263	5004035.....	317	5109105.....	108	5297014.....	305
3049120.....	226-229	4001729.....	63-265	4120113.....	256-295	4903016.....	264	5004050.....	132	5109106.....	108	5297015.....	305
3049150.....	226-229	4001730.....	265	4120114.....	247	4903017.....	264	5004051.....	132	5109107.....	108	5297016.....	305
3314100.....	226-227	4001734.....	67	4120117.....	241	4905002.....	224	5004052.....	132	5109108.....	108	5297017.....	305
3314200.....	226-227	4001735.....	67	4120120.....	247	5000011.....	196-196	5004053.....	132	5109200.....	107	5297018.....	305
3352104.....	297	4001737.....	66	4120121.....	247-248	5000041.....	199	5004054.....	132	5109997.....	245	5297019.....	305
3352204.....	297	4001745.....	56	4120123.....	66	5000042.....	199	5004055.....	132	5109999.....	245	5297020.....	305
3352604.....	297	4001756.....	57	4120124.....	67	5000044.....	199	5004056.....	132	5110000.....	245	5297021.....	305
3491100.....	226-229	4001757.....	57	4120125.....	247	5000045.....	199	5004057.....	132	5110020.....	242	5297022.....	305
3491200.....	226-229	4001758.....	58	4120126.....	247	5000046.....	199	5010000.....	80-267	5110021.....	242	5297023.....	305
3521015.....	297	4001759.....	58	4120127.....	247	5000051.....	285	5010001.....	80-267	5110022.....	242	5301070.....	304
3522015.....	297	4001770.....	59	4120129.....	248	5000052.....	285	5010002.....	80-267	5110023.....	242	5301090.....	304
3523015.....	297	4001771.....	59	4120160.....	248	5000750.....	197	5010003.....	80-267	5110024.....	242	5301110.....	304
4000200.....	231	4001772.....	59	4120161.....	248	5001613.....	283	5010004.....	80-267	5110025.....	242	5301125.....	304
4000474.....	149	4002000.....	62	4120162.....	248	5001614.....	283	5011148.....	197	5110026.....	242	5301150.....	304
4000475.....	149	4002416.....	64	4120168.....	247	5001615.....	283	5014415.....	197	5110027.....	242	5301180.....	304
4000476.....	149	4002417.....	59	4120174.....	247	5001616.....	283	5014449.....	197	5110028.....	242	5302070.....	304
4000490.....	217	4002430.....	255	4120177.....	247	5001617.....	283-284	5016041.....	298	5110029.....	242	5302090.....	304
4000501.....	217	4002516.....	61	4120183.....	244	5001619.....	283-284	5020104.....	190	5110033.....	242	5302110.....	304
4000507.....	252-261	4002518.....	61	4120184.....	244	5001621.....	283-284	5020105.....	190	5113640.....	207	5302125.....	304
4000508.....	252-261	4002519.....	61	4120185.....	244	5001623.....	283-284	5020106.....	190	5113641.....	207	5302150.....	304
4000509.....	252-261	4002627.....	253	4120186.....	244	5001625.....	283	5022010.....	112-260	5113644.....	207	5302180.....	304
4000599.....	258	4002628.....	157	4120187.....	244	5001626.....	283	5028193.....	199	5113646.....	207	5303070.....	304
4000600.....	258	4002629.....	153	4120189.....	244	5001627.....	283	5028195.....	199	5120220.....	278	5303090.....	304
4000601.....	258	4002841.....	257	4120190.....	244	5001628.....	283	5028196.....	199	5120221.....	278	5303110.....	304
4000623.....	258	4002842.....	257	4120191.....	244	5001629.....	283-284	5050921.....	39-204	5120230.....	288	5303125.....	304
4000624.....	258	4002851.....	254	4120192.....	244	5001631.....	283	5050932.....	39-204	5130501.....	304	5303150.....	304
4000629.....	251	4005071.....	252-261	4120193.....	244	5001632.....	283	5050933.....	39-204	5130502.....	304	5303180.....	304
4000630.....	251	4005072.....	252	4120194.....	244	5001633.....	283	5050934.....	39-204	5150501.....	304	5304070.....	304
4000631.....	251	4005081.....	252-261	4120220.....	248	5001634.....	283	5050935.....	39-204	5150502.....	304	5304090.....	304
4000632.....	157	4005082.....	252	4120222.....	248	5001642.....	284	5050936.....	39-204	5150503.....	304	5304110.....	304
4000633.....	198-252	4005091.....	252-261	4120223.....	248	5001643.....	284	5050937.....	39-204	5151001.....	304	5304125.....	304
4000634.....	233-258	4005092.....	252	4120300.....	246	5001644.....	284	5050938.....	39-204	5151002.....	304	5304150.....	304
4000635.....	157	4042300.....	252-253	4120400.....	246	5004000.....	316	5050939.....	39-204	5252037.....	52	5304180.....	304
4000638.....	261	4100044.....	68	4120401.....	246	5004001.....	316	5050950.....	204	5252038.....	52	5305070.....	304
4000639.....	261	4100045.....	69	4120410.....	248	5004002.....	316	5050951.....	204	5252039.....	52	5305090.....	304
4000640.....	261	4100046.....	69	4120411.....	248	5004003.....	316	5050952.....	204	5252040.....	52	5305110.....	304
4000643.....	261	4100047.....	68-211	4120500.....	246	5004004.....	316	5050953.....	204	5253300.....	50	5305125.....	304
4000644.....	261	4100049.....	69	4120510.....	248	5004005.....	316	5050954.....	204	5253400.....	50	5305150.....	304
4000645.....	261	4100050.....	211	4120600.....	247	5004006.....	316	5057011.....	173	5253500.....	50	5305180.....	304
4000648.....	259	4100053.....	68	4120700.....	244	5004007.....	316	5057022.....	165	5253600.....	50	5306070.....	304
4001045.....	252-253	4100075.....	69-211	4120801.....	300-301	5004008.....	316	5059600.....	43	5253900.....	50	5306090.....	304
4001047.....	251	4100100.....	69-211	4120802.....	300-301	5004009.....	316	5059601.....	43	5291047.....	305	5306110.....	304
4001048.....	251	4100200.....	69-211	4120803.....	300-301	5004010.....	316	5059602.....	43	5291070.....	305	5306125.....	304
4001049.....	251	4100519.....	218	4120803.....	300-301	5004011.....	316	5059603.....	43	5291090.....	305	5306150.....	304
4001050.....	252	4101712.....	68	4120824.....	300-301	5004012.....	316	5100014.....	241	5291110.....	305	5306180.....	304
4001051.....	252	4120009.....	243	4129050.....	47-300	5004013.....	316	5100015.....	241	5291125.....	305	5310001.....	208
4001052.....	252	4120010.....	243	4312001.....	239	5004014.....	316	5100016.....	241	5291150.....	305	5310002.....	208
4001053.....	252	4120013.....	244	4312004.....	239	5004015.....	316	5100017.....	241	5293047.....	305	5310003.....	208

PART NUMBER INDEX

Part No	Page	Part No	Page	Part No	Page	Part No	Page	Part No	Page	Part No	Page	Part No	Page	Part No	Page
6001221.....	87	6010252.....	183	7000346.....	106	7000764.....	126	7001316.....	118-120	7001651.....	125-126	7001806.....	126	8000252.....	183
6001222.....	87	6014204.....	226-230	7000384.....	34	7000768.....	132	7001317.....	118-120	7001652.....	125-126	7001807.....	126	8000500.....	183
6001223.....	87	6014206.....	226-230	7000385.....	39	7000769.....	132	7001318.....	118-120	7001653.....	125-126	7001808.....	126	8001000.....	183
6001240.....	88	6019730.....	181	7000386.....	301	7000770.....	132	7001319.....	118-120	7001654.....	125	7001809.....	126	8002000.....	183
6001241.....	88	6019740.....	181	7000387.....	301	7000771.....	132	7001320.....	118-120	7001655.....	126	7001810.....	126	8002902.....	183
6001278.....	179	6019750.....	181	7000403.....	90-167	7000772.....	132	7001321.....	118-120	7001657.....	123-125	7001811.....	126	8002905.....	183
6001300.....	171	6019760.....	181	7000404.....	168	7000773.....	132	7001322.....	118-120	7001658.....	123-125	7001812.....	126	8003000.....	183
6001400.....	89-104	6021312.....	177	7000405.....	168	7000774.....	315	7001323.....	119	7001659.....	123-125	7001813.....	116	8004000.....	183
6001462.....	90	6021315.....	177	7000406.....	168	7000775.....	315	7001324.....	119-120	7001660.....	123-125	7001814.....	116	8005000.....	183
6001472.....	90	6022610.....	173	7000408.....	39-165	7000776.....	315	7001325.....	119-120	7001661.....	123-125	7001815.....	116	8012902.....	183
6001482.....	90	6022612.....	173	7000483.....	216	7000777.....	315	7001330.....	131	7001662.....	123	7001816.....	116	8012905.....	183
6001491.....	105-300	6022613.....	173	7000489.....	195	7000793.....	118-120	7001331.....	131	7001668.....	125	7002240.....	112	8020910.....	183
6001603.....	89-89	6023141.....	236	7000497.....	215-235	7000794.....	118-120	7001332.....	131	7001670.....	119-120	7002357.....	114	8020920.....	183
6001800.....	104	6023161.....	236	7000498.....	215-235	7000795.....	118-120	7001333.....	131	7001671.....	119	7002358.....	115	8020930.....	183
6001901.....	172	6028610.....	174	7000506.....	175	7000796.....	118-120	7001340.....	123	7001672.....	119	7002510.....	234-236	8020940.....	183
6001902.....	172	6028612.....	174	7000508.....	175	7000797.....	118-120	7001342.....	118	7001673.....	119	7002556.....	116	8020950.....	183
6001903.....	172	6028614.....	174	7000521.....	166	7000798.....	118-120	7001343.....	129	7001700.....	118-120	7002560.....	115	8080207.....	182-215
6002100.....	171	6032011.....	91	7000531.....	165	7000808.....	174-196	7001344.....	129	7001702.....	114-119	7002576.....	117	8080208.....	182
6002150.....	171	6032015.....	88	7000532.....	169	7000837.....	28	7001387.....	123-125	7001703.....	114	7003208.....	106	8080801.....	182
6002200.....	171	6032016.....	88	7000536.....	175	7000838.....	28	7001388.....	112	7001704.....	114	7003611.....	196	8080802.....	182
6002268.....	173	6051622.....	218	7000538.....	175	7000846.....	198	7001391.....	131	7001705.....	118	7003612.....	195-196	8080803.....	182
6002278.....	173	6051635.....	218	7000540.....	84	7000848.....	198	7001392.....	129-131	7001706.....	119	7003613.....	196	8080804.....	182
6002300.....	171	6077812.....	173	7000541.....	84-191	7000856.....	198	7001393.....	129-131	7001707.....	118-120	7003614.....	196	8080904.....	183
6002314.....	236	6099120.....	178	7000552.....	126	7000858.....	198	7001394.....	131	7001708.....	118-120	7004001.....	84	8081810.....	182
6002316.....	236	6099150.....	178	7000555.....	116	7000910.....	132	7001395.....	126-129	7001709.....	118-120	7004002.....	84-191	8081812.....	182
6002868.....	174	6099180.....	178	7000560.....	126	7000913.....	33	7001396.....	126-129	7001710.....	118-120	7004031.....	168	8081814.....	182
6002891.....	39-204	6099210.....	178	7000572.....	84	7000929.....	114	7001397.....	126-129	7001711.....	118	7005000.....	132	8081815.....	182
6002892.....	39-204	6100120.....	178	7000612.....	117	7000930.....	118-120	7001398.....	126-129	7001712.....	118	7005010.....	175	8081817.....	182
6002893.....	39-204	6100150.....	178	7000613.....	121	7000931.....	118-120	7001399.....	126-129	7001723.....	33	7005012.....	175	8085301.....	182
6002894.....	39-204	6100180.....	178	7000657.....	195	7000937.....	194	7001400.....	126-129	7001725.....	33	7005014.....	175	8085302.....	182
6002895.....	39-204	6100210.....	178	7000658.....	195	7000938.....	123-125	7001401.....	126-129	7001726.....	34	7005211.....	166	8085303.....	182
6002896.....	39-204	6121312.....	177	7000660.....	195	7000939.....	123-125	7001403.....	132	7001731.....	126	7005310.....	175	8085504.....	182
6002897.....	39-204	6121315.....	177	7000661.....	195	7000951.....	30	7001407.....	120	7001768.....	119	7005312.....	175	8085505.....	182
6003001.....	46	6155100.....	235	7000663.....	195	7000952.....	30	7001408.....	119	7001770.....	123	7005314.....	175	8085514.....	182
6003231.....	89	6156100.....	235	7000664.....	195	7000953.....	30	7001445.....	122-123	7001771.....	123	7008010.....	174-196	8085515.....	182
6003232.....	89-94	6157100.....	235	7000666.....	195	7000954.....	30	7001446.....	122-123	7001772.....	123	7008012.....	174-196	8085530.....	183
6003234.....	89-89	6200255.....	172	7000700.....	115-116	7001000.....	132	7001447.....	122-123	7001773.....	123	7008133.....	165-171	8085531.....	183
6003236.....	89-94	7000004.....	198	7000706.....	289	7001005.....	29	7001448.....	122	7001774.....	123	7008253.....	165-171	8085532.....	183
6003294.....	226-230	7000014.....	112	7000714.....	106	7001006.....	29	7001449.....	122	7001776.....	123	7008412.....	198	8092902.....	183
6003296.....	226-230	7000015.....	112	7000715.....	106	7001017.....	289	7001450.....	126	7001777.....	123	7008512.....	198	8092905.....	183
6003901.....	104	7000016.....	112	7000716.....	106	7001018.....	289	7001451.....	126	7001778.....	123	7009079.....	117-121	8129010.....	183
6003921.....	104	7000017.....	112	7000717.....	106	7001019.....	289	7001474.....	106	7001779.....	118-120	7009133.....	194	8129020.....	183
6003931.....	104	7000018.....	112	7000731.....	117-121	7001020.....	289	7001475.....	106	7001780.....	118-120	7009223.....	195	8129030.....	183
6004591.....	90-217	7000025.....	166-228	7000734.....	117-121	7001021.....	289	7001476.....	122	7001781.....	118-120	7022810.....	174	8129040.....	183
6005121.....	94	7000044.....	194	7000735.....	117-121	7001022.....	289	7001477.....	122	7001782.....	118-120	7022812.....	174	8129050.....	183
6005122.....	94	7000130.....	167	7000736.....	117-121	7001065.....	116	7001478.....	124	7001783.....	123-126	7022814.....	174	8129010.....	183
6005123.....	94	7000131.....	167	7000737.....	117-121	7001066.....	116	7001485.....	124	7001784.....	123-126	7031220.....	106	8129020.....	183
6005124.....	94	7000134.....	194	7000738.....	117-121	7001067.....	116	7001488.....	128	7001785.....	123-126	7031612.....	106	8129030.....	183
6005131.....	94	7000140.....	167	7000739.....	117-121	7001068.....	116	7001490.....	130	7001786.....	123-126	7041921.....	229	8129040.....	183
6005133.....	94	7000141.....	167	7000740.....	117-121	7001070.....	116	7001496.....	289	7001787.....	123-126	7041922.....	229	8129050.....	183
6005134.....	94	7000144.....	122	7000741.....	122-123	7001072.....	116	7001497.....	289	7001788.....	123-126	7041951.....	229	8129100.....	50
6005141.....	94	7000160.....	167	7000742.....	122	7001073.....	118-120	7001500.....	112-132	7001789.....	123-126	7041952.....	229	8129120.....	50
6005142.....	94	7000161.....	167-228	7000743.....	122	7001074.....	118-120	7001512.....	29	7001790.....	123-126	7094519.....	194	8129121.....	50
6005143.....	94	7000181.....	166	7000745.....	125	7001075.....	126	7001539.....	195	7001791.....	120-123	7121431.....	223	8129122.....	315
6005144.....	94	7000208.....	106	7000746.....	123-125	7001088.....	132	7001546.....	195	7001792.....	120-123	7204055.....	165	8129123.....	315
6005151.....	94	7000251.....	32-166	7000747.....	123-125	7001106.....	194	7001547.....	195	7001793.....	120-123	7419101.....	229	8129124.....	315
6005153.....	94	7000256.....	106	7000748.....	123-125	7001107.....	194	7001551.....	194	7001794.....	120-123	7419102.....	229	8129125.....	315
6006831.....	94	7000270.....	25	7000749.....	123-125	7001108.....	194	7001561.....	243	7001795.....	120-123	7419201.....	229	8129126.....	315
6006832.....	94	7000271.....	26	7000750.....	123-125	7001109.....	194	7001562.....	107	7001796.....	120-123	7419202.....	229	8129127.....	315
6006833.....	94	7000272.....	26-229	7000751.....	123-125	7001110.....	194	7001569.....	107	7001797.....	120-123	7462200.....	106	8129128.....	315
6007712.....	173	7000273.....	26	7000752.....	123-125	7001111.....	194	7001570.....	107-260	7001798.....	120-123	7471200.....	106	8129129.....	315
6008373.....	94	7000280.....	27	7000753.....	123-125	7001112.....	194	7001573.....	116	7001799.....	120-123	8000025.....	207	8129130.....	315
6009730.....	181	7000281.....	27	7000754.....	123-125	7001113.....	194	7001618.....	106	7001800.....	120-123	8000026.....	207	8129131.....	315
6009740.....	181	7000292.....	198	7000755.....	123-125	7001124.....	106	7001638.....	29-247	7001801.....	120-123	8000027.....	207	8129132.....	315
6009750.....	181	7000293.....	198-252	7000756.....	123-125	7001239.....	289	7001639.....	247	7001803.....	126	8000028.....	207	8129133.....	315
6009760.....	181	7000295.....	176	7000757.....	132	7001256.....	106	7001647.....	117-121	7001804.....	126	8000140.....	183	8129134.....	315
6010140.....	183	7000306.....	106	7000763.....	126	7001315.....	118-120	7001648.....	117-121	7001805.....	126	8000250.....	183		



Magnetic stirrers

pages 25 to 32

Rotator, tilting and vortex mixer shakers

page 33 and 34

Rocking Mixer shakers

page 34

Orbital and linear motion shakers

pages 35 to 38

Overhead stirrer

page 39

Orbital shaker incubators

pages 40 to 42

Ultrasonic homogenizer

page 43

Grinding and mixer homogeneizer

page 44



STIRRERS Stirrer and shaker summary table

QUICK OVERVIEW

MAGNETICS									
Single Direction	Part No.	Controller	Volume max.	Heater	Controller	Range	Range	Rapid	Plate Ø
Stirring			litres		Type	temperature °C	r.p.m.	Overview	cm
AGIMICRO	7001638	Analogue	2	No	-	-	40 / 1700	ABS	12
AGIMATIC-S	7000270	Analogue	10	No	-	-	60 / 1600	INOX	14.5
AGIMATIC-N	7000271	Analogue	10	Yes	Electronic/Energy	...350	60 / 1600	INOX	14.5
AGIMATIC-E	7000273	Analogue	10	Yes	Electronic/Temperature	...350	60 / 1600	INOX	14.5
AGIMAN	7000272	Analogue	2	Yes	Electronic/Energy	...350	60 / 1600	For Heating	Mantle
AGIMATIC-ED	7000280	Digital	10	Yes	Electronic/Temperature	...350	60 / 1600	INOX	14.5
KIT AGIMATIC-ED	7001512	Digital	10	Yes	Electronic/Temperature	...350	60 / 1600	INOX	14.5
AGIMATIC-ED-C	7000281	Digital	10	Yes	Electronic/Temperature	...350	60 / 1600	CERAMIC	14,5
Large volume stirring									
AGIMATIC-HS	7001005	Digital	25	No	-	-	50 / 980	INOX	28 x 34
AGIMATIC-HL	7001006	Digital	60	No	-	-	50 / 980	INOX	44 x 38
Reversible stirring action									
AGIMATIC REV-TFT	7000837	TFT touch screen	10	Yes	Electronic/Temperature	...350	100 / 1600	INOX	14.5
AGIMATIC REV-TFT-C	7000838	TFT touch screen	10	Yes	Electronic/Temperature	...350	100 / 1600	CERAMIC	14,5
Multi- positions									
MULTIMATIC 5-S	7000951	Analogue	5 x 0.6	No	-	-	...1600	INOX	28 x 33
MULTIMATIC 9-S	7000952	Analogue	9 x 0.3	No	-	-	...1600	INOX	28 x 33
MULTIMATIC 5-N	7000953	Analogue	5 x 0.6	Yes	Electronic/Energy	...300	...1600	INOX	25 x 25
MULTIMATIC 9-N	7000954	Analogue	9 x 0.3	Yes	Electronic/Energy	...300	...1600	INOX	25 x 25
ROTARY & TILTING MIXERS									
Tube Mixers	Part No.		Vol. max. litres		Heaters		Range r.p.m.		Capacity
ORBIT	3000445		5 x 0.25		No		12		See Tube Selection
MOVIL ROD	7001723		-		No		10 / 80		35 mm Ø max.
MOVIL TUB	7000913		-		No		15		12 Tubes
VORTEX-VIB	7001725		-		No		2800		See Tube Selection
VIBRATING SHAKER									
Oscillating	Part No.		Max. Load		Heater		Capacity		Oscil. min.
VIBROMATIC	7000384		4 Kg		No		8 flasks of 50 mm Ø max. (optional + Erlenmeyer 250 ml)		100 / 950
ORBITAL TO - FRO SHAKERS									
To & Fro & orbital movement	Part No.		Heater		Heater		Range	Range	Platforms
					Type		temperature °C	r.p.m.	cm
ROTATERM	3000435		Yes		Electronic/Digital		...250	20/230	41x31
ROTABIT	3000974		No		-		-	20/230	According to accessories



Shaker for Petri plates "AG-200", shaker for bottles "AG-200-A", and shaker for Erlenmeyer flasks "AG-200-B".

Thermo shaker "TRM-4" for Microtiter.

Incubated / refrigerated high volume orbital shakers "1102", "2102", "D-1102" and "D-2102".

Ultrasonic homogenizers "CY-500".



MAGNETIC STIRRERS “AGIMATIC” AND “AGIMAN”



A new generation design of stirrers at the forefront of technology

COMMON FEATURES

Unique functional design, with epoxy covered alloy case. Choice of stainless steel or ceramic top plate (model dependent). An internal case acts as a spill guard and insulator, made from AISI304 stainless steel. Tilted control panel for easy viewing with splash protection. Location hole at the back for a retort support rod, supplied as an accessory. Electronic speed control from 60 to 1600 r.p.m. and from 100 to 1600 r.p.m. for models “Agimatic Rev” with constant speed irrespective of liquid viscosity. Easy to service and to replace modular electronics. All heated models have a connection at the back to connect an electronic contact thermometer “Sensoterm II”, electronic controller “Electemp-TFT” or Pt100 temperature probe, model dependent. **Agimatic and Agiman exterior measures: Height 14.5, Width 19 and Depth 26 cm. Weight: 3,2 Kg.** All hotplates have a safety over temperature cut out, set to the maximum working temperature.

TECHNICAL SCHEMATICS OF DIFFERENT COMPONENTS

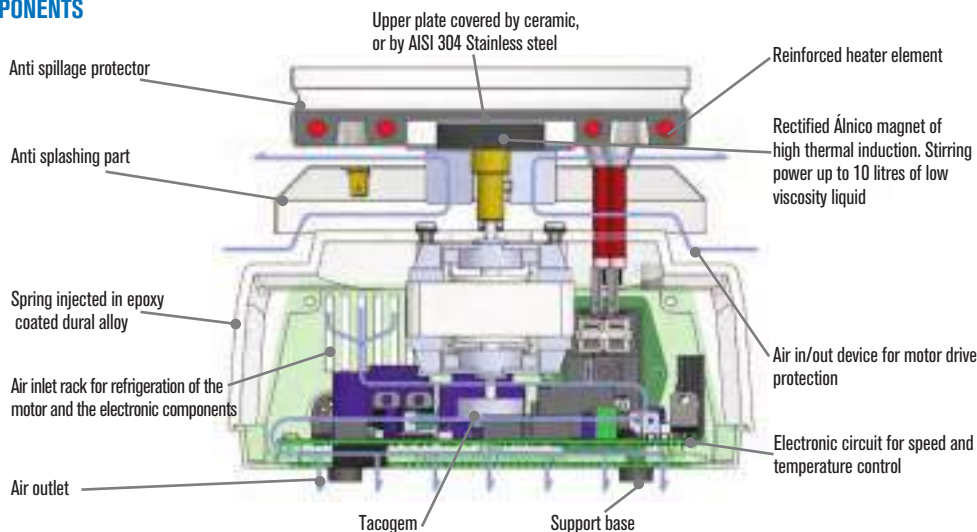
ICONS OF THE DIFFERENT TEMPERATURE REGULATION SYSTEMS AND OPTIMUM STIR CONDITIONS.



Electronic contact thermometer “Sensoterm II”



Temperature sensor Pt100



Magnetic Stirrers “Agimatic” and “Agiman” analogue control



FOR SPEEDS FROM 60 TO 1600 rpm..
 MAXIMUM STIR VOLUME: 10 LITRES.
 PLATE MADE FROM AISI 304 STAINLESS STEEL WITH REMOVABLE SAFETY RING. PLATE Ø 14.5 cm.



“Agimatic-S” without heating

CONTROL PANEL

1. Mains switch illuminated.
2. Electronic stir speed control.



MODEL

Part No.	Maximum stir volume litres	Height/width/Depth (exterior) cm	Power W	Weight Kg
AGIMATIC-S 7000270	up to 10	14,5 19 26	90	3,5

Supplied with a PTFE coated stir bar of Ø 8 x 40 mm long.





“Agimatic-N” with heating

ELECTRONIC CONTROL OF SPEED AND POWER TO THE HEATER.

CONTROL PANEL

1. Switch on button with indicator lamp for heating and for stirring speed.
2. Electronic stir speed control.
3. Electronic heater energy control from 0-100%, synchronised with an indicator lamp that functions when the plate is hot.
4. Illuminated indicator when the heater is “on”.



MODEL

	Part No.	Maximum stir volume litres	Height/width/Depth (exterior) cm	Power W	Weight Kg
AGIMATIC-N	7000271	up to 10	14,5 19 26	550	3,5

Supplied with a PTFE coated stir bar of Ø 8 x 40 mm long.



“Agimatic-E” with heating

ELECTRONIC TEMPERATURE CONTROL OF SPEED AND POWER TO THE HEATER.
FROM 50 °C TO 350 °C PRECISION ±2 °C.

CONTROL PANEL

1. Switch on button with indicator lamp for heating and for stirring speed.
2. Electronic stir speed control.
3. Electronic temperature control of the heater plate from 50 °C to 350 °C synchronised with an indicator lamp that functions when the plate is hot.
4. Illuminated heater indicator when the heater is “on”. Precision ±2 °C.



MODEL

	Part No.	Maximum stir volume litres	Height/width/Depth (exterior) cm	Power W	Weight Kg
AGIMATIC-E	7000273	up to 10	14,5 19 26	550	3,5

Supplied with a PTFE coated stir bar of Ø 8 x 40 mm long.



Magnetic stirrer “Agiman”

ELECTRONIC CONTROL OF SPEED AND POWER TO THE HEATER.
WITH A MECHANISM FOR ATTACHING HEATING MANTLES.

CONTROL PANEL

- Switch on button with indicator lamp for heating and for stirring speed.
Electronic stir speed control.
Electronic heater energy control from 0-100%, synchronised with an indicator lamp that goes on when the mantle is hot.
Illuminated heater indicator when the mantle is “on”.

ACCESSORIES

Attachable heating mantle for the “Agiman” magnetic stirrer.

Part No.	Capacity flask ml	Power W
3000447	250	130
3000448	500	270
3000449	1000	410
3000450	2000	530

Complements for Agimatic-S-N-E and Agiman.
See accessories on page 31 and 32.

MODEL

	Part No.	Maximum stir volume litres	Height/width/Depth (exterior) cm	Weight Kg
AGIMAN	7000272	up to 2	14,5 19 26	3,5

Supplied with a PTFE coated stir bar of Ø 10 x 32 mm long.





Magnetic Stirrers “Agimatic-ED” and “Agimatic-ED-C” digital control



FOR SPEEDS FROM 60 TO 1600 RPM.
 FOR ADJUSTABLE TEMPERATURES FROM 50 °C TO 350 °C (200 °C WITH EXTERNAL PROBE). PRECISION ± 2 °C.
 MAXIMUM STIR VOLUME: 10 LITRES.
 PLATE Ø IS 14,5 cm.
 WITH RENOVBABLE SAFETY RING AGAINST SPILLAGE.



“Agimatic-ED” with heating

ELECTRONIC TEMPERATURE CONTROL OF SPEED AND POWER TO THE HEATER.

SILUMIN UPPER PLATE COVERED BY AISI 304 STAINLESS STEEL.

CONTROL PANEL

1. Digital display indicating stir speed or temperature.
 2. Push button, parameter selector, Stir speed or Temperature.
 3. Push button, increase parameter value.
 4. Push button, decrease parameter value.
 5. Indicator lamp, safety thermostat “on”
 6. Push button Stop-Start
- Precision ± 2 °C.



MODEL

Part No.	Maximum stir volume litres	Height/width/Depth (exterior) cm	Power W	Weight Kg
AGIMATIC-ED 7000280	up to 10	14,5 19 26	550	3,5

Supplied with a PTFE coated stir bar of Ø 8 x 40 mm long.



“Agimatic-ED-C” with heating

ELECTRONIC TEMPERATURE CONTROL OF SPEED AND POWER TO THE HEATER.

SILUMIN UPPER PLATE WITH CERAMIC SURFACE.

CONTROL PANEL

1. Digital display indicating stir speed or temperature.
 2. Push button, parameter selector, Stir speed or Temperature.
 3. Push button, increase parameter value.
 4. Push button, decrease parameter value.
 5. Indicator lamp, safety thermostat “on”
 6. Push button Stop-Start
- Precision ± 2 °C.



MODEL

Part No.	Maximum stir volume litres	Height/width/Depth (exterior) cm	Power W	Weight Kg
AGIMATIC-ED-C 7000281	up to 10	14,5 19 26	550	3,5

Supplied with a PTFE coated stir bar of Ø 8 x 40 mm long.

Ceramic surface:

- Excelent conductivity and heat distribution.
- Unalterable surface.
- Higher acceleration to reach temperature.
- Extreme resistance against chemical agents and scratches.



Complements for Agimatic-ED and Agimatic ED-C.
 See accessories on pages 31 and 32.




Reversible magnetic Stirrers “Agimatic-Rev-TFT” and “Agimatic-Rev-TFT-C”



Forefront technology with TFT touch screen

FOR SPEEDS FROM 100 TO 1600 rpm.
 FOR ADJUSTABLE TEMPERATURES FROM 30 °C TO 350 °C. PRECISION ± 2 °C.
 MAXIMUM STIR VOLUME: 10 LITRES. PLATE Ø IS 14,5 cm.
 MAGNETIC REVERSIBLE ACTION STIRRERS, WITH ADJUSTABLE TIME STIRRING PERIODS AND PRECISE SPEED CONTROL, PROVIDES THE FOLLOWING ADVANTAGES FOR REPEAT PROCESSES:
 A.- FASTER MIXING, REDUCED STIRRING TIME. B.- CONTROLLABLE VORTEX EFFECT. C.- QUICKLY ELIMINATES AIR FROM WITHIN THE SAMPLE MIXTURE, DEGASSING. D.- MINIMUM SPLASHING, NO LOSS OF SAMPLE.
 SELECT MOVEMENT FOR ONE DIRECTION OR REVERSE.
 ELECTRONIC CONTROL OF THE FREQUENCY INVERTING PERIOD, FROM 10-30 SECONDS.
 MEMORY UP TO 10 WORKING PROGRAMS. AUTOMATIC CYCLES UP TO 6 SEGMENTS WITH TEMPERATURE PROGRAMMING, RPM AND TIME.



“Agimatic-Rev-TFT” with heating

ELECTRONIC DIGITAL CONTROL OF STIR SPEED AND HEATER TEMPERATURE.
 WITH REMOVABLE SAFETY RING AGAINST SPILLAGE.

SILUMIN UPPER PLATE COVERED BY AISI 304 STAINLESS STEEL.

CONTROL PANEL

1. Probe position indicator.
2. rpm, temperature and time reading.
3. Start up.
4. Stop.
5. Settings.
6. Backward.
7. Increase/decrease parameters value.
8. Cursor.



MODEL

Part No.	Maximum stir volume litres	Height/width/Depth (exterior) cm	Power W	Weight Kg
Agimatic-Rev-TFT 7000837	up to 10	14,5 19 26	550	3,5

Supplied with a PTFE coated stir bar of Ø 8 x 40 mm long.



“Agimatic-Rev-TFT-C” with heating

ELECTRONIC DIGITAL CONTROL OF STIR SPEED AND HEATER TEMPERATURE.
 WITH REMOVABLE SAFETY RING AGAINST SPILLAGE.

SILUMIN UPPER PLATE WITH CERAMIC SURFACE.

CONTROL PANEL

1. Probe position indicator.
2. rpm, temperature and time reading.
3. Start up.
4. Stop.
5. Settings.
6. Backward.
7. Increase/decrease parameters value.
8. Cursor.



MODEL

Part No.	Maximum stir volume litres	Height/width/Depth (exterior) cm	Power W	Weight Kg
Agimatic-Rev-TFT-C 7000838	up to 10	14,5 19 26	550	3,5

Supplied with a PTFE coated stir bar of Ø 8 x 40 mm long.

Ceramic surface:

- Excellent conductivity and heat distribution.
- Unalterable surface.
- Higher acceleration to reach temperature.
- Extreme resistance against chemical agents and scratches.



Complements for Agimatic-Rev-TFT and Rev-ED-C see accessories on pages 31 and 32.



Complete KIT stirrer Agimatic-ED with support rod and temperature sensor PT100. With heating


SUPPLIED COMPLETE WITH SUPPORT ROD, TEMPERATURE SENSOR PT100, CLAMP AND STIR BAR.
ELECTRONIC TEMPERATURE CONTROL OF SPEED AND POWER TO THE HEATER.

SILUMIN UPPER PLATE COVERED BY AISI 304 STAINLESS STEEL.



CONTROL PANEL

1. Digital display indicating stir speed or temperature.
2. Push button, parameter selector, Stir speed or Temperature.
3. Push button, increase parameter value.
4. Push button, decrease parameter value.
5. Indicator lamp, safety thermostat "on"
6. Push button Stop-Start



INCLUDED

Support rod with thread of 12 mm Ø x 500 mm high, stirrer dependent, attaches to the main body of the stirrer.

Temperature sensor Pt100. Controls the sample temperature in the digital hotplate stirrers. Immersion Probe: 4mm Ø x 130 mm long.

Cable connector 150 cm long.

Clamp with bosshead, "AUTOMATIC" Chrome coated alloy with screw closure. For Ø from 0 to 25mm.



MODEL

	Part No.	Maximum stir volume litres	Height/width/Depth (exterior) cm	Power W	Weight Kg
KIT	7001512	up to 10	14,5 19 26	550	3,5

Supplied with a PTFE coated stir bar of Ø 8 x 40 mm long.



Magnetic stirrer "Agimicro" without heating

FEATURES

- Maximum stir volume: 2 Litres.
- Adjustable stir speed from 40 to 1400 r.p.m.
- Durable moulded ABS plastic body.
- Excellent chemical resistance.

MODEL

Part No.	Height cm	Ø Plate cm	Power W	Weight Kg
7001638	5	12	3	0.5

Comes complete with a 8 Ø x 32 mm P.T.F.E. coated stir bar.

CONTROL PANEL

- Mains switch with luminous "on" indicator.
- Analogue control of speed in r.p.m.



ACCESSORIES

Support bar and electrode clamp (1 of 13 and 2 of 16 mm Ø). Used with pH and conductivity meters. Part No. **7001639**



Powerful magnetic stirrer "Agimatic-H" without heating

FOR LOW VISCOSITY VOLUMES FROM 1 TO 60 LITRES.
USING REDUCED VOLUMES THE UNIT CAN STIR MEDIUM TO HIGH VISCOSITY LIQUIDS.

Maximum stirring power

FEATURES

- Electronic speed control from 50 to 980 r.p.m., will maintain a constant stir speed irrespective of the liquid viscosity.
- Digital speed display.
- AISI 304 stainless steel top plate with an epoxy coated metal case.

CONTROL PANEL

- Main switch with a luminous "on" indicator.
- Electronic speed control.
- Digital speed display in r.p.m.

MODEL

	Part No.	Speed control r.p.m.	Maximum stir volume in litres	Height/Width/Depth (exterior) cm	Power W	Weight Kg
AGIMATIC-HS	7001005	50 to 980	up to 25	12 28 34	35	8
AGIMATIC-HL	7001006	50 to 980	up to 60	14 44 38	40	12

Model HS comes complete with a 16 Ø x 127 mm stir bar and model HL with a 19 Ø x 150 mm stir bar.





Multiple position magnetic stirrers “Multimatic”



COMMON FEATURES

External plate made from AISI 304 stainless steel with engraved stirrer positions.
Independent stirring speed control for each position.
Front panel protected against splashes.

Models 5-S and 5-N: Suitable for 5 flasks, 600 ml max. (max. Ø 90 mm).
9-S and 9-N: Suitable for 9 flasks, 300 ml max. (max. Ø 75 mm).
Epoxy coated external case.

APPLICATIONS

Specially recommended for bio-pharmaceutical diagnostic assays.



Stirrers “Multimatic” 5-S and 9-S without heating

FOR 5 AND 9 POSITIONS.



CONTROL PANEL

Illuminated mains switch.
Individual position stir speed control.

MODELS

	Part No.	Height / Width / Depth (exterior) cm	Width / Depth (plate) cm	Speed control r.p.m.	Maximum stir volume ml	Power W	Weight Kg
MULTIMATIC 5-S	7000951	11 28 35	28 33	Up to 1600	5 x 600	16	7
MULTIMATIC 9-S	7000952	11 28 35	28 33	Up to 1600	9 x 300	27	9

Comes complete with a 5 or 9 mm stir bar, model dependent covered in PTFE of 8 Ø x 32 mm long.

ACCESSORIES

Transparent methacrylate bath.
Fits onto the non heating stir plate of the “Multimatic” 5-S y 9-S
The bath can withstand temperatures up to 60 °C.
See section immersion Thermostats (page 94).

Part No.	Capacity litres	Height / Width / Depth (exterior) cm	Weight Kg
1001007	14	16 30 55	4



Hotplate stirrers “Multimatic” 5-N y 9-N with heating

FOR 5 AND 9 POSITIONS, OVER TEMPERATURE SAFETY THERMOSTAT FITTED.



MODELS


	Part No.	Height / Width / Depth (exterior) cm	Width / Depth (plate) cm	Maximum temperature °C	Speed control r.p.m.	Maximum stir volume ml	Heater Power W	Total Power W	Weight Kg
MULTIMATIC 5-N	7000953	16 28 35	25 25	200	Up to 1600	5 x 600	680	700	12
MULTIMATIC 9-N	7000954	16 28 35	25 25	200	Up to 1600	9 x 300	680	700	14

Comes complete with a 5 or 9 mm stir bar, model dependent covered in PTFE of 8 Ø x 32 mm long.

CONTROL PANEL

Mains illuminated power switch.
Individual speed control for each position.
Electronic heater energy control from 0-100% synchronised with an indicator lamp when the heater is on.

ACCESSORIES FOR MAGNETIC STIRRERS



Stir-bars followers for magnetic stirrers.

Encased in PTFE with pivot ring, temperature resistant to +275 °C.

Part No.

1000009	6 Ø x 10 mm long.	without pivot ring.
1000012	4 Ø x 12 mm long.	without pivot ring.
1000019	7 Ø x 20 mm long.	with pivot ring.
1000032	8 Ø x 32 mm long.	with pivot ring.
1000039	8 Ø x 40 mm long.	with pivot ring.
1000045	10 Ø x 45 mm long.	with pivot ring.
1001061*	12 Ø x 75 mm long.	with pivot ring.
1001062*	16 Ø x 102 mm long.	with pivot ring.
1001063*	16 Ø x 127 mm long.	with pivot ring.
1001064*	19 Ø x 150 mm long.	with pivot ring.

* With pivot ring for large volumes.



Concentric stir-bar with beaker cover "CENTRIMAN".

Encased in P.T.F.E. with an adjustable axis bar made of AISI 304 stainless steel. Suitable for applications with volumes of 100 to 2000 ml.

Soft start stirring and adjustable height prevents the stir-bar jumping inside the vessel.

Conical fitting lid of polypropylene with excellent chemical and thermal properties that resists temperatures up to 160 °C. The lid has an auto-lubricating central axis hole with two lateral air displacement holes.

Part No.

1000900	Concentric stir-bar with conical fitting lid for beakers volumes of 100 ml. to 500 ml. Length 32 mm.
1000901	Concentric stir-bar with conical fitting lid for beakers volumes of 500 ml. to 1000 ml. Length 50 mm.
1000902	Concentric stir-bar with conical fitting lid for beakers volumes of 1000 ml. to 2000 ml. Length 55 mm.



Triangular stir-bar "TRIMAG".

Encased in heat resistant PTFE of temperatures up to 275 °C. useful for "dissolving solids" and stirring silts. Liquids flow upwards as well as sideways. Quiet with excellent stability. Suitable for flat bottomed vessels.

Part No.

1000536	9 side x 35 mm long.
1000537	14 side x 40 mm long.
1000538	12 side x 50 mm long.
1000539	14 side x 55 mm long.



Starhead stir bar.

Circular, encased in heat resistant PTFE for temperatures up to 275 °C. Useful for tubes, flasks and round bottom vessels.

Part No.

1000790	25 Ø x 15 mm height.
1000791	40 Ø x 17 mm height.



Box of 17 assorted stir bars.

Encased in temperature resistant PTFE for temperatures up to 275 °C.

Contents:

- 1 stir-bar with pivot ring 6x10 mm.
- 1 stir-bar with pivot ring 4 x12 mm.
- 1 stir-bar with pivot ring 7x20 mm.
- 2 stir-bars with pivot ring 8x32 mm.
- 2 stir-bars with pivot ring 8x40 mm.
- 2 stir-bars with pivot ring 10x45 mm.
- 1 triangular stir-bar of 9x35 mm.
- 1 triangular stir-bar of 14x40 mm.
- 1 triangular stir-bar of 12x50 mm.
- 1 triangular stir-bar of 14x55 mm.
- 1 stir-bar Rotor-Pat of 11x35 mm.
- 1 oval stir-bar of 16x30 mm.
- 1 oval stir-bar of 20x40 mm.
- 1 star head stir-bar of 20x15 mm.
- 1 star head stir-bar of 40x17 mm.

Part No. **1000487**



Stir Bar "ROTOR-PAT".

Encased in PTFE useable up to temperatures of

275 °C.

Excellent stability with strong vortexing turbulence, useful for round bottom or convex bottom flasks.

Part No.

1000001 10 Ø max. x 32 mm long.



Oval stir bar, coated with PTFE, resistant to high temperatures of up to +275 °C. Can be used for all types, including

round bottom vessels.

Part No.



1000788 16 Ø x 30 mm long.

1000789 20 Ø x 40 mm long.

Floating magnetic stir-bar "IMANFLOTTER".

Encased completely in PTFE Dismountable structure, autoclavable. Designed specifically for low constant speed stirring. Recommended for tissue culture applications. The floating conception of the Imamfloter minimises the grinding effect of cell damage as there is no friction on the bottom of the flask.

Medium speed levels prevent the IMANFLOTTER from jumping within the vessel.

Part No. Total length Stir bar length



1000897 50 mm 39 mm

1000898 60 mm 45 mm

Stir-bar retriever.

Flexible, encased in PTFE.

Part No.


1000020 Length: 280 mm.

ACCESSORIES FOR MAGNETIC STIRRERS AND HOTPLATE STIRRERS



Support rod with thread of 12 mm Ø x 500 mm high, stirrer dependent, attaches to the main body of the stirrer.

Part No. **1000725**



Clamp with bosshead, "AUTOMATIC" Chrome coated alloy with screw closure.

For Ø from 0 to 25mm.

Part No. **7000251**



Electronic contact thermometer with digital readout "Sensoterm II".

Complete with AISI 304 stainless steel sheathed Pt1000 temperature sensor.

FEATURES:

Conceived and designed as external sensor probe, where the controller is away from the measuring temperature zone of heat and vapour. The advantages over a contact thermometer means additional safety, no broken glassware or mercury spills.

SPECIFICATION

Temperature range from: -50 °C to +300 °C.

Temperature sensor : 3.5 Ø x 250 mm immersion.

Stability: 1 °C ±1 digit

Resolution: 1 °C.

Temperature display: LCD 8 mm.

Working environment: 0 to 60 °C and relative humidity up to 80 %.

Dimensions: 130 high x 71 wide x 24 mm deep (without probe)



Identification ICON

Part No. **1001009**



Adapters for round flasks of 250, 500 and 1000 ml. Made of Aluminium alloy. Suitable for the stirrers with a Ø greater than 14.5 cm.

Maximum adapter temperature 250 °C.

Part No.

1001712 250 ml flasks.

1001718 500 ml flasks.

1001719 1000 ml flasks.



Temperature controller Electemp-TFT.

FEATURES:

P.I.D. digital temperature controller. User configurable microprocessor of function parameters.

Temperature measurement range: -150 °C to 1300 °C.

Temperature regulation: from ambient +5 °C to 1300 °C.

Sensor options: Pt100 or Thermo resistor K type probe.

See page 293.

SPECIFICATION:

Stability: ±0.1 °C.

Resolution: ±0.1 °C Pt 100 /±1 °C K Type probe.

Operation: P.I.D.

AUTOTUNING. Adapts automatically to the working medium (Solid, liquid or gas.)

Dimensions: 10.5 high x 13.5 wide x 21cm deep.

Maximum power (at 230 V): 3100 W.

Weight: 1.250 Kg

Part No. **3000897**

ACCESSORIES:

Probe Pt100 Part No. **1000893**

Probe K Type. Part No. **1000895**



Aluminium PTFE coated bath.

Suitable for stirrers and hotplate stirrers. "Agimatic N, E, ND, ED and Rev-E".

Suitable as water or oil baths for temperatures up to 200 °C with magnetic stirring from 150 to 1500 r.p.m. For rotary evaporators etc.

Part No.

1001230 capacity 2 litres. 11 cm high x 18 cm Ø.

1001231 capacity 4 litres. 13 cm high x 24 cm Ø.

ACCESSORIES:

Suitable only for tank Part No. 1001230.

Set of 4 reduction ring lid, stainless steel AISI304, with location hole for a thermometer.

Part No. **3000917**



Temperature sensor Pt100. Controls the sample temperature in the digital hotplate stirrers. Immersion Probe: 4mm Ø x 130 mm long. Cable connector 150 cm long.



Identification ICON

Part No. **1001610** for 7000280 and 7000281.

Part No. **1000893** for 7000837 and 7000838.



Rotator "Orbit"



FEATURES

Rotation Speed: 12 r.p.m.
Adjustable rotation angle axis from vertical to horizontal. An elastic shaft drive and clip supports permit the flasks and tubes to be loaded and unloaded while the motor is running. Epoxy coated outer casing. Recommended for extractions of cell cultures, blood tubes and other haematological applications.

MODEL

Part No.	Speed r.p.m.	Height / Width / Depth (exterior) cm	Power W	Weight Kg
3000445	Fixed 12	19 23 20	15	6



ACCESSORIES

Erlenmeyer flask adapters, clips made from stainless steel.

Part No.	Capacity
3000850	8 x 50 ml Erlenmeyer flasks.
3006100	6 x 100ml Erlenmeyer flasks.
3005250	5 x 250ml Erlenmeyer flasks.

Tube adapters, made from Aluminium, with nickel/chrome clips for different tube Ø.

Part No.	Capacity	Part No.	Capacity
3000356	35 tubes from 6 to 9 mm Ø.	3002215	22 tubes from 17 to 20 mm Ø.
3003011	30 tubes from 10 to 13 mm Ø.	3001820	18 tubes from 21 to 24 mm Ø.
3002512	25 tubes from 14 to 16 mm Ø.	3001723	17 tubes from 23 to 28 mm Ø.



Tilting Mixer Shaker "Movil-Tub"

FEATURES

Fixed speed tilting shaker mixer with removable silicon, anti slide tray. Recommended especially for haematology, chemistry and microbiology applications.

MODEL

Part No.	Tube capacity	Tube Ø / length mm	Speed r.p.m.	Height / Width / Depth (exterior) cm	Tilt angle	Power W	Weight Kg
7000913	12	20 160	15	12 34 20	25°	6	2,5



Mixer shaker for tubes "Vortex-Vib"

SHAKE BY MIXER HEAD.

Strong and economic.

FEATURES

With stirring selector by pressure, or fixed in continuous. Starting switch, 4 interchangeable platforms for multiple tubes and 50 ml flasks. Base with 4 suction cups for full adherence.

MODEL

Part No.	Frequency r.p.m.	Height / Width / Depth (exterior) cm	Power W	Weight Kg
7001725	2800	18 12,5 18	50	4



Roller and tilt mixer "Movil-Rod"

WITH VARIABLE SPEED CONTROL FROM 10 TO 80 r.p.m.

FEATURES

Roll and tilt mixer with 7 rollers, double action, gently rolls the tubes while rocking, produces a sinusoidal movement, providing excellent sample homogenisation. Recommended for suspensions of biological and haematological fluids.

MODEL

Part No.	For tube Ø up to mm	Speed r.p.m.	Length (rollers) cm	Height / Width / Depth (exterior) cm	Power W	Weight Kg
7001723	35	10 - 80	24	9.8 34.9 26.5	12	3.6





Roller and tilt mixer "Movil-Rod II"

FIXED SPEED 36 RPM.

FEATURES

Roll and tilt mixer with 5 rollers, double action, gently rolls the tubes while rocking, produces a sinusoidal movement, providing excellent sample homogenisation. Recommended for suspensions of biological and haematological fluids.

MODEL

Part No.	For tube Ø up to mm	Speed r.p.m.	Length (rollers) cm	Height / Width / Depth (exterior) cm	Power W	Weight Kg
7001726	35	36	23	14 26 15,5	6	3



NEW



Rocking Mixer "Vibromatic"

DIGITAL ELECTRONIC CONTROL OF SPEED AND TIME.



Optimum shaking frequency: 950 oscillations per minute

APPLICATIONS

Dissolution, extractions and homogenisation.

FEATURES

Electronic control from 100 to 950 oscillations per minute. (1900 vibrations) and timer from 1 to 999 minutes or continuous operation.

Oscillation amplitude: 8 mm.

Easily detachable arms equipped with 8 clamps that allow all types of tubes and flask with diameters of between 5 to 50 mm can be held in position.

Maximum load: 4 kg.

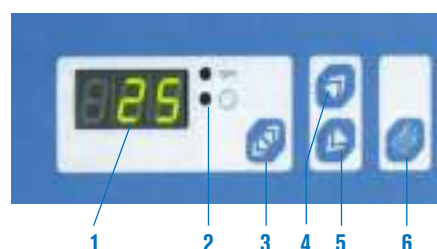
CONTROL PANEL

1. Digital display indicator of osc./min. and time.
2. Parameter display selector.
3. Parameter selector, speed or time.
4. Push button increase value.
5. Push button decrease value.
6. Push button start-stop.



MODEL

Part No.	Oscillations p.m.	Maximum capacity Kg	Height / Width / Depth (exterior) cm	Power W	Weight Kg
7000384	100 - 950	4	23 77 27	34	11



ACCESSORIES

2 in 1. Platform support for Erlenmeyer flasks.

Platform support for Erlenmeyer flasks, made from AISI 304 stainless steel with clip adapter position holes for 50 ml to 1000 ml flasks. Platform dimensions: 38 cm long x 19 cm wide.

Weight: 2 Kg.

Platform capacity:

- 18 Erlenmeyer flasks of 50 ml.
- 12 Erlenmeyer flasks of 100 ml.
- 8 Erlenmeyer flasks of 250 ml.
- 6 Erlenmeyer flasks of 500 ml.
- 3 Erlenmeyer flasks of 1000 ml.

Part No. 3001221



Model Vibromatic with adapter platform.

Adapters for Erlenmeyer flasks.

Made from tempered stainless steel.

Part No.

- | | | |
|---------|-------------|----------|
| 1001003 | Adapter for | 50 ml. |
| 1000978 | Adapter for | 100 ml. |
| 1000979 | Adapter for | 250 ml. |
| 1000980 | Adapter for | 500 ml. |
| 1000981 | Adapter for | 1000 ml. |





COMMON FEATURES

External ABS case with adapter platform for the different models.
Innovative single button to select start, shaking speed, time and stop.
Digital display of time and shaking speed.
Maintenance free induction drive motor which produces a uniform movement according to the rotation speed program.
Acoustic notification at the end of the cycle.

CONTROL PANEL

Main switch.
Single button selector for shaking speed and time.
Display indicating the shaking speed.
Display indicating the programmed time.
Measures: Alto 10 x Ancho 28 x fondo 26

TECHNICAL INFORMATION

Rotation frequency: 50-250 r.p.m.
Timer from 1 min to 99h 59 min
Rotation amplitude: 20mm
Power: 50 W.
Power supply: 220V/50Hz
Load capacity: till 2,5Kg
Measures cm: Height 10 x Width 28 x Depth 26



Shaker for Petri plates “AG-200”

With non-slip rubber platform of 24cm width and 20cm depth.
Capacity for 4 Petri plates.
Useful for slides and little flasks shaking.
Weight (Kg): 7.
Part no: **5312010**



Incubator for Petri capsules. See page: 153

Shaker for bottles “AG-200-A”

With non-slip rubber platform of 26cm width and 22cm depth, with 3 adjustable rubber retaining bars suitable for any kind of glasses: Erlenmeyer, flasks, bottles, etc.
Weight (Kg): 8
Part no: **5312011**



Shaker for Erlenmeyer flasks “AG-200-B”

Tempered aluminium base of 27cm width and 22cm depth, with multi-adapter location holes to support different capacities flasks from 50ml to 2000ml.
Weight (Kg): 8.
Part no: **5312012**

Erlenmeyer flasks adapters

Made of stainless steel with upper spring.
Part no. **5312013** Adapter for 50 ml.
Platform capacity: 12 units
Part no. **5312014** Adapter for 100 ml.
Platform capacity: 8 units
Part no. **5312015** Adapter for 250 ml.
Platform capacity: 6 units
Part no. **5312016** Adapter for 500 ml.
Platform capacity: 4 units
Part no. **5312017** Adapter for 1000 ml.
Platform capacity: 2 units





Orbital and linear motion shaker "Rotaterm"

WITH HEATED PLATFORM TOP PLATE.
ELECTRONIC DIGITAL SPEED AND TEMPERATURE DISPLAY.
INCLUDES A SAFETY OVER TEMPERATURE DEVICE.
TEMPERATURE STABILITY ± 1 °C.



2 in 1 System suitable for orbital or linear motion

FEATURES

Adjustable temperature range from ambient +5 °C. to 250 °C.

Electronic 3 digit temperature display, monitored by a Pt 100 temperature probe.

Resolution: 1 digit.

Electronic digital speed control from 20 to 230 oscillations per minute and timer from 1 to 999 minutes or continuous operation.

Adjustable oscillation amplitude: 15 or 20 mm.

Choice of: orbital or linear motion.

Epoxy covered external casing.

Aluminium top plate platform with evenly distributed heater elements.

The upper platform is made of AISI 304 stainless steel with adjustable tensile spring clips that allow all kinds of glassware, flasks, Erlenmeyer flasks, racks, etc. to be held in position.

Digital calibration temperature circuit.



Part No 3000435 with platform and tensile spring clips.

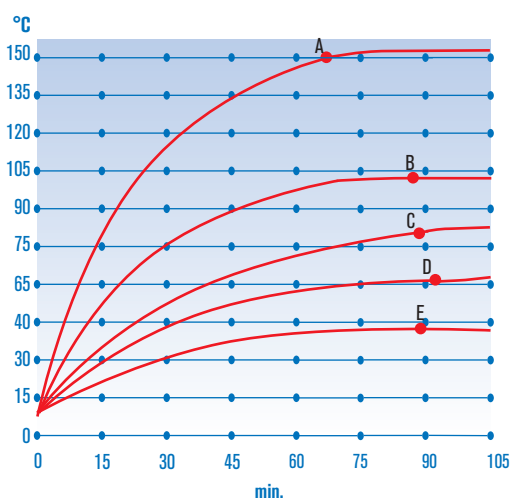
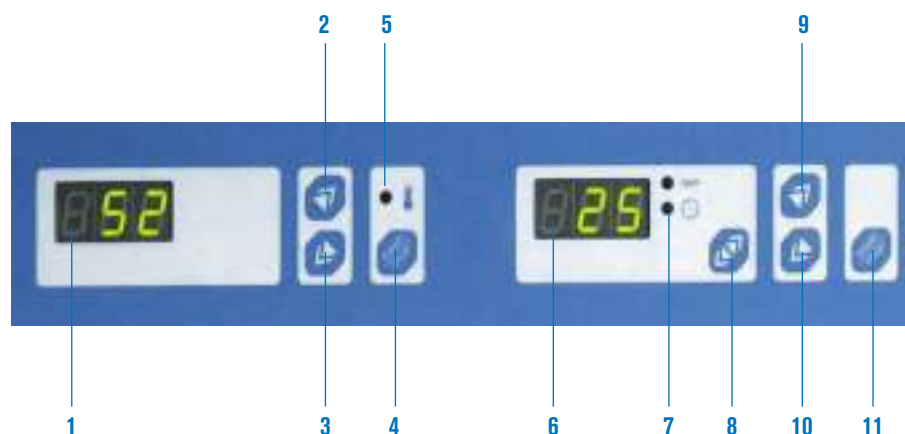
CONTROL PANEL

Temperature control.

1. Digital temperature display.
2. Push button increase temperature.
3. Push button reduce temperature.
4. Push button start-stop heater.
5. Over temperature alarm.

Temperature and speed control.

6. Digital display of oscillation per minute and time (in minutes).
7. Displayed parameter.
8. Push button select displayed parameter, speed or time function.
9. Push button increase parameter value.
10. Push button decrease parameter value.
11. Push button start-stop shaker.



MODEL

Part No.	Platform	Width /Depth (platform) cm	Height / Width /Depth (exterior) cm	Power W	Weight Kg
3000435	Spring clip	41 31	30 46 38	2300	32

Diagram of Temperature Vs Time.
For 500ml Erlenmeyer flasks.
A. Plate to 250 °C: Silicon 150 °C.
B. Plate to 200 °C: H₂O 97 °C.
C. Plate to 150 °C: H₂O 82 °C.
D. Plate to 100 °C: H₂O 61 °C.
E. Plate to 50 °C: H₂O 37 °C.



Orbital and horizontal shaker "Rotabit"

ELECTRONIC DIGITAL CONTROL OF SPEED AND RUN TIME.



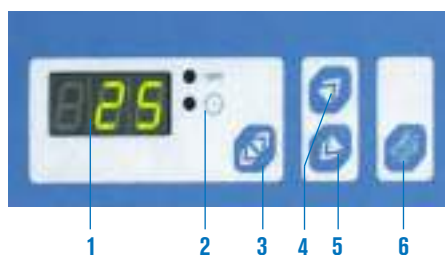
2 in 1 system, versatile orbital and horizontal shaker

FEATURES

Speed control from 20 to 230 oscillations per minute with timer from 1 to 999 minutes or continuous operation.
Shaking amplitude of: 15 and 20 mm.
Choice of orbital movement or a horizontal "To and Fro" motion.
Load capacity: till 30 Kg
Easy to interchange platforms, see accessories for platform selection.
Epoxy covered outer casing.

CONTROL PANEL

1. Digital display showing oscillations and time.
2. Displayed parameter.
3. Push button, select parameter function, speed or time.
4. Push button increase parameter value.
5. Push button reduce parameter value.
6. Push button Start- Stop.



MODEL

Part No.	Control oscillations p.m.	Height / Width / Depth (exterior) cm			Power W	Load capacity Kg	Weight Kg
3000974	20 - 230	20	42	43	80	30	13.5

This shaker can be coupled to the "Boxcult" incubation chamber with platform Part No. 3000975 (see page 38).

NOTE: This shaker has multiple options and accessories, a flow chart for easy selection of the accessories can be found at the end of this section.

ACCESSORIES

Universal platforms with non-slip surface with four adjustable silicon covered retaining bars suitable for all types of glassware, Erlenmeyer flasks, etc. to be held in position.

Part No.	Height / Width/ Depth (exterior) cm			Weight Kg
3000975	9	42	35	5
3000976	9	70	35	7



Platform Part No. 3000975



Platform Part No. 3000976

Base for Erlenmeyer flask clips.

Made from AISI 304 stainless steel with multi-adapter location holes to support Erlenmeyer flask clips. Capacities 50, 100, 250, 500 and 1000 ml.

Part No.	For platform number Part No.	Width /Depth (platform) cm		Capacity, No. of positions					Weight Kg
				50 ml	100 ml	250 ml	500 ml	1000 ml	
3000977	3000975	40	34	36	25	16	9	5	1.5
3001010	3000976	69	34	66	45	21	18	10	2,2

Erlenmeyer flasks spring clips.

Made with tempered stainless steel.

Part No.

1001003 Adapter for 50 ml.

1000978 Adapter for 100 ml.

1000979 Adapter for 250 ml.

1000980 Adapter for 500 ml.

1000981 Adapter for 1000 ml.



ACCESSORIES



Orbital To & Fro shaker "Rotabit" complete with accessory. "Boxcult" incubation chamber.

Incubation chamber "Boxcult"

The "Boxcult" can be fitted onto the "Rotabit", Part No. 3000974, with the universal platform, (SMALL) Part No. 3000975. Forced air fan circulation. Adjustable temperature, ambient +5 °C to 57 °C. Homogeneity ±2.5% Stability ±0.5% Built of transparent Perspex, access is through a wide hinged front door which provides easy access for loading and unloading. Samples can be viewed without opening the incubator maintaining a constant homogeneous temperature.

Part No.	Height / Width / Depth (interior) cm			Height / Width / Depth (exterior) cm			Power W	Weight Kg
3000957	50	47	47	61	51	51	220	11

See incubator section for more details (page 129).

Set of 5 reduction rings adapters for separating flasks of 50 to 100 ml. Part No. **6000620**

Separating funnel device.

Two positions, for mixing Horizontal to Vertical for easy decanting. Capacity: 5 separating funnels of 250 to 500 ml or 2 funnels of 1000 ml. Part No. **6000619**

This accessory can only be fitted to the platform Part No. 3000976. The "Rotabit" Part No. 3000974 and platform need to be ordered separately.



Double platform part no 3001011, with shaker Part No. 3000974

Double platform.

Two levels. Fits onto the "Rotabit" Part No. 3000974. Complete with anti slide mats and four support bars that support the upper level. Each platform has four silicon clamping bars.

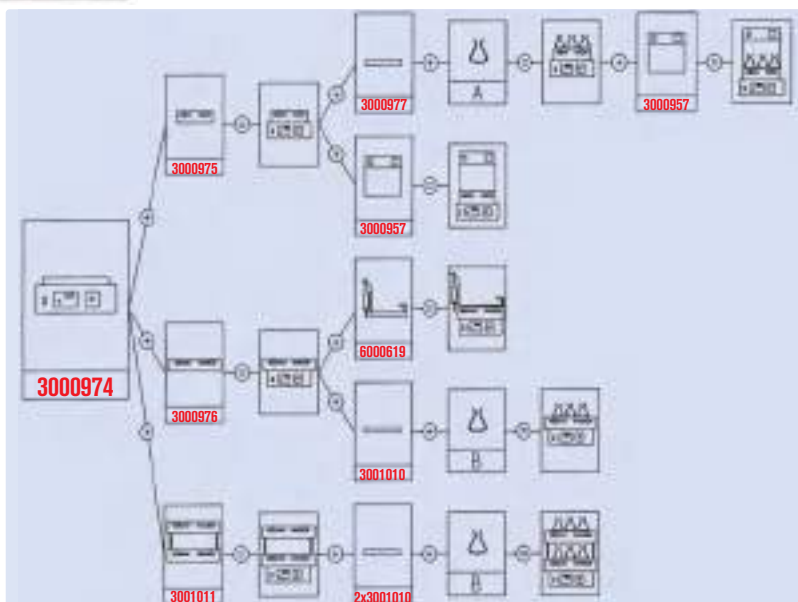
Part No.	Width / Depth (platform) cm		Total combined height cm
3001011	55	35	40



Separating funnel decanting accessory Part No. 6000619 Fits onto platform Part No. 3000976.



Flow diagram of the selection of accessories for the "Rotabit" To & Fro Orbital Shaker



SUITABLE FOR ERLLENMEYER			
Capacity	Part No.	A	B
50 ml	1001003	36	48
100 ml	1000978	25	30
250 ml	1000979	16	20
500 ml	1000980	9	12
1000 ml	1000981	5	8



Overhead stirrer "SE-100"

FOR BLENDS, HOMOGENIZATIONS, SUSPENSIONS, SOLUTIONS GASIFICATION AND SUBSTANCES RECIRCULATION. DESIGNED FOR CONTINUOUS WORK.

BRUSHLESS MOTORS FREE OF MAINTENANCE AND SPARKS.

PARTIALLY SEALED ENCAPSULATED CASES AGAINST SUBSTANCES AND AGGRESSIVE VAPOURS.

THERMAL PROTECTION FOR OVERHEATING WITH AUTO POWER OFF AND LED INDICATOR.

FEATURES

Excellent blending results in an accurate and repeatable control.

Stirring by electronic control of speed, **from 60 to 2000 rpm**.

Specially designed for those samples in which its viscosity changes during the process.

Max stirring volume: **Up to 40 L** (in H₂O)

Max stirring viscosity: **Up to 1.000.000 mPas**.

Speed digital reading and pre-selection (rpm).

Adaptable spindle to stirring rods up to 9.5 mmØ.

MODEL

Part No.	Height/Width/Depth (external) cm	Power W	Weight Kg
7000385	17,5 7,5 13,5	100	2,8

Base and shaft not included.

COMPLEMENT


Automatic elevator for rod stirrers.

Specially designed to ease the use of the overhead stirrer, rising and descending to the height required by the user.

Part No.	Height / Width / Depth (exterior) cm	Lift max. cm	Weight Kg
6000412	74 41 42	25,5	8



OVERHEAD STIRRER ACCESSORIES



STIRRING SHAFTS WITH ROTORS

Shaft with AISI 304 stainless steel rotor. Shaft: 7mm Ø.

Part No.	Rotor type	Ø shaft mm	Total length mm	Features
6002891	1	90	400	Double fly vane
6002892	2	60	400	Fly vane
6002893	3	50	400	Fixed blade
6002894	4	50	400	Double cross vane
6002895	5	58	400	Helix
6002896	6	70	450	Six hole paddle
6002897	7	70	450	Three hole paddle
5050921	8	46	400	Radial turbine
5050932	9	45	400	Turbo helix 45 mm Ø
5050933	10	66	400	Turbo helix 66 mm Ø



Bosshead "MAXIM"

For large diameters.
Chrome plated with one opening to hold rods up to 30 mm Ø. Second opening up to 20 mm Ø.

Part No. **7000408**



Double base support T "MAXI"

Rod of AISI 304 stainless steel of 20 Ø x 800 mm high. Designed to support weights up to 20 Kg at 300 mm height from the base. Useful for stirrers.

Weight: 7 Kg.
Part No. **6000410**



SHAFTS WITH PTFE PADDLES

Shaft of 8 mm Ø.

Part No.	Rotor type	Ø shaft mm	Total Length mm	Features	Speed range r.p.m.
5050934	11	50	500	Helix PTFE	500
5050935	12	80	500	Anchor PTFE	500



ADJUSTABLE HEIGHT SHAFT STIRRERS

Shafts made of AISI 304 stainless steel coated in PTFE and PTFE stirrer paddles. Shaft: 7 mm Ø. Adjustable height paddles using a locking thread.

Can be used with differing paddles on the same shaft to create a multiple mixing action.

Part No.	Rotor type	Ø shaft mm	Total Length mm	Features
5050936	13	70	400	Shaft PTFE
5050937	14	40	400	Helix PTFE
5050938	Shaft PTFE Spare or additional paddle for multiple stir effect			
5050939	Helix PTFE Spare or additional paddle for multiple stir effect			

SAFETY:

TRIPLE PROTECTION MOTOR DRIVE:

OVER TEMPERATURE, IRREGULAR MOVEMENTS, AUTOMATIC STOP WHEN THE DOOR IS OPENED, TEMPERATURE ALARM, THERMAL CUTOUT.



NEW DESIGN



Hinged door model with refrigeration



Framework type models with or without refrigeration

GENERAL FEATURES

Metallic external case epoxy-coated.

Current and set digital reading of temperature, time and speed parameters.

Acoustic alarm and illuminated indicator at the end of the cycle and also to indicate temperature and / or time programs errors.

Automatic switch off mechanism when the shaker door is opened.

Motor over load protection, with automatic switch off activation.

Induction drive motor, where the drive mechanism has an anti vibration system.

Refrigerated models have a hermetically sealed compressor unit with a ventilated condenser.

Internal case made of stainless steel AISI 316 with polished finish and glazed door for a handy visibility of the samples process.

Internal platform with multi-adapter positions for differing accessories, such as: conical flask adapters, microtitre plate holders and universal tray with adjustable tension springs for other non standard sized vessels.

HINGED DOOR MODELS "S100D" AND "S200D"

Temperated glass hinged door.

The orbital rotation can be adjusted without disassembly from 50mm.



Orbital rotation adjustment

MODELS FRAMEWORK TYPE "S1102" AND "S2102"

Made with two doors framework type and double glass windows which allow visibility of the material exposed in the inside

Two removable upper trays for high volume Erlenmeyer flasks accommodation in the lower tray.

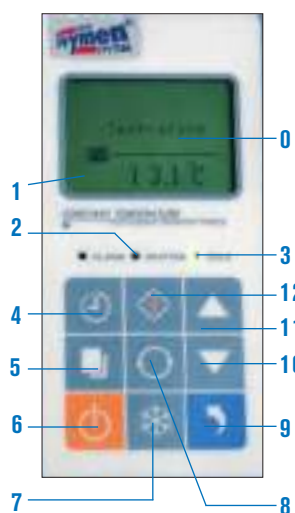
Adjustable outlet hole for the air in the inside of the chamber.

Amplitude of oscilation: 25mm.

With wheels for movements and adjustable support for a stabled fixing.

Accesories: See pag. 41

CONTROL PANEL



- 0. LCD Display.
- 1. Heater "ON" indicator.
- 2. Alarm indicator.
- 3. Refrigeration compressor "ON" indicator. (only refrigerated models)
- 4. Time function push button.
- 5. Modify and confirm push button.
- 6. Start / Stop Push button.
- 7. Adjust temperature push button. (only refrigerated models)
- 8. Speed push button.
- 9. Rotation push button.
- 10. Reduce value push button.
- 11. Increase value push button.
- 12. Temperature push button.

Note: In models framework type, the control panel position is horizontal.



S1000 serie.



S2000 serie.



S1102 and S2102 series.

MODELS	S100D	S200D	S1102	S2102
Part No.	5312130	5312131	5312132	5312133
Rotation amplitude	Continuous adjustment from 0 to 50 mm orbital		25 mm	
Controllable speed range	from 30 to 400 r.p.m.	from 30 to 400 r.p.m.	from 40 to 300 r.p.m.	from 40 to 300 r.p.m.
Controllable speed in steps of	1 r.p.m.	1 r.p.m.	1 r.p.m.	1 r.p.m.
Refrigeration	No	Yes	No	Yes
Heating	Yes	Yes	Yes	Yes
Controllable temperature range	from ambient +5 °C to 60 °C	from 5 °C up to 60 °C	from ambient +5 °C to 60 °C	from 6 °C up to 60 °C
Controllable temperature in steps of	0.1 °C	0.1 °C	0.1 °C	0.1 °C
Chamber temperature uniformity	±1 °C	±1 °C	±1 °C	±1 °C
Timer	from 0 to 500 hours	from 0 to 500 hours	from 0 to 500 hours	from 0 to 500 hours
Usable platform dimensions	370 x 400 mm	420 x 380 mm	734 x 458 mm	734 x 458 mm
Platform number	1	1	2	2
Maximum conical flask capacity (see accessories)	6 x 1000 ml, or 9 x 500 ml, or 12 x 250 ml, or 16 x 100 ml, or 20 x 50ml	9 x 1000 ml, or 9 x 500 ml, or 16 x 250 ml, or 20 x 100 ml, or 25 x 50 ml	*4 x 5000 ml, or *8 x 3000 ml, or *8 x 2000ml, or 24 x 1000 ml, or 44 x 500 ml, or 56 x 250 ml, or 104 x 100 ml, or 104 x 50 ml	
Dimensions Height x Width x Depth	610 x 610 x 510 mm	700 x 740 x 560 mm	1440 x 950 x 700 mm	1440 x 950 x 700 mm
Weight	72 Kg	100 Kg	200 Kg	235 Kg
Power	490 W	580 W	930 W	1200 W

*Note: An upper tray divided into two removable pieces which allow high volume Erlenmeyer flasks accommodation, from 2000 to 5000 ml. in the lower tray or the Universal platform which is supplied as an accessory.

ACCESSORIES

Erlenmeyer and flask adapters.

Made from hardened sprung stainless steel.



- Part No. **5312105** Adapter for 50 ml
- Part No. **5312106** Adapter for 100 ml
- Part No. **5312107** Adapter for 250 ml
- Part No. **5312108** Adapter for 500 ml
- Part No. **5312109** Adapter for 1000 ml
- Part No. **5312110** Adapter for 2000 ml
- Part No. **5312111** Adapter for 3000 ml
- Part No. **5312112** Adapter for 5000 ml



Adapter for microtiter holder
From 85 x 130 mm., allows up to 3 plates in models S100D and S200D, and up to 6 plates in models S1102 and S2102.
Part No. **5312113**

Universal platform tray with elastic tension clips that hold in position any type of vessel, flasks, beakers, racks, etc.



For model **S100D**
Dimensions 400 x 370 x 80 mm
Part No. **5312134**

For model **S200D**
Dimensions 420 x 400 x 80 mm
Part No. **5312135**

For models **S1102** and **S2102**
Dimensions 780 x 480 x 80 mm
Part No. **5312136**

FAN AIR CIRCULATED, WITH OR WITHOUT REFRIGERATION
PROGRAMMABLE TFT TOUCH SCREEN CONTROL OF SPEED, TEMPERATURE AND TIME. FOR LONG OPERATING PERIODS.

SAFETY:
TRIPLE PROTECTION MOTOR DRIVE:
OVER TEMPERATURE, IRREGULAR MOVEMENTS, AUTOMATIC STOP WHEN THE DOOR IS OPENED, TEMPERATURE ALARM, THERMAL CUTOUT.

GENERAL FEATURES

Metallic external case epoxy-coated and ABS frontal, specially designed to be able to stack up to 3 incubators.

TFT Touch screen.

8 programmable segments, current and set reading of temperature, time and speed parameters.

Acoustic alarm and illuminated indicator at the end of the cycle and also to indicate temperature and / or time programs errors.

Automatic switch off mechanism when the shaker door is opened.

Motor over load protection, with automatic switch off activation.

Induction drive motor, where the drive mechanism has an anti vibration system.

Refrigerated models have a hermetically sealed compressor unit with a ventilated condenser.

Internal case made of stainless steel AISI 316 with polished finish and glazed door for a handy visibility of the samples process.

Interior platform with front extraction guides with multi-adapter positions for differing accessories, such as: conical flask adapters, microtitre plate holders and universal tray with adjustable tension springs for other non standard sized vessels.

The orbital rotation can be adjusted without disassembly from 50mm.

Amplitude of oscilation: 25 -50 mm.

Comes complete with print and USB output for the process registration.



Example of two stacked models

MODELS	ZHP-2012	ZGP-2012 Refrigerated
Part No.	5312137	5312138
Controllable speed range	from 30 to 300 r.p.m.	from 30 to 300 r.p.m.
Controllable speed in steps of	1 r.p.m.	1 r.p.m.
Controllable temperature range	from ambient +5 °C to 60 °C	from 4 °C to 60 °C
Controllable temperature in steps of	0.1 °C	0.1 °C
Chamber temperature uniformity	±1 °C	±1 °C
Timer	999 hours	999 hours
Usable platform dimensions	780 x 480 mm	780 x 480 mm
Platform number	1	1
Maximum conical flask capacity (see accessories)	12 X 2000 ml or 15 x 1000 ml, ó 28 x 500 ml, or 40 x 250 ml,	12 X 2000 ml or 15 x 1000 ml, ó 28 x 500 ml, or 40 x 250 ml,
Dimensions Height x Width x Depth	640 x 1150 x 780 mm	640 x 1150 x 780 mm
Weight	150 Kg	180 Kg
Power	760 W	1120 W

ACCESSORIES

Erlenmeyer and flask adapters. Made from hardened sprung stainless steel.

- Part No. **5312105** Adapter for 50 ml
- Part No. **5312106** Adapter for 100 ml
- Part No. **5312107** Adapter for 250 ml
- Part No. **5312108** Adapter for 500 ml
- Part No. **5312109** Adapter for 1000 ml
- Part No. **5312110** Adapter for 2000 ml



**INTENSE CAVITY SHAKING.
FOR 10 TO 300ML VOLUMES.**

OPERATION

The ultrasonic generator transforms the electric current from 220V 50Hz into ultrasonic energy of 20KHz, to feed the ultrasonic transducers. The transducer produces an elastic distortion by following the alternate voltage, which traduces in a longitudinal mechanical vibration that produces a cavitation effect in the titanium alloy probe submerged in the solution. This generates a multitude of micro bubbles which releases a considerable energy in the probe end that allow a sample intense shaking and vibration.

APPLICATIONS

Biology, chemistry, environment, general analysis laboratory.

It allows disintegration of cells and biological tissue, DNA protein extraction, ether hydrolysis RNA, reactions output acceleration and increase, earth and sediments treatment according to EPA SW methods which simplifies the Soxhlet method in time, quality control, R&D, sample gas remove, dissolution and homogenization, emulsion, dispersion, liposomes formation, proteins microencapsulation, etc.



FEATURES

The equipment consists of a control and power unit and an ultrasonic transducer (homogenizer).

Control unit: Epoxy coated external metallic case and ABS front panel. It consists of a LCD display, cycle time programming push buttons, impulse intervals, maximum power and temperature with 10 programs configurable by the user. Probe and connector for the sample temperature control.

Ultrasonic transducer consists of a piezoelectric converter with a 1/4 inches titanium alloy probe (5,6mmØ and 60mm height).

It is hold by means of a retort stand and an adjustable clamp, max. 44 cm height.

CONTROL PANEL

- On/off switch.
- Parameters indicator LCD display.
- Ultrasonic power adjustable control (1-99%).
- Push button from 0 to 9 for parameters selection: Time (1" - 2hours).
- Maximum impulses and temperature.
- SET push button: select parameters.
- CLEAR push button: cancel parameters.
- ENTER push button: validate parameters.
- START/STOP push button: cycle beginning and end.
- PAUSE push button: pause function.
- RECALL-SAVE push button: memory to save 10 programs.

ACCESSORY

Anti-noise cabin

Made in double isolated layer that protects from high noises emitted by the ultrasound effects.

It comes with a transparent door.

Part No. **5059601**

Probe 1/8" for volumes of 0.5-50 ml.

Part No. **5059602**

Probe 3/8" for volumes of 50-600 ml.

Part No. **5059603**



MODEL

Part No.	KHz Frequency	Height/Width/Depth (exterior) cm			Power W	Weight Kg
5059600	20	22	19	33	500	6,7

It is supplied with a support-rod adjustable in height.

V solid mixer homogeneizer “VS-5”, “VS-8” and “VS-50”

CAPACITY: FROM 5 TO 50 KG. (INDUSTRIAL DESIGN)

APPLICATIONS

For the use in pharmaceutical, chemistry and alimentary industry.
For powder, granulated and small concentrated batches that are sent to the production plant after being investigated in laboratory.

FEATURES

Made of stainless steel AISI 304.
It have two loading entrances in V and an unloading hole which is protected with isolated covers with silicon gaskets.
Engine group with shaking device at a constant speed of 18 rpm.

CONTROL PANEL

Start button.
Stop button.
Container positioner button.
Timer from 1 to 99,9h.

MODELS

Model	Part no.	Volume Liters	Load capacity (50%) Liters	RPM	Height / Width / Depth (external cm)	Power W	Weight Kg
VS-5	5810100	5	2,5	18	58 72 37	550	47
VS-8	5810101	8	4	18	64 81 37	550	52
VS-50	5810102	50	20	15	130 150 50	750	250



VS-50 Model

SPARE PART

Silicone gasket for VS-5, VS-8 and VS-50
Part No. 5810110 (Unit).

Multifunctional grinding mill “TR-20”

FOR CRASHING AND SHEARING (INDUSTRIAL DESIGN)

APPLICATIONS

For a wide range of products grinding, solid, fragile, soft and semi-hard ones. For the use in pharmaceutical, chemistry and alimentary industry in general.

FEATURES

Made of stainless steel AISI 304.
Device for different kind of easily changeable sieves. From 0,12 mm Ø to 0,80 mm Ø.
It is supplied with a sieve of 0,18 mm Ø.
Only suitable for grinding samples with relative humidity below 20%.

Model	Part No.	Capacity Kg / h	Db	RPM	Voltage V	Measures (cm) Height./ Width. / Depth.	Power Kw	Weight Kg
TR-20	5810000	10 a 30	85	4200	380-50 Hz phase	70 40 80	2,2	85



ACCESSORIES

Sieves

Part no.	Sieve Ø mm.
5810007	1 mm
5810001	0,80 mm
5810002	0,38 mm
5810003	0,25 mm
5810004	0,18 mm
5810005	0,12 mm



SPARE PARTS Shear Part no. 5810006

Device for an easy sieve insertion.

ROTATORY EVAPORATOR AND PUMPS



EVAPORATORS



PERISTALTIC DOSING PUMP



MEMBRANE VACUUM AND PRESSURE PUMP
"VACUM-PRES"



MEMBRANE VACUUM PUMPS



ROTARY VEIN VACUUM PUMPS



WATER RECIRCULATION VACUUM PUMP



LIQUID TRANSFER PUMP, ELECTRIC



LIQUID TRANSFER PUMP, MANUAL



CENTRIFUGAL PUMPS

Evaporator and peristaltic pump

page 46

Peristaltic dosing pumps

page 47

Rotary vein pump

page 48

Membrane vacuum pumps

pages 49 to 50

Vacuum pumps

page 51 and 52

Water recirculation pumps

page 51

Centrifugal pumps

page 51

Liquid transfer pumps

page 52

"La habilidad es lo que permite hacer ciertas cosas. La actitud determina si se hacen bien."

Jon Holtz



Rotatory evaporator "RS 3001-V Food"

FOR 1000 AND 2000 ML. FLASKS.

Electronic elevation. Quality and safety. Rotary speed and bath temperature regulation


NEW DESIGN

FEATURES

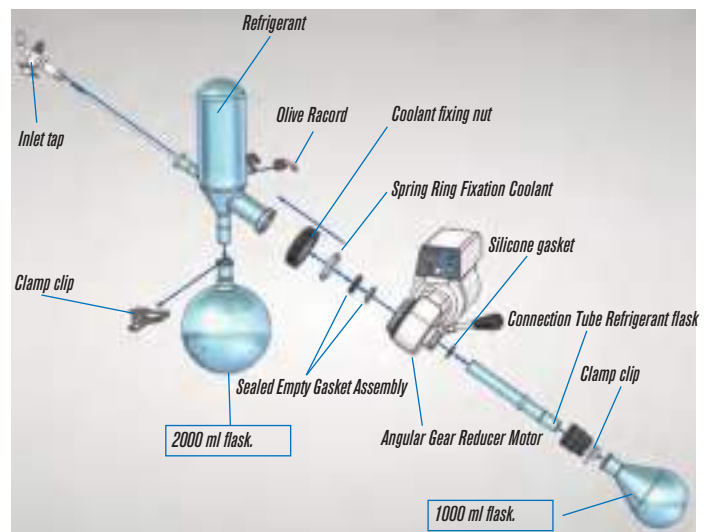
Compact rotatory evaporator composed of stainless steel AISI 304 case. Electronic elevator system and bath made of dur-al alloy chemically treated. Rotary speed: from 20 to 120 rpm. Bath temperature: up to 100 °C. External probe temperature type K: up to 100 °C. maximum volume of the receiving flask and evaporator flask: 2000 ml. Vacuum breaker with air inlet filter.

CONTROL PANEL

1. Digital reading indicator of external probe temperature.
2. Digital reading indicator of bath temperature.
3. Digital reading indicator of programmed temperature.
- 4 & 5. Bath temperature regulator.
6. Vacuum pump switch.
7. Heater bath switch.
8. ON/OFF switch.
- 9 & 10. Elevator.
11. Digital indicator and regulator of velocity RPM.



GLASS AND ITS ACCESSORIES DIAGRAM SPARE PARTS



MODEL

Part no	Speed Regulation t.p.m.	Height / Width / Depth (exterior) cm	Power W	Weight Kg
RS 3001-V	6003001	0 to 120	26 46 45	1010 28

It is completely supplied with a tap for solution, a Type K probe, a coolant, one 2000 ml flask, one 1000 ml. flask and its accessories.

ACCESSORY Silicone oil 4 liters. Temperature up to 300°C. Viscosity 50 mm²/s at 25 °C. Melting point 318 ° C. Part No. **1000027**

COMECTA Peristaltic Pump "Percom S-Z BIG"

SPEED VARIABLE.
WITH MULTI-ADAPTER HEAD FOR 16 TO 20 MM Ø (EXT.) TUBES.
MAXIMUM WALL THICKNESS: 3,3 MM.
ADJUSTABLE FLOW FROM 220 TO 10000 ML/H.

NEW

FEATURES

High flow desktop model.
Easy-handling aluminum head.
Conveyor handle
Silent and vibration-free.
Selectable speed between 20 and 460 r.p.m.

CONTROL PANEL

Start-stop button.
Speed variator.

MODEL

Part No.	High/ Width /Depth (exterior) cm	Flow in H2O ml/hour	Power W	Weight Kg
5910155	23 21 40	220 to 10000	60	15,5

ACCESSORY Standard silicone tube. Ø Inside: 13.1 mm. Ø outside: 19.5 mm. Part No. **5910156**





Peristaltic pump "Percom N-M II"

ELECTRONIC SPEED CONTROL WITH DIGITAL DISPLAY,
WITH MULTI HEAD ADAPTER FOR TUBES FROM 4 TO 12 mm Ø (ext.). MAXIMUM WALL THICKNESS 1,6 mm.
ADJUSTABLE FLOW RATES FROM 0 TO 1100 ml/min.

FEATURES

Small footprint bench top model
Quiet with minimal vibrations.
Speed control 0,5 to 350 r.p.m (reversible).

CONTROL PANEL

Push button Stop/Start/switch.
Digital speed display.
Push button increase speed control.
Push button decrease speed control.

BACK

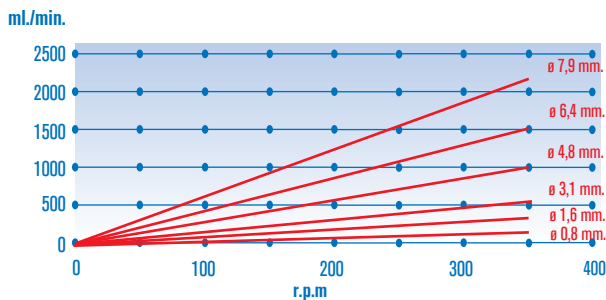
External control connection using a foot switch for Start / Stop, supplied as an accessory.

MODEL

Part No.	Height / Width / Depth (exterior) cm	Pump rate of H ₂ O ml/min	Power W	Weight Kg
3001301	19 13 23	0 to 1100	48	4.4

NEW DESIGN

Graph of pump rate/r.p.m. dependent on the internal tube Ø.



Graph showing with liquids: Distilled water. These characteristics vary according to the density of the liquid.



Peristaltic dosing pump "Peristaltic PR-2004"

ELECTRONIC SPEED CONTROL AND TOUCH SCREEN DISPLAY.
MULTI TUBE ADAPTER FROM 4 TO 12 mm Ø (ext.). MAXIMUM WALL THICKNESS 1,6mm.
ADJUSTABLE DOSING RATE PROGRAMMABLE FROM 0,1 ML TO 9999 LITRES.
MAXIMUM PUMP RATE 2280 ml / minute.

FEATURES

Small tabletop model.
Silent and free from vibrations.
Clamp for holding the dosing tube.
Stainless steel nozzle. for precise dosing.
Dispense rate: The pump can dispense set volumes over a set time period.
Flow rate: The pump dispenses at a constant rate over a set time or continuous operation.

BACK

Main On/Off switch.
RS 232 and RS-485 connection.
Foot switch connection Start - Stop, for operation from a distance, supplied as an accessory.

MODEL

Part No.	Height/Width/Depth (exterior) cm	Pump rate of H ₂ O ml/min	Power W	Weight Kg
4129051	25 19 23	0,1 to 2280	50	4,8

NEW DESIGN

RS232

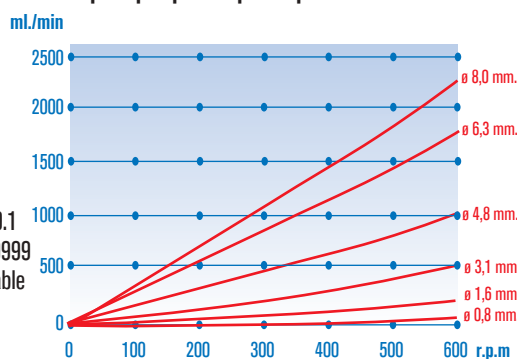
CONTROL PANEL

Touch screen.
Calibration memory.
Change pump direction, control from the panel.
Rotation direction indicator.
Foot switch connection for Start/Stop.

TECHNICAL SPECIFICATIONS

Speed (r.p.m.): 1600
Resolution (ml): 1 or 0.1
Dispensing range (ml): 0,1 - 9999
Pump rate See table
N° of repeat doses: 9999
Repetition interval: 1 - 9
Maximum tube wall (mm): 1,6
Maximum external tube diameter (mm): 12
Note: The precision depends on the tube Ø and the speed

Graph of pump rate/r.p.m. dependent on the internal tube Ø.



Graph showing with liquids: Distilled water. These characteristics vary according to the density of the liquid.



interior Ø mm	Dose rate (ml/minute)	
	Min	Max
0,8	0,7	42
1,6	0,7	162
3,2	1	492
4,8	2	1020
6,3	3	1740
8	4	2280

ACCESSORIES FOR PERISTALTIC PUMPS "PERCOM N-M II" AND "PR-2004"

Standard silicon tubing. (see page: 50)
START STOP foot pedal controller. (PERCOM N-M II) Part No. 1001045
START STOP foot pedal controller. (PR-2004) Part No. 1001046

Free of lubrication • Free of maintenance • Quiet

APPLICATIONS

Vacuum filtration.
 Vacuum distillation.
 Rotating evaporators.
 Gas extraction and transport.
 Vacuum drying.

COMUN FEATURES

Constructed in aluminium.
 Membrane of polifluoropreno, resistant to the corrosion and long-life.
 Refrigeration system that allows a continuous operation of 24 hours.

MODEL "MV 50"



CONTROL PANEL

Vacuum and pressure gauges.
 Adjustable pressure and vacuum.
 Tensile handle for easy transport.
 Button On-Off.

MODEL "MV 100"



CONTROL PANEL

Vacuum indicator.
 Vacuum regulator.
 Button On-Off.

MODELS	Part No.	Vacuum Rate m ³ /h	Vacuum Limit mbar	Pressure bar	Heigh / Width / Depth (exterior) cm	Power W	Power supply	Weight Kg
MV 50	5910100	1,8	200	2	23,5 16 21	160	220V/50Hz	8
MV 100	5910101	3,6	200	2,75	23,5 16 30	160	220V/50Hz	9

They are supplied with a 1 meter of silicone tube Ø 8 x 12mm.

Vacuum pump

ROTARY VANE PUMP WITH ANTI RETURN VALVE PREVENTS OIL FLOW BACK, SUITABLE FOR GENERAL LABORATORY APPLICATIONS. OVER TEMPERATURE MOTOR PROTECTION CUT-OUT AND MAIN ON/OFF SWITCH.

FEATURES

Asbestos veins and internal joints.
 Aspiration connection 16 mm Ø in model 5900620 and 5900621, 25 mm in model 5900622.
 Analogue vacuum gauge.
 High oil volume and forced lubrication.
 Oil reservoir charge capacity: 250 ml in model 5900620, 550 ml in model 5900621 and 1150 ml in model 5900622.
 Exhaust filter and ballast.
 Shock absorber mounted.
 Low noise level (62db)
 Maximum working temperature 60 °C.
 Portable with lifting handle.



Part No. 5900620



Part No. 5900621



Part No. 5900622

MODELS

Part No.	Pump rate m ³ /hr	Vacuum limit mbar	Height / Width / Depth (exterior) cm	r.p.m.	Power W	Weight Kg
5900620	3,6	0,1	23 27 12	1400	120	7,6
5900621	3,6	0,00	27 35 14	1400	180	11
5900622	7,2	0,0006	34 49 15	1400	370	21

ACCESSORY

High pressure rubber tubes of 18 x 26 mm Ø. Part No **5900624**
 High pressure rubber tubes of 8 x 15 mm Ø. For Vacuum oven connection "VACIOTEM". Part No **5900625**
 Pump oil for vacuum pumps, 1 litre bottle. Part No. **5515030**

SPARE Vacuum gauge (Fits both models). Part No. **5515031**

FEATURES

Transfer, evacuation and compression, free from contamination. The models N-86 and N-022 of 2.5 and 4 bar of relative pressure, can be used also as a compressor.

Can be operated dry.

No lubrication required.

Maintenance free.

Silent.

The double head models are made with linear two phase membranes.

All Models (except model N-022), are made with a patented system of diaphragms manufactured with optimum tension, that results in a smaller more durable pump.

Approximate loss 6 x 10⁻³ mbar x L/s

Complete with thermal breaker and fuse.

Medium to high resistance to chemicals, (model dependant).

We advise that you check the compatibility of the pump performance with the materials that will be in contact with the pump parts (see table).



MODELS / SPECIFICATIONS	N-86	N-022	N-816	N-820	N-840
Part No.	5910106	5910107	5910108	5910009	5910110
Vacuum pump rate (to 1 Atm, of pressure)	5.5 l/min	13 l/min	16 l/min	20 l/min	34 l/min
	0.33 m ³ /h	0.78 m ³ /h	0.96 m ³ /h	1.2 m ³ /h	2.04 m ³ /h
Vacuum limit (mbar) absolute	160 mbar	100 mbar	20 mbar	8 mbar	8 mbar
Pressure (bar) relative	2.5 bar	4 bar	0.5 bar	1 bar	1 bar
Tube connection, Ø interior	4 mm	6 mm	6 mm	10 mm	10 mm
Number of heads and phases	1	1	2	2	2
Head material	PPS	Aluminium	PPS	PTFE	PTFE
Membrane material (diaphragms)	PTFE	PTFE	PTFE	PTFE	PTFE
Valve material	FFPM	Stainless steel	FFPM	FFPM	FFPM
Motor protection level	IP-20	IP-20	IP-20	IP-44	IP-44
Gas operating temperature and permissible ambient	5 to 40 °C				
Current (A) / Power (W)	0.63 / 65	0.7 / 100	0.6 / 100	0.7 / 120	1.5 / 245
Dimensions height x width x depth (cm)	14 x 9 x 17	19 x 15 x 20	14 x 9 x 36	21 x 15 x 31	23 x 17 x 34
Weight (Kg)	1.9	4	3.95	9.3	12.6

APPLICATIONS AND CHEMICAL RESISTANCE	N-86	N-022	N-816	N-820	N-840
Chemical resistance (depends on medium being pumped.)	medium-high	medium-high	medium-high	medium-high	medium-high
For gasses and vapours very aggressive or corrosive	-	-	-	Yes	Yes
For gasses and vapours slightly aggressive or corrosive	Yes	Yes	Yes	Yes	Yes
For liquid transfer and evacuation	Yes	Yes	Yes	Yes	-
For liquid transfer, evacuation and as a compressor	Yes	Yes	-	-	-
Ideal for vacuum filtration	Yes	Yes	Yes	Yes	Yes
Ideal for vacuum filtration, evaporation, drying and gel drying	-	-	-	Yes	Yes

SPARE PARTS	N-86	N-022	N-816	N-820	N-840
Spares Kit: 1 membrane +2 valves + 2 gaskets	5910120	-	-	-	-
Spares Kit: 1 membrane +2 valves + 1 gasket	-	5910121	-	-	-
Spares Kit: 2 membrane +4 valves + 4 gaskets	-	-	5910122	5910123	5910124

COMECTA Silicon tube for peristaltic and membrane pumps

MODELS

	Part No.	interior Ø mm	exterior Ø mm
Standard tube*	8991202*	4	7
	8991201*	6	9
	8991200*	8	11



	Part No.	interior Ø mm	exterior Ø mm
Calibrated tubing*	5253300*	0.8	4
	5253400*	1.7	4.9
	0686203	3	7
	5253600*	3.1	6.3
	5253500	4.8	9.8
	0686210	5	9
	5253900	6.3	11.3
	0686216	8	12

(*) Tubing supplied in 1 meter lengths.

(*) Part Numbers with asterisk* are adaptable to peristaltic pumps "Percom N-M II" and "PR-2003". See page 47

COMECTA Sink weights and glass connections

FOR CENTRIFUGAL AND PERISTALTIC PUMPS.

FEATURES

Made of glass.

Adapters for centrifugal and peristaltic pumps.

For better aspiration and dispensing.



A. Sink weight "ASPIPUMP"

Surface olive that fixes to the tube. The sink weight maintains the tube at the bottom of the vessel being used for the aspirant liquid.

Part No. Tube size

5991204	4 mm Ø interior.
5991206	6 mm Ø interior.
5991208	8 mm Ø interior.

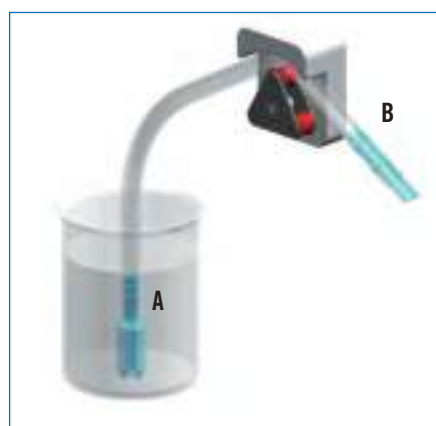


B. Spout "PECIPUMP"

Surface olive is pushed onto the inside of the dispensing end of the tube, liquids can then be dispensed easily and accurately.

Part No. Tube size

5991203	4 mm Ø interior.
5991205	6 mm Ø interior.
5991207	8 mm Ø interior.



A. Sink weight "ASPIPUMP" an efficient way to aspirate to the last drop.

B. Spout "PECIPUMP" an exact way to dispense.



Membrane vacuum pump "Vacum-Sel"

FEATURES

Small footprint, bench top.

Quiet and vibration free.

Maximum working temperature: 40 °C.

CONTROL PANEL

Mains power switch.

Vacuum gauge, scale 0 to -1 bar.

Vacuum in.

Air out.

MODEL

Part No.	Pump Rate litres/min.	Vacuum limit	Height / Width / Depth (exterior) cm	Power W	Weight Kg
3001001	1.08	-0.6 bar 440 mm Hg	19 14 19	35	3



Membrane vacuum and pressure pump "Vacum-Pres"

FEATURES

Small footprint, bench top.

Quiet and vibration free.

Maximum working temperature: 40 °C.

CONTROL PANEL

Mains power switch.

Vacuum gauge, scale 0 to -1 bar.

Pressure gauge, scale 0 to 2.5 bar.

Control for pressure/vacuum.

Vacuum in.

Pressure out.

MODEL

Part No.	VACUUM		Pressure		Height / Width / Depth (exterior) cm	Power W	Weight Kg
	Pump Rate /min.	Vacuum limit	Pressure Rate /min.	Max. Pressure			
3001002	1.08	-0.6 bar=440 mm Hg	1.3	1.2 bar	19 14 19	35	3.2





Water recirculation vacuum pump

DESCRIPTION

Made from a centrifugal pump that pulses water at a high velocity through suction aspirators, creating a pump rate of 10 litres/min from each pump connection. The vacuum achieved, 5 to 40mbar is dependent on the water temperature in the reservoir. Aspirated gasses from both inputs mix in the 10 litre reservoir. Although the interior of the pump is made from stainless steel and polypropylene it is a requirement to change the water in the pump to limit any attack of any chemicals or vapours absorbed in the water. For better protection of equipment it is recommended to connect a "Scrubber" to wash and neutralise any corrosive gasses. The pump includes an exit valve that allows the water to be circulated externally. This can be used to empty and change the water in the reservoir to form an external re-circulation of water.

FEATURES

Reduced water consumption.
2 independent connections, aspiration pump vacuum rate 10 litres/min.
Vacuum limit: 5 and 40 mbar (dependent on water temperature).
Capacity: 10 litres.
Low noise level (<65dBA).
Valve connections for entrance and exit of vacuum and external water recirculation.

CONTROL PANEL

2 vacuum connections.
2 analogue vacuum gauges.
Illuminated mains switch.

ACCESSORY

Extraction system and neutralisation of vapours.

Made up of a "Scrubber" unit that blocks the passage of condensed acid vapours and neutralises the gas vapour in NaOH, and a recirculating water pump that provides an adequate pump rate to aspirate vapours.

It is supplied with 3 Kg. acid vapours neutralizer solution.

"Scrubber" unit

Part No.	Height / Width / Depth (exterior) cm	Weight Kg
4001611	32 31 16	2


Spare part:

3 Kg. acid vapours neutralizer solution. **Part No. 4001610**



MODEL

Part No.	Height / Width / Depth (exterior) cm	Vacuum limit mbar	Pump rate litre/minute	Power W	Weight Kg
4001612	44 39 28	between 5 and 40	10	280	10



Complete unit image for a Kjeldahl distillation block.

COMECTA Centrifugal pumps "MP"



FEATURES

Centrifugal pump for re-circulating and transferring of liquids.

A selection of models with pump rates of 8 to 60 litres/min.

The motor power to the turbine is transmitted via a magnetic coupling.

All parts in contact with liquids are chemically resistant materials.

Manual priming.

SERIES MP


Dimensions per model in mm.

MODEL	Depth	Height	Width	Ø
MP-15R	180	108	95	68
MP-20R	210	108	116	92
MP-40RX	277	130	122	102
MP-100R	322	175	150	110

TECHNICAL DATA

	MP-15R	MP-20R	MP-40Rx	MP-100R
Part No.	5900610	5900611	5900612	5900613
Pump rate (max) P (pressure)=0 (litres/min)	8	17	47	60
Precision (min) Q (pump rate)=0 (bar)	0.21	0.37	0.40	0.50
Tube connection (aspiration)	14 mm Ø	18 mm Ø	26 mm Ø	26 mm Ø
Tube connection (output)	14 mm Ø	18 mm Ø	26 mm Ø	26 mm Ø
Normal working temperature (°C)	0 - 80	0 - 80	0 - 80	0 - 80
Function cycle	continuous	continuous	continuous	continuous
Power consumption (W)	10	20	65	250
Pump material: Body	Polypropylene with a mixture of fibre glass			
Turbine material:	Polypropylene with a mixture of fibre glass			
Pump spindle/axle material:	ceramic aluminium oxide			
Seals and junctions material:	EPDM	EPDM	EPDM	EPDM
Voltage:	220-240V 50-60Hz			

SEISUN



Liquid transfer pump, manual “RP-90P”

MADE FROM CHEMICALLY AND CORROSION RESISTANT POLYPROPYLENE.
ROTARY MOVEMENT.

FEATURES

Manual rotary suction movement that extracts liquid or sucks up liquid from a drum, composes of a pump handle, dip tube 1.2 M long by 1 inch Ø, with adjustable clamp that fastens to the barrel and an outlet tube of 3/4". Easy to use, light weight and very robust.

MODEL

Part No.	Pump rate litres/min.	Weight Kg
5252040	20	1.6



Liquid transfer pump, electric “FA-100”

SUITABLE FOR NON CORROSIVE AND NON FLAMMABLE LIQUIDS.

FEATURES

All metal with electric air displacement motor drive, with steel suction tube 1 m long and 38 mm Ø. Maximum height 13 m.

MODEL

Part No.	Pump rate litres/min.	R.p.m.	Power W	Weight Kg
5929041	86	10000	120	6.6



SPARES

1. Drum faucet: 2" in diameter.

Made of brass.

Part No. **5252038**

2. Drum Plug key for opening drum, standard model.

Made of brass.

Part No. **5252039**

3. Air bleed drum cap 2" in diameter.

Made of brass.

Part No. **5252037**





Vertical desktop autoclaves

Pages 56 to 57

Pressure regulator

Vertical stand autoclaves.

Pages 58 to 61

Microprocessor control and atmospheric purge

Autoclave preparation of culture media

Page 62

Water distiller for autoclaves

Page 63

Horizontal stand autoclave

Page 64

Microprocessor control

Horizontal stand autoclaves

Pages 65 to 67

Microprocessor control and fractional vacuum purge

Polypropylene and polyester bag sealers

Pages 68 an 69



ELECTRICAL AUTOCLAVES FOR STERILIZATION

Wide range of electrically heated bench top and top loading autoclaves. Pressure range from 0.62 to 2 bar, Capacity: 1.5, 8, 12, 18, 20, 23, 25, 50, 80 and 150 litres.

Complies with the pressure and autoclave directives



- *50 Years of sterilization experience.*
- *Quality and innovation.*
- *A new dimension in design and technology*



PRINCIPAL OF STEAM STERILIZATION:

STERILIZATION IS THE PROCESS OF THE DESTRUCTION AND ELIMINATION OF ALL FORMS OF MICROBIAL LIFE, INCLUDING BACTERIA AND ITS SUB-FORMS.

THE LABORATORY AUTOCLAVE CONSISTS OF A VESSEL IN WHICH STEAM FLOWS AT A HIGH PRESSURE WITH A STERILIZATION PURPOSE. SATURATED STEAM WILL IMMEDIATELY CONDENSE AND THUS RELEASING ITS HIGH EVAPORATION HEAT, WHICH IS IN FACT THE DESTRUCTIVE AGENT. IN ORDER THAT STERILIZATION WOULD BE EFFECTIVE, STEAM MUST BE SATURATED AND, CONSEQUENTLY, ALL THE AIR INSIDE THE VESSEL MUST BE PURGED BEFORE INITIALIZING THE PROCESS.

IN THE FOLLOWING PAGES J.P. SELECTA OFFERS AN EXTENSIVE RANGE OF AUTOCLAVES WITH A CHOICE OF ATMOSPHERIC PURGING OR VACUUM PURGING SYSTEMS. A CHOICE OF MICROPROCESSOR CONTROLLED SYSTEMS ARE OFFERED INCLUDING DRYING CYCLES AT THE END OF THE STERILIZATION CYCLE.



Electrical Autoclaves for sterilization



THREE DIFFERENT CONTROL SYSTEMS:



CONTROL BY PRESSURE WITH ATMOSPHERIC PURGE: MICRO 8 MED 12 MED 20



MICROPROCESSOR CONTROL OF TEMPERATURE AND STERILIZATION CYCLE, ATMOSPHERIC AIR PURGE:

AUTESTER P 1,5 (mod. vertical)
PRESOCLAVE III 50 (mod. vertical)
PRESOCLAVE III 80 (mod. vertical)
PRESOCLAVE II 150 (mod. vertical)



MICROPROCESSOR CONTROL OF TEMPERATURE AND STERILIZATION CYCLE, PULSED VACUUM AIR PURGE:

AUTESTER ST DRY PV-III 25 (mod. horizontal)



AUTESTER ST DRY PV-B 12 (mod. horizontal)
AUTESTER ST DRY PV-B 18 (mod. horizontal)
AUTESTER ST DRY PV-B 23 (mod. horizontal)

RS-232 and USB interface output of parameters to a computer, printer or USB adapter.



PRESOCLAVE PLUS III 50 (mod. vertical)
PRESOCLAVE PLUS III 80 (mod. vertical)
PRESOCLAVE PLUS II 150 (mod. vertical)
AUTESTER ST DRY PV-III 50 (mod. vertical)
AUTESTER ST DRY PV-III 80 (mod. vertical)
AUTESTER ST DRY PV-III 150 (mod. vertical)

The printer can be built-in the autoclaves together with the control panel



SUMMARY TABLE OF MODEL RANGE

QUICK OVERVIEW

MODELS	Part No.	System DRY	Capacity litres	Temperature °C	Pressure bar	Power W	Control	Purge control	Type
MICRO 8	4001745	NO	8	121 and 134	1 and 2	1000	Pressure thermostat	Manual	Vertical bench top
MED 12	4001756	NO	12	121 and 134	1 and 2	1800	Pressure thermostat	Atmospheric	Vertical bench top
MED 20	4001757	NO	20	121 and 134	1 to 2	2500	Pressure thermostat	Atmospheric	Vertical
PRESOCLAVE III 50	4001758	NO	50	115 to 134	0.62 to 2	3600	Electronic controller	Atmospheric	Vertical
PRESOCLAVE III 80	4001759	NO	80	115 to 134	0.62 to 2	3600	Electronic controller	Atmospheric	Vertical
PRESOCLAVE PLUS III 50	4001770	NO	50	115 to 134	0.62 to 2	3600	Electronic controller	Atmospheric	Vertical
PRESOCLAVE PLUS III 80	4001771	NO	80	115 to 134	0.62 to 2	3600	Electronic controller	Atmospheric	Vertical
PRESOCLAVE PLUS II 150	4002172	NO	150	115 to 134	0.62 to 2	7500	Electronic controller	Atmospheric	Vertical
AUTESTER ST DRY PV-B 12	4001737	YES	12	121 and 134	1 and 2	1800	Microprocessor	Purged vacuum	Horizontal bench top
AUTESTER ST DRY PV-B 18	4001734	YES	18	121 and 134	1 and 2	1500	Microprocessor	Purged vacuum	Horizontal bench top
AUTESTER ST DRY PV-B 23	4001735	YES	23	121 y 134	1 and 2	1700	Microprocessor	Purged vacuum	Horizontal bench top
MED 40 CLT	4002000	NO	40	105 to 125	0 to 1	6000	Electronic controller	Atmospheric	Vertical
AUTESTER ST DRY PV-III 25	4002420	YES	25	105 to 134	0.21 to 2	2510	Microprocessor	Purged vacuum	Horizontal bench top
AUTESTER ST DRY PV-III 50	4002516	YES	50	105 to 134	0.21 to 2	3600	Microprocessor	Purged vacuum	Vertical
AUTESTER ST DRY PV-III 80	4002519	YES	80	105 to 134	0.21 to 2	3600	Microprocessor	Purged vacuum	Vertical
AUTESTER ST DRY PV-III 150	4002518	YES	150	105 to 134	0.21 to 2	7500	Microprocessor	Purged vacuum	Vertical



Autoclaves for sterilization “MICRO 8”, “MED 12” and “MED 20”

PRESSURE REGULATOR THERMOSTAT OF 1 AND 2 bar. TEMPERATURES 121 °C AND 134 °C.
 VERTICAL DESKTOP MODELS. “MICRO 8” CAPACITY: 8 LITRES. “MED 12” CAPACITY: 12 LITRES.
 VERTICAL STAND MODEL “MED 20” CAPACITY: 20 LITRES.

An economic alternative. Semiautomatics.

SAFETY:

SAFETY VALVE: PREVENTS THE PRESSURE WITHIN THE AUTOCLAVE OVERPASSING THE MAXIMUM SET LIMIT.
SAFETY PRESSURE: DISCONNECTS POWER TO THE HEATER IN CASE OF OVERPASSING THE PRESSURE SET LIMIT.
SAFETY THERMOSTAT: DISCONNECTS THE HEATING IN CASE OF OVERTEMPERATURE OR LACK OF WATER IN THE TANK.
 THERMALLY INSULATED LID MADE OF MOLDED THERMOPLASTIC.

COMMON FEATURES

AISI 304 stainless steel external case and top.
 Stainless steel chamber and lid, with easy opening.
 INCOLOY special stainless steel heater element, which provides long life, low corrosion and high temperatures resistance.
 Manual air purge when starting (“MICRO 8” model).
 Automatic atmospheric purge (“MED 12” and “MED 20” models).
 Safety device to prevent lid opening.
 Starting main switch.



REAR PART


Mains source.
 Two fuse carriers.
 Safety thermostat.



SIDE PART

Drain outlet.
 Steam and drainage selective valve.

CONTROL PANEL



1. Pressure gauge.
2. Over temperature alarm light indicator.
3. Door open light indicator.
4. Sterilization phase light indicator.
5. Sterilization end of cycle light indicator.
6. Temperature selector 121°C or 134°C.
7. Light indicator at 121°C.
8. Light indicator at 134°C.
9. Timing from 0 to 60'.



Autoclave for sterilization “MICRO 8”

DESKTOP MODEL



MODEL

Part No.	Capacity litres	Ø (usable) cm	Height (usable) cm	Height/Width/Depth (exterior) cm	Power W	Weight Kg
4001745	8	24	15	40 38 38	1000	13

It comes complete with a stainless steel wire basket of Ø 22x14cm high. Part no. 1004771.



Autoclave for sterilization "MED 12"

DESKTOP MODEL

Features: see page 56



MODEL

Part No.	Capacity litres	Ø (usable) cm	Height (usable) cm	Height/Width/Depth (exterior) cm	Power W	Weight Kg
4001756	12	24	26	46 38 38	1800	18

It comes complete with a stainless steel wire basket of Ø 22x24cm high. Part no. 1004772.



Autoclave for sterilization "MED 20"

VERTICAL STAND MODEL

CONFORMS TO APPARATUS PRESSURE REGULATION DIRECTIVES.

Features: see page 56



MODEL

Part No.	Capacity litres	Ø (usable) cm	Height (usable) cm	Height/Width/Depth (exterior) cm	Power W	Weight Kg
4001757	20	24	41	70 38 38	2500	41

It comes complete with two stainless steel wire baskets of Ø 23x17 cm Part No. 1004773



Autoclaves for sterilization "Presoclave" 50 and 80 litres



MICROPROCESSOR TEMPERATURE AND CYCLE CONTROL AND ATMOSPHERIC PURGE.
 ELECTRONIC CONTROL OF TIME AND TEMPERATURE RANGE FROM 115 °C TO 134 °C. (0.62 TO 2 bar).
 CONFORMS TO APPARATUS PRESSURE REGULATION DIRECTIVES.
 VERTICAL MODEL: 50 AND 80 AND 150.

SAFETY:
SAFETY OVER PRESSURE VALVE: PREVENTS OVER PRESSURE ABOVE THE MAXIMUM SET LIMIT.
SAFETY PRESSURE SWITCH: DISCONNECTS POWER TO THE HEATER IF THE UNIT EXCEEDS THE MAXIMUM PRESSURE LIMIT.
SAFETY THERMOSTAT AND WATER LEVEL: DISCONNECT POWER TO THE HEATER IF INSUFFICIENT WATER OR OVER TEMPERATURE.
SAFETY LID: PREVENTS THE LID BEING OPENED IF THE CHAMBER IS UNDER PRESSURE.
SAFETY INSULATION: THERMALLY INSULATED LID .

An economic alternative, semi-automatic

FEATURES

- External case made from stainless steel.
- INCOLOY stainless steel heater elements, hard waring, resistant to corrosion and high temperatures.
- RS-232 connection.
- External lateral probe port.
- Sterilization chamber and door made from stainless steel.
- Automatic purge to atmosphere



CONTROL PANEL



1. Pressure gauge.
2. Illuminated alarm indicator.
3. Illuminated indicator door open
4. Temperature display.
5. Time display
6. Temperature set pushbutton (range from 115 °C to 134 °C).
7. Pushbutton increase value.
8. Push button START
9. Push Button STOP
10. Push button Reduce value.
11. Push button select time, (range from 3' to 99').
12. Push button open lid.
13. Devaporization pushbutton.

MODELS	Part No.	Capacity litres	Ø Height (usables cm)	Height / Width / Depth (exterior cm)	Power W	Weight Kg
PRESOCLAVE III 50	4001758	50	30 70	117 48 62	3600	75
PRESOCLAVE III 80	4001759	80	40 62	119 58 72	3600	100

Does not include baskets and drums, order separately.

ACCESSORIES: AISI 304 Stainless steel wire baskets and drums.

- For Presoclave III 50, Part. no: 4001758.
Capacity, 3 baskets Ø 25 and 20 cm. height. Part No. **1000495**
- For Presoclave III 80, Part. no: 4001759.
Capacity, 2 baskets Ø 44 and 22 cm height. Part No. **1000780**
- Sterilization drum made from AISI 304 stainless steel.
- For Presoclave III 50, Part. no: 4001758.
Capacity, 3 drum Ø 25 and 18 cm. height. Part No. **1002418**
- For Presoclave III 80, Part. no: 4001759.
Capacity, 2 drum Ø 35 and 27 cm. height. Part No. **1002419**
- Detergent Bio-Sel.**
- Water distillation unit** especially for autoclaves.
- Purge microfilter.** Part No. **4001221**
- Printer** of continuous paper roll with print out of temperature, time and mode. Part No. **4120113** (see page 64).



BACK VIEW:

1. Safety valve.
2. Mains power.
3. Safety thermostat
4. Steam discharge and drainage outlet

COMPLEMENTS That needs to be factory installed:
Pt100 second sensor only temperature reader. Part No. **4001219** (see page 63).
Loading and unloading crane. Part No. **1002426** (see page 61).



Autoclaves for sterilization "Presoclave PLUS" 50, 80 and 150 litres.



MICROPROCESSOR TEMPERATURE AND CYCLE CONTROL AND ATMOSPHERIC PURGE.
 ELECTRONIC CONTROL OF TIME AND TEMPERATURE RANGE FROM 115 °C TO 134 °C. (0.62 TO 2 bar).
 CONFORMS TO APPARATUS PRESSURE REGULATION DIRECTIVES.
 PROCESS REGISTRATION AND DOWNLOAD VIA USB. VERTICAL MODEL: 50, 80 AND 150 LITRES.

SAFETY:

- SAFETY OVER PRESSURE VALVE:** PREVENTS OVER PRESSURE ABOVE THE MAXIMUM SET LIMIT.
- SAFETY PRESSURE SWITCH:** DISCONNECTS POWER TO THE HEATER IF THE UNIT EXCEEDS THE MAXIMUM PRESSURE LIMIT.
- SAFETY THERMOSTAT AND WATER LEVEL:** DISCONNECT POWER TO THE HEATER IF INSUFFICIENT WATER OR OVER TEMPERATURE.
- SAFETY LID:** PREVENTS THE LID BEING OPENED IF THE CHAMBER IS UNDER PRESSURE.
- SAFETY INSULATION:** THERMALLY INSULATED LID .

An economic semi-automatic alternative

FEATURES

External case made from stainless steel.
 INCOLOY stainless steel heater elements, hard waring, resistant to corrosion and high temperatures.

Process registration and download via usb.

External lateral probe port (only models 50 and 80 litres).
 Sterilization chamber and door made from stainless steel.
 Automatic purge to atmosphere.
 10 programs configurable by the user.

CONTROL PANEL

1. TFT touch screen with virtual push buttons.
2. Pressure gauge.
3. Push button open lid.



MODELS	Part No.	Capacity litres	Ø Height (usables cm)	Height / Width / Depth (exterior cm)	Power W	Weight Kg
PRESOCLAVE III 50	4001770	50	30 70	117 48 62	3600	75
PRESOCLAVE III 80	4001771	80	40 62	119 58 72	3600	100
PRESOCLAVE II 150	*4001772	150	50 70	118 80 95	7500	225

Does not include baskets and drums, order separately. Part No. 4001772 due to its consumption is manufactured for three-phase current at 230 V or 400 V to be specified.



BACK VIEW:



1. Safety valve.
2. Mains power.
3. Safety thermostat
4. Steam empty valve and Drain selector valve.
5. USB connector.

ACCESSORIES: AISI 304 Stainless steel wire baskets and drums.

- For Presoclave III 50 Plus, Part. no: 4001770.
Capacity, 3 baskets Ø 25 and 20 cm. height. Part No. **1000495**
- For Presoclave III 80 Plus, Part. no: 4001771.
Capacity, 2 baskets Ø 36 and 28 cm. height. Part No. **1000496**
- For Presoclave II 150 Plus, Part. no: 4001772.
Capacity, 2 baskets Ø 44 and 22 cm height. Part No. **1000780**
- Sterilization drum made from AISI 304 stainless steel.
- For Presoclave III 50 Plus, Part. no: 4001770.
Capacity, 3 drum Ø 25 and 18 cm. height. Part No. **1002418**
- For Presoclave III 80 Plus, Part. no: 4001771.
Capacity, 2 drum Ø 35 and 27 cm. height. Part No. **1002419**

Detergent Bio-Sel.

Water distillation unit especially for autoclaves.

Purge microfilter. Part No. **4001221**

Loading and unloading crane. Part No. **1002426** (see page 61).

COMPLEMENTS That needs to be factory installed:

Pt100 second sensor only temperature reader. Part No. **4001219** (see page 63).

Printer of continuous paper roll with print out of program, temperature, pressure, time and phase. Part No. **4002417**



Autoclaves for sterilization “Autester ST DRY PV III”

MICROPROCESSOR PROCESS CONTROL.
 AUTOMATIC VACUUM DRY AND PURGE “PREVACUUM”
 PROGRAMMABLE TEMPERATURE FROM 105 °C TO 134 °C (0.21 TO 2 bar).
 CONFORMS TO APPARATUS PRESSURE REGULATION DIRECTIVES.
 VERTICAL FLOOR STANDING MODEL: 50, 80 AND 150 LITRES.



CONFORMITY

EN 61010-1	SAFETY FOR EQUIPMENT FOR LABORATORY USE
EN 61010-2-040	SAFETY FOR STERILIZER EQUIPMENT FOR LABORATORY USE
EN 61326	ELECTROMAGNETIC COMPATIBILITY FOR EQUIPMENT FOR LABORATORY USE.

FEATURES

- Stainless steel exterior and top.
- Stainless steel lid.
- Lid, six closure point system.
- Pulsed vacuum system and atmosphere purge.
- External steam generator (except 150 litres autoclave).
- Water reservoir for clean water for the steam generator boiler.
- External water connection if required.
- 6 function modes.
- RS 232 for PC parameters printing (back side).
- Printer output.
- USB output for PEN-DRIVE data logging.
- Connection for a second temperature sensor.
- 10 customer set programs.
- Lateral external probe port (except 150 litres autoclave).

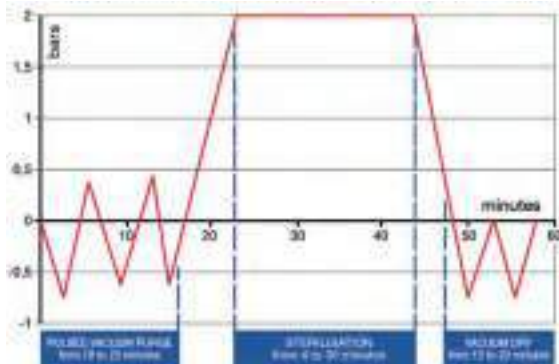


SAFETY

- Safety:** The lid cannot be opened if the chamber is under pressure.
- Safety valve:** Prevents over pressure over the maximum limit.
- Safety pressure switch:** switches the heater power off to if over pressure.
- Safety Lid:** insulated lid protection.



DIAGRAM SHOWING THE FUNCTION CYCLE AUTESTER ST DRY PV III




CONTROL PANEL

TFT touch screen with virtual pushbuttons.



- Graphical representation of real time process
- Start/Stop virtual pushbutton.
- Running program.
- Press indicator.
- Temperature indicator.
- Running program parameters.



BACK VIEW

- Mains input.
- External water supply.
- Safety valve.
- Vacuum vapour valve.
- Air in filter valve.
- Safety thermostat.
- Safety thermostat.
- Empty tank valve.
- Drain tank valve.
- RS232 connector.
- USB connector.

MICROPROCESSOR FEATURES

The microprocessor controls the performing of the air extraction process, sterilizing and drying, executing the selected procedures and commands by the user, adjusting the following parameters:

- Sterilization temperature from 105°C up to 134°C.
- Sterilization time from 3' to 59'.
- Drying time from 20' to 60'.
- Up to 10 user-configurable programs.
- Six operating modes:
 - Solid 1 - Solid 2 fractions. - Solid 3 fractions -
 - Drying - Liquids - Liquids 2 probes
- Verification test
- Vacuum - Bowie Dick.
- Settings:
 - Units - languages (Spanish, English, French).
 - Printer module On/Off. - Clock: date/time.
- External water: on/off.
- Password for configuration.
- Calibration (adjustment offset)
- Temperature probe 1 - Temperature probe 2
- Water dosing. - Pressure
- Audible and visual alarm for overtemperature and insufficient temperature.
- Network failures detection and memorization
- Safety thermostat by software
- Sterilization cycles data logging with capacity for over 500 cycles.
- Internal cleaning program
- Graphical representation of real time process



Error messages of functions and program execution are displayed and an acoustic alarm sounds. The vapour generator automatically cuts out.

MESSAGES:

1. E 2PROM	7. VACUUM	13. LEVEL 1
2. RTC FAULT	8. PRESSURE	14. LEVEL 2
3. SENSOR PRECISION	9. BOILER TEMPERATURE	15. DOOR
4. HEATER PROBE	10. TEMPERATURE LOW FAULT	16. PRINTER NO PAPER
5. CHAMBER PROBE	11. INPUT ERROR	17. PAPER JAM
6. OVER PRESSURE	12. STERILIZATION	18. ELECTRICAL FAULT

MODELS	Part No.	Dry	Capacity litres	Ø / Height (usables) cm	Height / Width / Depth (exterior) cm	Temp. °C	Water Reservoir H ₂ O capacity.	Basket size	Power W	Weight Kg
AUTESTER ST DRY PV III 50	4002516	Yes	50	30 63	117 48 62	105 to 134	10	3	3000	108
AUTESTER ST DRY PV III 80	4002519	Yes	80	40 60	119 58 72	105 to 134	10	2	4850	136
AUTESTER ST DRY PV III 150*	4002518	Yes	150	50 70	118 80 95	105 to 134	20	3	7500*	250

Comes without baskets and drums.* The part number 4002518 due to its power rating is only manufactured for three phase 230V or 400V. Specify preference when ordering.

COMPLEMENTS: Factory fitted options.



Printer of continuous paper roll with print out of program, temperature, pressure, time and phase. Part No. **4002417**
Pt100 Sensor (See page 63).

COMPLEMENTS FOR "PRESOCLAVE III", "PRESOCLAVE PLUS" AND "AUTESTER ST DRY PV III"

Loading and unloading crane

Baskets elevator for loading and unloading of autoclaves of 50, 80 and 150L

With adapter for handling baskets without deforming.

Axial rotation for placing baskets to a trolley.

Total lift height: 2.35 m (autoclave assembled)

Bottom part made of epoxy coated steel and upper part made of stainless steel.

Maximum crane load: 40 Kg.

Power: 230V 300W

UP/DOWN pushbutton.

Part No: **1002426**



PARAMETERS AND PROGRAMS PRE INSTALLED IN THE AUTOCLAVE MICROPROCESSOR

(Note: All these parameters are adjustable by the user)

Nº Programme	Description	Temperature Sterilization	Time Sterilization	Time Dry	Purge
0	Free	-	-	-	-
1	Unwrapped instruments	134 °C	4 min	15 min	2 (1)
2	Wrapped instruments	134 °C	12 min	30 min	3 (2)
3	CJD	134 °C	20 min	20 min	3 (2)
4	Delicate unwrapped	121 °C	15 min	15 min	2 (1)
5	Delicate wrapped	121 °C	30 min	30 min	3 (2)
6	Disinfecting	105 °C	25 min	15 min	1 (3)
7	Liquids	121 °C	30 min	-	1 (3)
8	Solids	121 °C	15 min	30 min	1 (3)
9	Solids	134 °C	4 min	30 min	1 (3)

(1) Double Vacuum purge. (2) Triple Vacuum purge.

(3) Atmospheric purge (No vacuum).

ACCESSORIES: AISI 304 Stainless steel wire baskets and drums.

For **Autester ST DRY PV-II 50**, Part No: 4002516.

Capacity, 3 baskets Ø 25,5 and 20 cm. height. Part No: **1000495**

For **Autester ST DRY PV-II 80**, Part No: 4002519.

Capacity, 2 baskets Ø 36 and 28 cm. height. Part No: **1000496**

For **Autester ST DRY PV-II 150**, Part No: 4002518.

Capacity, 3 baskets Ø 44,5 and 22 cm. height. Part No: **1000780**

Sterilization **drum** made from AISI 304 stainless steel.

For **Autester ST DRY PV-II 50**, Part No: 4002516.

Capacity, 3 drum Ø 25 and 18 cm. height. Part No. **1002418**

For **Autester ST DRY PV-II 80**, Part No: 4002519.

Capacity, 2 drum Ø 35 and 27 cm. height. Part No. **1002419**

Detergent Bio-Sel. (see page 63)

Water distillation unit especially for autoclaves. (see page 63).

Purge microfilter. Part No. **4001221**



Culture media autoclave preparer “Med 40 CLT”

CONTROL OF PROCESSES BY MICROPROCESSOR.
FOR ADJUSTABLE TEMPERATURES FROM 105°C TO 125°C.
VERTICAL MODEL CAPACITY: 40 LITRES

NEW

3
REGULATION
SYSTEM

STANDARD

EN 61010-1
EN 61010-2-040
EN 61326

SAFETY REQUIREMENTS FOR LABORATORY USE EQUIPMENTS.
SAFETY REQUIREMENTS FOR LABORATORY USE EQUIPMENTS. STERILIZERS.
REQUIREMENTS FOR ELECTROMAGNETIC COMPATIBILITY OF LABORATORY EQUIPMENTS.

APPLICATIONS

Ideal for the operative workflow in microbiology and in tissue culture laboratories. Preparation, sterilization and dispensing culture media is integrated in a single autoclave.

High efficiency system in heating, cooling and chamber agitation.

FEATURES

Stainless steel outer casing.

Tank and cover in stainless steel.

USB output for data recording in PEN-DRIVE.

50 programs totally configurable by the user.

Dosage per peristaltic pump.

Dosage control by a pedal.

Magnetic stirrer for internal stirring with PTFE rod.

Agitation speed adjustment (50-200 rpm).

Filler for dosage additive.

Temperature control by water probe and by product probe.

SAFETY

Safety: The lid cannot be opened if the chamber is under pressure.

Safety valve: Prevents over pressure over the maximum limit.

Safety pressure switch: switches the heater power off to if over pressure.

Safety Lid: insulated lid protection.



CONTROL PANEL

TFT touch screen with virtual push buttons.



1. Graphical representation of processes in real time
2. Start/Stop button.
3. Program in execution.
4. Temperature indicator.
5. Parameters of the program in execution

MODEL


Part No.	Capacity litres	Ø (useful) cm	Height (useful) cm	Height /Width / Depth (exterior) cm	Power W	Weight Kg
4002000	40	20	45	117 50 65	6000 III phase	95

COMPLEMENTS that must be installed at the factory:

Printer on continuous paper with indication of temperature, time and mode. Part number **4002417** (See page 61)

Available from July 2020

OPTIONS: for vertical autoclaves, need to be factory fitted.



Pt 100 Sensor. 2nd Probe for reading sample temperature.

To guarantee in all circumstances that the system has completed the cycle to the set time and temperature parameters, the Autester ST DRY PV III autoclave can be installed with a temperature probe that can be placed within the culture flask, residual packets etc.

When the probe is connected to the controller of the autoclave, it must be selected in settings, whereby the real time temperature values detected by the probe, are displayed and printed.

For autoclaves PRESOCCLAVE III and PRESOCCLAVE PLUS this Pt100 sensor only reads the temperature with an external thermometer. Part No. **4001219**

ACCESSORIES FOR VERTICAL AUTOCLAVES



AISI 304 stainless steel wire baskets.

Part No.	Ø	Height cm	Suitable for autoclaves Part No.	Number of baskets
1004771	22	14	4001745	1
1004772	22	24	4001756	1
1004773	23	17	4001757	2
1000495	27	20	4001758 - 4001770 - 4002516	3
1000496	36	28	4001759 - 4001771 - 4002519	2
1000780	44	22	4001772 - 4002518	3
1000490*	26	19	4001758 - 4001770 - 4002516	3
1000491*	36	26	4001759 - 4001771 - 4002519	2
1000492*	47	20	4001772 - 4002518	3

*AISI 304 stainless steel blind baskets.

AISI 316 stainless steel wire dividers for autoclave baskets.

Part No.

1001217 4 divider compartments for basket part no. 1000495.

1001218 6 divider compartments for basket part no. 1000496.

1001222 7 divider compartments for basket part no. 1000780.

Sterilization Drums.

Código	Ø	Height cm	Suitable for autoclaves Part No.	Capacity Drums
1002418	25	18	4001758 - 4001770 - 4002516	3
1002419	35	27	4001759 - 4001771 - 4002519	2
1002420	28	18	Not suitable for our autoclaves.	

Water distiller, specially for autoclaves “DEST-4”.

Distillation capacity: 1.2 litres/hour. Internal capacity 4 litres.

Case made from thermo resistant plastic.

Internal stainless steel.

Cooling by forced air through a condenser. Without glass heater elements.

Easy to use. Safety cut out system if over temperature due to insufficient water.

Comes complete with a 4 litre three way dispenser plastic bottle with filter.

Note: for daily use it is recommended to change the filter every 3 months.



Part No.	Capacity Distillation litre/Hour	Conductivity µs/cm	Ø	Height cm	Power W	Weight Kg
4001729	1.2	5	29	39	750	3.5

Spare: Dispenser spout with filter. Part No. **4001730**

Detergent “BIO-SEL”

We recommend the use of BIO-Sel detergent for cleaning, it is also biodegradable and free from Phosphates.

Part No.

1000025 Capacity 1 litre.

1000026 Capacity 4 litres.

1000852 Box of 12 x 1 litre flasks.

1000853 Box of 4 x 4 litre flasks.



Autoclave for liquids and solids sterilization "Autester ST DRY PV III" 25

CAPACITY: 25 LITRES. SPACE FOR 12 BOTTLES OF 250 ML, 9 OF 500 ML, 3 OF 1000 ML AND 2 OF 2000 ML.
CONFORMS TO THE REGULATION - 2014/68/EU EQUIPMENT UNDER PRESSURE.



Complete selection of programs. Displays in English - Spanish - French.

FEATURES

- Sterilization chamber and lid made from AISI 304 stainless steel.
- External case epoxy coated.
- Digital control of all autoclave operations.
- TFT 3,5" touch screen .
- Air filter, purifies air before entering in the sterilization chamber.
- Separate clean water reservoir and waste water.
- RS-232 Interface output of parameters to a computer or for printer.
- USB output for PEN-DRIVE data logging.

SAFETY

- Safety valve.
- Prevents the door being opened if under pressure or high temperature is produced.
- Temperature safety thermostat.
- Door closed correctly detector
- Thermally protected lid.

MICROPROCESSOR FUNCTIONS

Controlled parameters are:

- Sterilization temperature from 105°C up to 134°C.
- Sterilization time from 3' to 59'.
- Drying time from 20' to 60'.
- Up to 10 user-configurable programs.
- Six operating modes:
 - Solid 1 - Solid 2 fractions. - Solid 3 fractions - Drying - Liquids - Liquids 2 probes
- Verification test
- Vacuum - Bowie Dick.
- Settings:
 - Units - languages (Spanish, English, French). - Printer module On/Off. - Clock: date/time.
 - Password for adjustment.
 - Calibration.
 - Temperature probe 1 - Temperature probe 2 - Water dosing - Presion.
- Audible and visual alarm for overtemperature and insufficient temperature.
- Network failures detection and memorization.
- Safety thermostat by software.
- Sterilization cycles data logging with capacity for over 500 cycles.
- Internal cleaning program.
- Graphical representation of real time process.

CONTROL PANEL

TFT touch screen with virtual pushbuttons.



1. Graphical representation of real time process
2. Start/Stop pushbutton.
3. Running program.
4. Press indicator.
5. Temperature indicator.
6. Running program parameters.



MODEL	Part No.	Capacity litres	Ø/Depth (usables) cm	Height/Width/Depth (exterior) cm	Power W	Weight Kg
AUTESTER ST DRY PV III 25	4002420	25	30 35	58 46 59	2510	52



Comes complete with three trays, extractor forceps, and additional support for instruments and sterile wrapping bags.

PARAMETERS AND PROGRAMS PRE INSTALLED IN THE AUTOCLAVE MICROPROCESSOR

(Note: All these parameters are adjustable by the user)

Nº Programme	Description	Temperature Sterilization	Time Sterilization	Time Dry	Purge
0	Free	-	-	-	-
1	Unwrapped instruments	134 °C	4 min	15 min	2 (1)
2	Wrapped instruments	134 °C	12 min	30 min	3 (2)
3	CJD	134 °C	20 min	20 min	3 (2)
4	Delicate unwrapped	121 °C	15 min	15 min	2 (1)
5	Delicate wrapped	121 °C	30 min	30 min	3 (2)
6	Disinfecting	105 °C	25 min	15 min	1 (3)
7	Liquids	121 °C	30 min	-	1 (3)
8	Solids	121 °C	15 min	30 min	1 (3)
9	Solids	134 °C	4 min	30 min	1 (3)

- (1) Double Vacuum purge.
(2) Triple Vacuum purge.
(3) Atmospheric purge (No vacuum).

MESSAGES:

- | | |
|-----------------------|---------------------------|
| 1. E 2PROM | 10. TEMPERATURE LOW FAULT |
| 2. RTC FAULT | 11. INPUT ERROR |
| 3. SENSOR PRECISION | 12. STERILIZATION |
| 4. HEATER PROBE | 13. LEVEL 1 |
| 5. CHAMBER PROBE | 14. LEVEL 2 |
| 6. OVER PRESSURE | 15. DOOR |
| 7. VACUUM | 16. PRINTER NO PAPER |
| 8. PRESSURE | 17. PAPER JAM |
| 9. BOILER TEMPERATURE | 18. ELECTRICAL FAULT |

ACCESSORIES

Ink Printer (no thermal).
Paper size 2 1/4" (56 mm) wide.
Includes communications and power cable.

Model

Part No.	Height/Width/Depth cm	Power	Weight Kg
4120113	4 16 10	DC 5V 3A	1



Water distiller especially for Autoclaves. (See page 63).

Bag sealers (See page 68 and 69).

Special tray for bottles of 0.25, 0.5, 1 or 2 litres. Part No. **4002416**



Autoclave for sterilization "Autester ST DRY PV" Class B

**AUTOMATIC VACUUM DRY AND PURGE.
PROGRAMS TO 121 °C AND 134 °C (1 AND 2 bar).
MODEL HORIZONTAL. CAPACITY: 12, 18, AND 23 LITRES.**



APPLICATIONS

"Class B" autoclaves are used within the field of general medicine, dentistry, veterinary, tattoo parlours and sterilization applications in general, to sterilize any material that could have been in contact with body fluids including blood.

The general capabilities of the instrument are regulated by EN 13060 that guarantees the differing sterilization applications.

The normal processes include: Solids with and without wrapping, porous material with and without wrapping and utensils that have cavities and holes (e.g. dentistry materials.)

To guarantee sterilization of these materials the "AUTESTER ST DRY PV" Class B, autoclaves, have an efficient staged vacuum, that performs a complete extraction of air that allows penetration of the steam vapour.

The same vacuum system is used to obtain the dry phase, which is required for perfect storage of sterilized materials.

The "AUTOCLAVES ST DRY PV" Class B includes verification and validation programs.

CONFORMITY:

EN 13060	SMALL GENERAL PURPOSE STEAM STERILIZERS.
EN 61010-1	EQUIPMENT SAFE FOR LABORATORY USE.
EN 61010-2-040	SAFETY FOR STERILIZER EQUIPMENT FOR LABORATORY USE
EN 61326	ELECTROMAGNETIC COMPATIBILITY FOR EQUIPMENT USED IN THE LABORATORY.

SAFETY:

SAFETY VALVE:	PREVENTS THE PRESSURE EXCEEDING THE MAXIMUM SET LIMIT.
SAFETY THERMOSTAT:	DISCONNECTS THE HEATER AGAINST OVER TEMPERATURE OR LOW WATER IN THE RESERVOIR.

THERMALLY INSULATED LID.

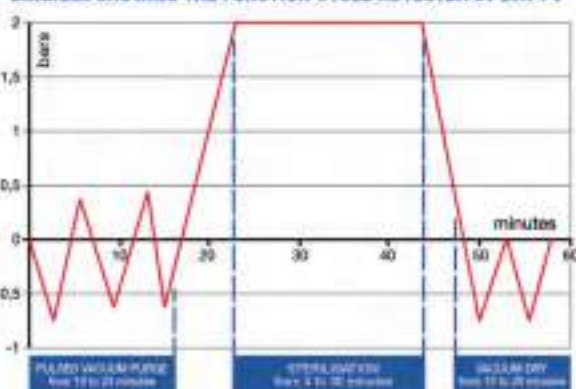


12 litres



18 and 23 litres

DIAGRAM SHOWING THE FUNCTION CYCLE AUTESTER ST DRY PV



Staged fractional vacuum: Extracts air from the load that permits absolute steam vapour penetration.

Sterilization stage: Sterilization within the time and temperature selected.

Dry cycle: Extracts the humidity from the load leaving it suitable for storage.



Autoclave for sterilization Autester "ST DRY PV" 12 Class B

CAPACITY: "ST DRY PV": 12 LITRES.



According to directive: 2014/68/UE equipment under pressure, 3.3.


FEATURES

- Stainless steel internal chamber.
- Staged vacuum purge.
- Dry by vacuum
- Incorporated steam generator.
- Water reservoir to supply the chamber
- High vapour penetration of porous material
- Used in digestive studies, ophthalmology, operating theatres etc .

SAFETY

- Safety valve.** Prevents over pressure over the maximum working limit.
- Safety thermostat.** Disconnects power to the heater if over temperature or low water in the reservoir.
- Thermally protected lid.**

CONTROL PANEL



NEW DESIGN

TEMPERATURE CONTROL AND AUTOMATIC MICROPROCESSOR CYCLE.

- | | |
|-----------------------------------|-------------------------------------|
| 1. Pressure indicator (bar). | 10. Solids (Wrapped). |
| 2. Temperature indicator (°C). | 11. Test. |
| 3. Time Indicator (min.). | 12. Preheating. |
| 4. 121 °C. | 13. Sterilization cycle in process. |
| 5. 134 °C. | 14. Autoclave ready for operation. |
| 6. Program selection. | 15. Low level water indicator. |
| 7. Select wrapped or non wrapped. | 16. Fast dry (1 or 5 minutes). |
| 8. Textile materials. | 17. "Maintain hot" the chamber. |
| 9. Solids (Not wrapped). | |

CYCLES	134 °C Wrapped	134 °C Not Wrapped	121 °C Wrapped	121 °C Not Wrapped	Textiles	Test Bowie Dick	Test Vacuum
Sterilization Temperature	134 °C	134 °C	121 °C	121 °C	134 °C	134 °C	-
Sterilization pressure	2.1 bar	2.1 bar	1.1 bar	1.1 bar	2.1 bar	-	2.1 bar
Vacuum purge time	8 min.	4 min.	8 min.	4 min.	8 min.	-	-
Sterilization time	12 min.	4 min.	30 min.	20 min.	12 min.	3.5 min.	10 min.
Dry time	10 min.	10 min.	10 min.	10 min.	15 min.	1 min.	-

MODEL	Part No.	Capacity litres	Ø / Depth cm		External dimensions cm			Trays dimensions cm			Power W	Weight kg
			Height	Width	Depth	Height	Width	Depth				
AUTESTER ST DRY PV B 12	4001737	12	20	35	39,2	48,7	60	1,8	14	29,5	1800	42,2



Comes complete with: spare joint, door adjustment key, support with three trays, extractor forceps, empty water filter and waste water out.

ACCESSORIES

Thermal Printer.

Paper size 2 1/4" (56 mm) wide.
Includes communications and power cable.
Power: DC 5V 3A
Part No: **4120123**

Water distiller especially for Autoclaves. (See page 63).

Bag sealers (See page 68 and 69).





Autoclave for sterilization "Autester ST DRY PV" 18 Class B "ST DRY PV" 23 Class B



CAPACITY: "ST DRY PV" 18: 18 LITRES. "ST DRY PV" 23: 23 LITRES..



According to directive: 2014/68/UE equipment under pressure, 3.3.

FEATURES

- Digital electronic control.
- Stainless steel internal chamber.
- Staged vacuum purge.
- Dry by vacuum
- Incorporated steam generator.
- Water reservoir to supply the chamber
- High vapour penetration of porous material
- Used in digestive studies, ophthalmology, operating theatres etc.
- Automatic or manual filling of the water tank.
- Printer interface.
- USB connection for parameters memorization (software included).



TEMPERATURE CONTROL AND AUTOMATIC MICROPROCESSOR CYCLE.

SAFETY

- Mechanism door lock**, prevents the door being opened accidentally.
- Safety valve**. Prevents over pressure over the maximum working limit.
- Safety thermostat**. Disconnect power to the heaters if over temperature or low water in the reservoir are produced.
- Thermally insulated lid**.
- Dirty water tank full alarm**.

CONTROL PANEL

- LCD screen.
- Push button increase parameters.
- Push button decrease parameters.
- Push button menu.
- Push button Start-Stop.



CYCLES	134 °C Emergency	134 °C Solid	134 °C Hollow	134 °C Sanguinary	121 °C Solid	121 °C Hollow	134 °C Glass	121 °C Tampon	134 °C Bowie Dick	134 °C Helix	134 °C User-defined	Test Vacuum
Sterilization Temperature	134 °C	134 °C	134 °C	134 °C	121 °C	121 °C	134 °C	121 °C	134 °C	134 °C	134 °C	-
Sterilization pressure	2,1 bar	2,1 bar	2,1 bar	2,1 bar	1,1 bar	1,1 bar	1,1 bar	1,1 bar	2,1 bar	2,1 bar	-	-
Vacuum purge number	1	1	4	3	1	3	1	3	3	3	3	-
Sterilization time	4 min.	4 min.	4 min.	18 min.	20 min.	20 min.	4 min.	30 min.	3,5 min.	3,5 min.	4 min.	-
Dry time	8 min.	4 min.	10 min.	10 min.	8 min.	10 min.	4 min.	18 min.	3min.	3 min.	3 min.	-

MODEL	Part No.	Capacity litres	Ø / depth cm	External dimensions cm			Trays dimensions cm			Power W	Weight kg
				Height	Width	Depth	Height	Width	Depth		
AUTESTER ST DRY PV 18	4001734	18	24,5 38	40	47	56	2	20,5	28	1500	46,6
AUTESTER ST DRY PV 23	4001735	23	24,5 48	40	47	67	2	20,5	38	1700	48



Comes complete with: spare joint, door adjustment key, support with three trays, extractor forceps, empty water filter and waste water out.

ACCESSORIES

- Ink Printer** (no thermal).
Paper size 2 1/4" (56 mm) wide.
Includes communications and power cable.
Power: DC 5V 3A
Part No: **4120124**
- Water distiller** especially for Autoclaves. (See page 63).
- Bag sealers** (See page 68 and 69).





Bag sealer "S-400-B"

SUITABLE FOR POLYPROPYLENE-POLYESTER STERILISING BAGS WITH A PAPER BASE.

NEW DESIGN

FEATURES

Front part made of metal epoxy covered case.
Pressure sealer. Manual cut.

CONTROL PANEL

Illuminated mains switch.

MODEL

Part No.	Seal Width mm	Maximum seal length mm	Height / Width / Depth (exterior) cm	Power W	Weight Kg
4100047	12	300	17,5 47 35	100	4.8



Bag sealer "Seal-1000"

FOR POLYPROPYLENE AND POLYESTER BAGS WITH A STERILE PAPER BASE.

FEATURES

Metal construction with stainless steel tray.
Pressure sealer unit with lateral lever with two bilateral cutting edges.
Constant sealing temperature (from 180 °C and 200 °C).

External support for rolls of up to 240mm wide, with adjustable separator sides to accommodate different roll sizes.

CONTROL PANEL

Illuminated start switch.
Indicator, optimum seal temperature.

Part No.	Seal width mm	Maximum seal length mm	Height / Width / Depth (exterior) cm	Power W	Weight Kg
4101712	10	260	30 36 43	400	6.5



Automatic bag sealer "Seal-Com 2"

ACCORDING TO DIN 58953 SECTION 7 STANDARD. FOR POLYPROPYLENE-POLYESTER BAGS WITH PAPER BASE TO STERILIZE. CONTINUOUS SEALING. MANUAL OR AUTOMATIC ADVANCE.

Continuous Thermosealer

NEW DESIGN

FEATURES

Exterior in enamel protected steel.
Heating time: 4'.
Sealing width: 10 mm.
Sealing speed: 6 m / min.
Acoustic signal of cycle starting.
Electronic regulation and digital reading of temperature.

CONTROL PANEL

Start-up light switch.
Manual or automatic start switch.

MODEL

Part No.	Height / Width / Depth (sealer) cm	Power W	Weight Kg
4100044	16 48 26	720	13





Automatic bag sealer with printer "Seal-Com 3"

ACCORDING DIN 58953 SECTION 7 STANDARD. FOR SEALING STERILE PAPER, POLYPROPYLENE-POLYESTER BAGS. SPECIAL FOR A LARGE AMOUNT OF BAGS SEALING.

NEW

FEATURES

Exterior made from AISI 304 stainless steel, ideal for sealing plastic paper bags, solid plastic paper and only paper bags.

Heating time: 4 minutes.

Seal width: 12 mm.

Sealing speed: 10 m/min.

Acoustic sign of cycle starting.

Temperature touch control from 60 to 220°C.

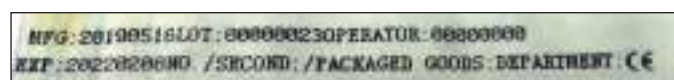
CONTROL PANEL

LCD touch screen 7" indicating:

- Setpoint temperature and actual temperature.
- Date and time (automatic date change).
- Print size.

PRINTING

Print sterilization date, expiration date, sterilization lot, name of the operator, name of the item and department.



ACCESSORIES

Roller table

Measures cm: 74.5 width x 28.6 depth x 5.2 height.

Part No. **4100053**



MODEL

Part No.	Height / Width / Depth (sealer) cm	Power W	Weight Kg
4100049	22 56 26	500	20

SEALING MACHINE ACCESSORIES

Rolls of paper for sterilization "Polisteril"

Paper base polypropylene and polyester bags showing differing ink prints of sterilized items.

Part No.	Bag width cm	Bag length m
4100075	7,5	100
4100100	10	100
4100200	20	100



Sterile paper "Policort" trimmer

Completely made of metal with back and reel support, for a capacity of 2 x 200mm or 4 x 100 mm wide reels. Circular cutting knife edge.

Measurements: 13 high x 51 wide x 32 cm deep.

Weight: 2.8 Kg.

Part No. **4100045**



Date stamping machine for sterile bags.

Part No. **4100046**

STERILIZED
30 OCTOBER 2022
VALID FOR 3 MONTHS.



OPTIONS: Ultrasonic cleaning baths for dentistry, "Ultrasons-Digit" (see page 94). Dry sterilizer "DRYTIME" poupinel oven (see page 136).

ACCESSORIES FOR AUTOCAVES

Mercury-free thermometer for recording autoclave's temperature.

It indicates the highest temperature reached by the autoclave to verify its correct operation.

AISI 304 stainless steel made body and glass lens resistant to humidity, pressure and high temperatures.

Range: -20/150°C. Accuracy: ± 2°C.

Part number **1097101** Without calibration.

Part number **1097102** With individual calibration report at 121°C.





Flake ice makers

Refrigerated cabinets “Medilow” XS, S, M, L & LG

Refrigerated medical cabinets, S, L & M

Upright freezers “Templow” S, M, L, P and Z

Storage refrigerators “Stocklow” LS & GS

Chest freezers “Combatemp”

page 71

page 72

page 73

page 74

page 75

page 75



LOW TEMPERATURE Model selection table

QUICK OVERVIEW

Equipment type	Model	Forced Air	Regulation	CAPACITY			
Refrigerated Cabinets				105 litres			
+2 ... +8 °C	Medilow XS	Yes	Analogical	2101286			
Cabinets				180 litres	236 litres	544 litres	544 litres glass
+1 ... +40 °C	Medilow-S-M-L-LG	Yes	Digital	2101270	2101271	2101272	2101273
Storage refrigerators				236 litres	352 litres	330 litres	
+0 ... +15 °C	Pharmalow-S-L	Yes	Analogical	2101274	2101275	-	
+2 ... +8 °C	Pharmalow-M	Yes	Digital	-	-	2101287	
Storage freezers				513 litres			
-14 ... -25 °C	Templo-M	No	Digital	2101279			
				257 litres			
-15 ... -32 °C	Templo-S	No	Digital	2101278			
				600 litres			
-10 ... -35 °C	Templo-L	Yes	Digital	2101280			
				289 litres (Two compartments)			
+2 ... -40 °C	Templo-YC	Yes	Digital	2101288			
Storage refrigerators				670 litres	670 litres Glass		
+1 ... +8 °C	Stocklow LS	Yes	Digital	2101283	-		
+1 ... +8 °C	Stocklow GS	Yes	Digital	-	2101284		
-17 ... -22 °C	Stocklow LSC	Yes	Digital	2101289			
Chest Freezers				206 litres	215 litres	343 litres	352 litres
-14 ... -28 °C	Combatemp	No	Digital	2101040	-	2101041	-
-10 ... -40 °C	Combatemp	No	Digital	-	2101181	-	2101182
Flake ice maker				Production 58 Kg	Production 89 Kg	Production 142 Kg	
	"COM"	Compressor	-	5020104	5020105	5020106	



Flake ice maker "COM-50", "COM-85" and "COM-150"

"COM-50" MODEL: PRODUCTION 45 kg-24 HOURS.
 "COM-85" MODEL: PRODUCTION 85 kg-24 HOURS.
 "COM-150" MODEL: PRODUCTION 150 kg-24 HOURS.



NEW DESIGN

MODELS	Part No.	24h.(kg) Production	Tank Capacity (Kg)	Height / Width /Depth cm	Power W	Weight Kg
EF-50	5020104	58	20	79 47 60	470	58
EF-85	5020105	89	20	79 47 60	550	58
EF-150	5020106	142	60	136 51 55	900	75

Features: See page. 190.





Refrigerated cabinet “Medilow-XS”

FOR TEMPERATURES FROM 2°C TO 8°C.
IDEAL FOR SMALL SPACES.

FEATURES

Epoxy covered external case.
Interior ABS molded, resistant to chemicals with LED light built-in.
Internal fan for temperature homogenization.
Supports for adjustable in height shelves.

CONTROL PANEL

Analog temperature controller.
On/Off switch internal light.
On/Off switch external light.

MODELO

Código	Capacity litres	Height / Width / Depth (interior) cm	Height / Width / Depth (exterior)cm	Power W	Power HP	Nº Shelves	Weight Kg
2101286	105	146,5 28 27	182,5 36 38,5	110	1/8	8	65

Supplied with 8 steel trays, PVC laminated. For additional tray. Part No. **1001861**



Refrigerated cabinets “Medilow” S, L & LG

WITH FORCED AIR FAN CIRCULATION.
WITH DIGITAL ELECTRONIC TEMPERATURE CONTROL.
TEMPERATURE RANGE CONTROLLABLE FROM +2 °C TO +40 °C. WITH A STABILITY OF ±1.5 °C. RESOLUTION 1 °C.
CAPACITY: 180, 610 AND 544 LITRES.



SAFETY: CONFORMS TO EN61010.1. OVER TEMPERATURE SAFETY THERMOSTAT INSTALLED.



Model L.



Model Medilow LG, double glass door.



Model Medilow S. Capacity: DBO 2 blocks

APPLICATIONS

Determination of BOD at 20°C, Measurement of enzyme activity at 25°C. Storage and Preservation of samples, Incubation, Cosmetics, Botany, Food Products, etc.

TEMPERATURE CONTROL

Electronic temperature control with digital display.
Pt 100 temperature probe.
Probe failure alarm.

FEATURES

Exterior cabinet covered in epoxy and interior enclosure-molded in ABS, resistant and easy to clean.
Hermetic and vibration-free compressor group.
Air circulation turbine inside the enclosure.
Side hole for entry of connections, probes, etc.
Power socket outlets inside (power maximum 500W).
Level adjustable front foot supports.
Change of door opening direction.
Lockable door.
Door can be hung to open left or right.
Door lock.

CONTROL PANEL

Temperature control.
Live-time temperature display.
Pre-selected temperature display.
Increase value, push button.
Decrease value, push button.
Program parameter selection, push button.
Configure push button.

MODELS	Part No.	Capacity litres	Door glass	Height / Width / Depth (interior) cm	Height / Width / Depth (exterior) cm	Number of shelves	Internal power points	Power W	Weight Kg
MEDILOW-S	2101270	180	-	70 51 44	85 60 85	3	2	250	36
MEDILOW-L	2101301	610	-	145 60 56	164 75 95	3	2	330	73
MEDILOW-LG*	2101302	544	SI	145 60 56	164 75 95	4	2	330	82

Comes complete with steel shelves, PVC laminated.

*Anti mist double glazed insulated door, with LED interior light.

SPARE PARTS Shelves

For Medilow S/L/LG Part No.	2101270	2101301	2101302
Shelves	1001813	1001986	1001987



Refrigerated cabinet “Pharmalow” L

WITH FAN ASSISTED CIRCULATION.
TEMPERATURES RANGE FROM +0 °C UP TO +15 °C.



APPLICATIONS

Products that require a constant temperature below ambient, preservation of pharmaceuticals, medicines, microtubes, pharmaceuticals, medicines, microtubes, etc.

Automatic defrosting with water evaporation.
Level adjustable foot supports.
Door direction change.
Door with lock.

COMMON FEATURES

Exterior cabinet and door in light gray lacquered metal and interior enclosure in white sheet metal with non-toxic finish.

CONTROL PANEL

Temperature regulator thermostat inside.
Digital thermometer temperature reader.
Digital electronic temperature controller.

Metallic door and interior led light.

Hermetic compressor unit.

Air circulation turbine throughout the interior enclosure for greater homogeneity.

SPARE PARTS Shelves

For Pharmalow /L

Shelves **1001985**

MODEL

Part N	Capacity liters	Height / Width / Depth (interior) cm	Height / Width / Depth exterior (cm)	Power W	Number of shelves	Weight KG
PharmalowL 2101300	327	145 47 44	169 60 65	180	4	58

Comes complete with 4 steel shelves, PVC laminated.

ACCESSORIES Need to be factory fitted.

OPTIONAL

Drawer with 3 compartments and 12 partitions.
Maximum quantity 8 drawers
Code **1001315**



Storage refrigerator with double glazed anti mist door “Pharmalow” M

DIGITAL ELECTRONIC TEMPERATURE CONTROL FROM +2 TO +8

MODEL

Part No.	Capacity litres	Height / Width / Depth (interior) cm	Alto / Ancho / Fondo (exterior)cm	Power W	Power HP	Number of shelves	Weight Kg
2101287	330	145 54 47	184,5 62 60	575	1/4	6	113

Comes complete with 6 shelves.

ACCESSORY “Pharmalow” S - L and M. Must be factory fitted.

Circular graphic register independently powered.

Temperature range: -10 °C up to 40 °C. Precision ±2% at 12 °C.

Chart speed selection of 24 hours or 7 days. Disc Ø 125mm

Graphic register dimensions:

18 cm high x 22 cm wide x 35 cm deep.

Powered by an LR-6 1.5V battery. Battery life 1 year.

Part No. **2101621**



Model Pharmalow M with 6 shelves.

SPARE PARTS

Part No.

1001860 Set 2 additional guides + shelf



Upright freezers “Templow” S, M,L and YC



APPLICATIONS

Preservation and storage of products that require to be preserved at low temperatures.

Upright freezer “Templow” S

**DIGITAL TEMPERATURE CONTROL,
FIXED TEMPERATURE: -15 °C, -18 °C, -21 °C, -25 °C AND -32 °C.
8 DRAWERS WITH INDIVIDUAL FREEZER COMPARTMENTS.**

FEATURES

Epoxy covered metallic external case.
Strong, molded, chemically resistant ABS interior.
Manual defrost with water evaporation system.
Door can be hung to open left or right.

CONTROL PANEL

Mains power ON/ OFF switch.
Temperature thermostat regulator.
Temperature indicator lamp.
Audible and visual alarms.
Push button alarm reset/stop.
Push button with quick freeze indicator.



Upright freezer “Templow” M

**TEMPERATURE RANGE FROM -14 °C TO -25 °C.
7 INDIVIDUAL FREEZER COMPARTMENTS WITH 14 BASKETS.**

FEATURES

Epoxy covered external case.
Strong, chemically resistant, ABS molded case.
Specially coated “Rilsan”, wire mesh baskets.
Manual defrost, with water evaporation system.

The door can be hung to open left or right.
Lockable door.

CONTROL PANEL

Temperature thermostat regulator.
Digital temperature display.



Upright freezer “Templow” L

**WITH FAN ASSISTED AIR CIRCULATION.
TEMPERATURE RANGE FROM -10 °C UP TO -35 °C.
COMES WITH 4 SHELVES.**

FEATURES

External and internal case made completely of
AISI 304 stainless steel, with water sump and drain.
Chemically resistant.
Acclimatized hermetically sealed CFC free compressor.
Automatic defrost with electrical water evaporation
system.
Regulable shelves.

Adjustable front level supports.
The door can be hung to open, left or right.
Door lock.

CONTROL PANEL

Mains power ON/ OFF switch.
Electronic temperature regulator.
Digital temperature display.



Refrigerated cabinet with double compressor “Templow” YC

**UPPER CASE: TEMPERATURES FROM 2°C UP TO 8°C. CAPACITY: 189 LITRES.
LOWER CASE: TEMPERATURES FROM -10°C UP TO -40°C. CAPACITY: 100 LITRES.
3 SHELVES AND 1 DRAWER IN UPPER CASE AND 3 DRAWERS IN LOWER CASE.**

CARACTERÍSTICAS

External case covered in epoxy.
Stainless steel internal easy for cleaning, with also
stainless steel wire basket.
Double compressor that offers maximum stability and
constancy of temperature.
Gradual adjustment of the trays for a versatile use of
the interior.
Door with lock and key.
USB output for data recording.

CONTROL PANEL.

Digital electronic control.
Alarms of low and high temperature, door open and
power failure.
Backup battery for alarms.
Upper case temperature indicator display.
Lower case temperature indicator display.
Parameters value increase/decrease.



MODELS	Part No.	Capacity litres	Range °C	Height / Width / Depth (interior) cm	Height / Width / Depth (exterior) cm	Power W	Weight Kg	
TEMPLOW S	2101278	257	-15 to -32	151 44 42	184 60 63	110	81	Comes with 8 drawers
TEMPLOW M	2101279	513	-14 to -25	151 61 56	186 75 75	345	109	*Comes with 14 baskets
TEMPLOW L	2101280	600	-10 to -35	155 51 65	215 70 83	600	130	*Comes with 4 shelves
TEMPLOW YC	2101288	289	**2 to -40	- - -	183 70 64	360	136	Comes with 3 shelves and 4 drawers

*Comes with steel PVC laminated shelves and baskets. **in different compartments



Storage refrigerators “Stocklow” LS, GS and LSC

WITH FAN ASSISTED CIRCULATION.

MODEL LS, WITH METAL DOOR. TEMPERATURE CONTROLLABLE FROM +1 °C TO +8 °C.

MODEL GS, WITH DOUBLE GLAZED ANTI MIST DOOR. TEMPERATURE CONTROLLABLE FROM +1 °C TO +8 °C.

MODEL LSC, WITH METAL DOOR. TEMPERATURE CONTROLLABLE FROM -17 °C TO -22 °C.



NEW DESIGN

APPLICATIONS

Preservation and storage of products that require below ambient temperatures.

FEATURES

- Chemically resistant.
- Tropical hermetic compressor.
- Automatic defrost with electrical water evaporation system.
- Support rack and shelves.
- Adjustable front level supports (Models LS and GS).
- Supplied with wheels (Model LSC).
- The door can be hung to open left or right.
- Door lock.

There are two versions:

Stocklow LS and LSC which is completely made of metal, both interior and exterior, AISI 304 stainless steel door.

Stocklow GS inside made of AISI 304 stainless steel and epoxy white external case with glazed door that enables internal view.

CONTROL PANEL

- Mains power, ON/OFF switch.
- Electronic temperature regulator.
- Digital temperature display.
- Interior light only (Double glazed door model).

SPARE PARTS

Código **1001858** Set 2 guides + additional tray



Model Stocklow LS and LSC, with metallic door.



Model Stocklow GS, with metallic door.

MODELS	Part No.	Capacity litres	Door	Height / Width / Depth (interior) cm	Height / Width / Depth (exterior) cm	Number of shelves	Power W	Weight Kg
STOCKLOW LS	2101283	600	Metallic	154 61 63	213 73 84	3	250	120
STOCKLOW GS	2101284	600	Glass	154 61 63	213 73 84	3	250	125
STOCKLOW LSC	2101289	600	Metallic	154 61 63	213 73 84	3	500	125

Comes complete with steel shelves, PVC laminated.



Chest Freezers “Combatep”

CONTROLLABLE TEMPERATURE RANGE FROM -14 °C TO -28 °C.

CONTROLLABLE TEMPERATURE RANGE FROM -10 °C TO -40 °C.

APPLICATIONS

Suitable for preservation and freezing of sample.

FEATURES

- Epoxy covered external case. Interior of aluminium, with guide supports for baskets or trays.
- The interior of the door is made of easy to clean, strong, chemically resistant, moulded ABS.
- Drop down lockable door with compensating support hinges. Hermetically sealed compressor, silent and vibration free.

Automatic interior light when the door is opened. (all models except Combatep S-30.)

Digital electronic temperature control. N.T.C. Sensor.

CONTROL PANEL

- Temperature control.
- Digital live and preset temperature display.
- Push-button temperature selector.



MODELS	Part No.	Capacity litres	Freezing capacity in 24hrs Kg	Temperature up to °C	Height / Width / Depth (interior) cm	Height / Width / Depth (exterior) cm	Power W	Weight Kg
COMBATEP S-30	2101040	206	28	-28	74 63 53	92 75 71	160	38
COMBATEP L-30	2101041	343	38	-28	74 100 53	92 113 71	200	56
COMBATEP S-40	2101181	215	30	-40	63 89 41	92 113 76	230	57
COMBATEP L-40	2101182	352	40	-40	65 117 50	92 137 81	400	72

Note: Part No. 2101040 is supplied with 1 basket. Part No. 2101041 is supplied with 2 baskets. Part No. 2101181 is supplied with 3 baskets and Part No. 2101182 is supplied with 2 baskets.

SPARE PARTS Baskets

For Combatep. Part No.	2101040 / 2101041	2101181	2101182
Baskets	1001810	1001811	1001812

HAEMATOLOGY. Blood bank instrumentation



Shakers for platelet bags

page 77

Incubation chamber

page 77

Platelet bags incubator cabinets

page 78

Blood bank refrigerated cabinets

pages 79 to 80

Shaking monitor

page 80

Dry air defroster

page 81

Automatic sealer and plasma extractor

page 81



Horizontal shakers for platelet bags “APL-54” and “APL-108”

HORIZONTAL MOVEMENT AT A FIXED SPEED OF 66 R.P.M., LATERAL SHUFFLE OF 40 MM.

MODEL “APL-54”: CAPACITY FOR 54 PLATELET BAGS.

MODEL “APL-108”: CAPACITY FOR 108 PLATELET BAGS.



Platelet bags constant shaking for long periods of time.



FEATURES

Epoxy covered case with treated aluminium platform with AISI 304 stainless steel racks for bags.

Programmable stirring automatic restart and pause device for bags handling (30 ± 90 seconds).

Acoustic alarm in case of power failure.

LCD display informing of the events log: it counts the number of power failures and their duration.

When power is restored, the device automatically restarts the stirring.

CONTROL PANEL

Single button to adjust:

-Date and time programming.
-Shaking stop button for 30 seconds.
-Alarms reset.

-Moving to review the number of incidences.
-Shaker stop time programming.

MODELS	Part No.	N° of Shelves	Capacity bags	Height / Width / Depth Cm.	Power W	Voltage V	Weight Kg
APL-54	3000980	9	54	40 44 39	50	110 / 230 50/60 Hz	22
APL-108	3000981	18	108	40 84 38	50	110 / 230 50/60 Hz	35



Incubation chamber “PLX-IN”

FOR PLATELET BAGS “APL-54” SHAKING, CAPACITY 54 PLATELET BAGS.

FOR REGULABLE TEMPERATURES FROM 18 °C UP TO 60 °C.

RESOLUTION 0,1 °C. STABILITY $\pm 0,1$ °C. HOMOGENEITY $\pm 0,5$ °C. SET ERROR $\pm 0,3$ °C.

Peltier effect. No compressor group. Quiet, vibrations free, high accuracy and low consumption.

FEATURES

Made of transparent methacrylate with swinging door that allows an easy access to the working area and an inside chamber view during bags shaking.

AISI 304 stainless steel lower base.

Auto shut-off protective device in case of door opening and automatic restart in 30 seconds.

CONTROL PANEL

Start-up main switch with digital temperature regulation.

MODEL

Part No.	Height / Width / Depth (exterior) cm	Height / Width / Depth (interior) cm	Power w	Weight Kg
3000958	44 63 65	33 60 50	360	38

It can be supplied for 110 V- 60 Hz on demand.



Note: For a correct bag preservation, it is recommended to keep a temperature between 20 and 24 °C.

Incubation chamber “PLX-IN” Part No. 3000958 with “APL-54” shaker Part No. 3000980



Platelet bags incubated cabinets “Blood Bank” E and F

EXCLUSIVE DESIGN ADAPTED TO ACCOMODATE PLATELET BAGS STIRRERS “APL”.
 FORCED AIR CIRCULATION.
 FIXED TEMPERATURE AT +20 °C. STABILITY ±1,5 °C. RESOLUTION 1 °C.
 SEVEN DAYS GRAPHIC TEMPERATURE REGISTER.



NEW DESIGN

SAFETY:

LOW TEMPERATURE THERMOSTAT LIMITER.

VISUAL AND ACOUSTIC INDICATORS: EXCESSIVE LOW TEMPERATURE (+18 °C), EXCESSIVE HIGH TEMPERATURE (+24 °C), OPEN DOOR, MAINS FAILURE
 TEMPERATURE GRAPHIC REGISTER. 7 DAYS RECORDER, AUTONOMY 6 MONTHS.
 ACOUSTIC ALARM ON ALL FAIL CONDITIONS. ACOUSTIC INDICATOR.



Model E



Model F

APPLICATIONS

Storage cabinet specially designed for platelet bags preservation.

COMMON FEATURES

AISI 304 stainless steel external cabinet and internal lining.
 Double glazed door, reversible lockable door, easy to change, with automatic feed-back mechanism and manual locking.
 Hermetically sealed compressor mounted on antivibration settlement with forced type evaporator and ventilated type condenser.
 Shelves and supports in steel PVC laminated.
 2 power outlet base for model “Blood-Bank E” max. power 500 W
 6 power outlet base for model “Blood-Bank F” max. power 500 W
 Inner air circulation for a more temperature homogeneity.
 Temperature sensors located in similar conditions to platelet bags.
 Circular graphic register built-in.
 Microprocessor temperature control that allows configuration and visualization of the following parameters by means of the display:
 - SET adjustment.
 - Alarm adjustment.
 - Calibration.



Graphic recorder

OPTIONAL COMPLEMENTS

ETHERNET thermometer module

Temperature Record, with control of programmable warnings and graphic representation. It must be installed at the factory.
 ETHERNET connection is needed at the place of use.

Part No: **2101627**

Data logger with digital display

PT100 type probe with two meters of cable. Measuring range of -100 °C. at +200 °C. With GSM module for data transmission.

Part No. **2101520**

SPARE PARTS

For 2101511. Part No. **1001862** Additional tray.

For 2101513. Part No. **1001863** Set 2 trays + additional central guide

MODELS	Part No.	Capacity litres	Capacity stirrers	Height / Width / Depth (interior) cm	Height / Width / Depth (exterior) cm	Power W	Power HP	Number of shelves	Weight Kg
Blood Bank E	2101511	560	2 x APL-54	153 54 66	213 80 79	497	3/8	4	165
Blood Bank F	2101513	1240	4xAPL-54 o 2xAPL-108	153 124 68	213 139 79	1034	5/8	8	212

They are supplied with trays and wheels.



Blood bank refrigerated cabinets “Blood Bank” A, C and D

FORCED AIR CIRCULATION. FIXED TEMPERATURE +4 °C. STABILITY ±1.5 °C. RESOLUTION 1 °C.
SEVEN DAYS GRAPHIC TEMPERATURE REGISTER.
CAPACITIES FROM 80 TO 480 BLOOD BAGS.



NEW DESIGN

SAFETY:

ALARMS SYSTEMS VISUAL AND ACOUSTIC: LOW TEMPERATURE (+2°C), OVER TEMPERATURE (+6°C), DOOR OPEN, MAINS FAILURE. INDEPENDENT BATTERY BACKUP GRAPHIC TEMPERATURE REGISTER. 7 DAY RECORDER, AUTONOMY 6 MONTHS. ACOUSTIC ALARM ON ALL FAIL CONDITIONS. REMOTE ACOUSTIC ALARM.



Model A



Model C



Model D

APPLICATIONS

AISI 304 storage cabinets specifically designed and manufactured for blood bag storage.

COMMON FEATURES

Model A: interior furniture in painted aluminum and base in stainless steel AISI 304, exterior in white enameled steel.

Models C and D: Stainless steel. AISI 304. external cabinet and interior lining.

Double glazed antimist, reversible lockable door, easy to change, self close door if left ajar. Hermetically sealed compressor mounted on shock absorbers with evaporator and forced air condenser.

Fan air circulation maintaining homogeneous temperature distribution.

Temperature sensors are located and calibrated to read simulated blood bag conditions.

Independently powered circular graphic register.

Microprocessor controlled temperature control via a display that can configure the following parameters:

- Adjust SET.
- Adjust alarm.
- Calibration.



Graphic recorder

OPTIONAL COMPLEMENTS

ETHERNET thermometer module

Temperature Record, with control of programmable warnings and graphic representation. It must be installed at the factory.

ETHERNET connection is needed at the place of use.

Part No. **2101627**

Data logger with digital display

PT100 type probe with two meters of cable. Measuring range of -100 °C. at +200 °C. With GSM module for data transmission.

Part No. **2101520**

SPARE PARTS

For 2101519. Part No. **1001864** Additional tray.

For 2101512. Part No. **1001862** Additional tray.

For 2101514. Part No. **1001863** Set 2 trays + additional central guide

MODELS	Part No.	Capacity litres	Capacity bags	Height / Width / Depth (interior) cm			Height / Width / Depth (exterior) cm			Power W	Power HP	Number of shelves	Weight Kg
Blood Bank A	2101519	235	80	109	51	55	156	61	62	300	1/7	4	90
Blood Bank C	2101512	560	200	153	54	66	213	80	79	497	3/8	4	165
Blood Bank D	2101514	1240	480	153	124	68	213	139	79	1034	5/8	8	212

They are supplied with trays and wheels.



Model C

OPTIONAL ACCESSORIES,

Metallic drawers, to be ordered separately.

Modular rack system of drawers, divided into compartments and subdivided by plastic dividers for different bag classification, bags are placed upright longitudinal.

Blood Bank A,

System of 4 drawers for 18 bags per drawer. Capacity 72 bags.

Part No. **1001508**

Blood Bank C,

System of 6 drawers for 40 bags per drawer. Capacity 240 bags.

Part No. **1001507**

Blood Bank D,

System of 12 drawers (6 in each compartment) for 40 bags per drawer. Capacity 480 bags.

Part No. **1001506**



Detailed image of the drawers with dividers.

SPARE PARTS

Brackets and shelves

For Bloodbank code 2101499 / 2101500

Brackets - 4 units **1001801**

Shelves **1001806**

Each shelf requires 4 brackets.



Shaking monitor for blood collection "HED02"

FOR BAGS BLOOD COLLECTION PROCESSES. SWINGING PLATFORM.

FEATURES

HED02 is a digital blood collection monitor, created to control and monitoring blood collection processes. It has been designed to perform simple, precise and accurate operations.

It is composed of:

- Easily removable tray.
- Wired or wireless interface networking.
- Automatic clamp closing at the end of the donation.
- Automatic tare calculation.
- Real time monitoring of the donation showed on the digital display.
- Stand alone mode (operating with rechargeable battery). 8 hours life.
- Tube sensor presence.

Power supply: 110-220V / 50-60 Hz.

MODEL

Part No.	Max weight Capacity g	Precision g	Resolution g	Height / Width / Depth (external) cm	Power W	Weight Kg
5010000	999	± 3	1	19 32 32	60	5

It is supplied with a transport suitcase.



ACCESSORIES

Barcode reader Hedo-2. Part No. **5010003**

Alarm lamp pool Hedo-2. Part No. **5010004**



Plasma and HPC "PL-3" dry air defroster

EASY CLEANING WITH INCORPORATED STERILIZATION SYSTEM.
3 BAGS CAPACITY.
CONSTANT TEMPERATURE OF 37°C. STABILITY ±1.

NEW



SAFETY:

SAFETY THERMOSTAT THAT DISCONNECTS THE BATH IN CASE OF OVERTEMPERATURE. PROTECTION DEVICE WITH AUTO DISCONNECTION IN CASE OF DOOR OPENING. VISUAL ALARM OF ELECTRICAL SUPPLY CUTTING.

Soft swing agitation



FEATURES

ABS external case and AISI 304 stainless steel interior.
Swing agitation.
Temperature motorization with direct reading of the bags by infrared.
Temperature reading dual system.
No additional measuring equipment is required.
USB output for data logging.
Fast tempering function button.

CONTROL PANEL

3.5 inch TFT touch screen:

Start-up switch.
Quick temper button.
Time and temperature reading screen. Sterilization button.



MODEL	Part No.	Capacity bags	Height/Width/Depth (exterior) cm			Power W	Weight Kg
PL-3	3001252	3	30	41	54	5000	20

COMECTA Blood bags tube automatic sealer "Sealcom-B"

FOR TUBES FROM Ø 3 TO 6MM.

FEATURES

Metal epoxy covered external case.
AISI 304 stainless steel sealing head.
A microprocessor provides an automatic sealing by dielectric heating when inserting part of the tube in the piston.
Sealing time from 1 to 2 seconds.

CONTROL PANEL

Main switch, with light indicator.
Light indicating operation, sealing and end of sealing.

MODEL

Part No.	Sealing width mm Ø	Height / Width / Depth (exterior) cm			Power sealing W	Weight Kg
5800060	3 to 6	15	16	34	400	7



COMECTA Manual plasma extractor "PR-B"

EASY TO USE
MANUAL SYSTEM THAT ACCEPTS ALL KINDS OF PLASMA BAGS.
TRANSPARENT PLATFORM FOR VISUAL CONTROL OF THE PLASMA.
STAINLESS STEEL AISI 304 CABINET.

MODEL

Part No.	Height / Width / Depth (exterior) cm			Weight Kg
5800061	25	17	30	2,6



BATHS: WATER AND OIL, DRY BLOCKS AND ULTRASONIC



Water and oil baths with analogue control	pages 84 to 86
Sand baths	page 85
Circulation pump	page 85
Water and oil baths with digital control	pages 86 to 89
Histology paraffin bath	page 90
Bank of water and oil baths	page 91
Precise shaking baths	page 91 and 92
Microprocessor control	
Viscometer bath	page 92
Ultrasonic cleaning baths	page 93 to 95

*"The entrepreneur always searches for change, responds to it, and exploits it as an opportunity."
Peter Drucker*



BATHS; WATER AND OIL, SAND, AND ULTRASONIC

Summary table of the different models

QUICK OVERVIEW



BATHS WATER / OIL Range	Model	Control	Safety thermostat	CAPACITY / PART No.					Stability	RS-232
				1.5 litres	1 litre	4 litres	2.5 litres	2.5 litres		
+30 ... 110 °C	Aquaterm	Thermostat	No	3000916					±2 °C	No
					1 litre					
+30 ... 110 °C	Baher	Thermostat	No	7000540					±3 °C	No
					4 litres					
+40 ... 80 °C	Termofin	Thermostat	No	3000459 (Paraffin)					±1 °C	No
					2.5 litres					
+5 ... 110 °C	Univeba	Thermostat	Yes	3000400					±1 °C	No
					2.5 litres					
+5 ... 200 °C	Univeba	Thermostat	Yes	3000401					±2 °C	No
					11 litres					
+5 ... 110 °C	Termobat	Thermostat	Yes	3000587					±2 °C	No
					11 litres					
+5 ... 200 °C	Termobat	Thermostat	Yes	3000588					±3 °C	No
					2 litres	5 litres	12 litres	20 litres	45 litres	
+5 ... 110 °C	Precistern	Thermostat	Yes	6000137	6000138	6000140	6000141	6000142	±1 °C	No
+5 ... 200 °C	Precistern	Thermostat	Yes	6000385	6000386	6000387	6000388	6000389	±2 °C	No
+5 ... 99.9 °C	Precisdig	Digital μ	Yes	-	6001120	6001121	6001122	6001123	±0.1 °C	No
+5 ... 200 °C	Precisdig	Digital μ	Yes	-	6001220	6001221	6001222	6001223	±0.5 °C	No
+5 ... 80 °C	Agibat-20	Digital μ	Yes	-	-	-	6032015	-	±0.5 °C	No
					160 litres	220 litres				
+5 ... 99.9 °C	Precisbig	Digital μ	Yes	6001240	6001241				±2 °C	No
					2x2 litres	4x2 litres	6x2 litres			
+5 ... 200 °C	Precisbat	Thermostat	No	6001462	6001472	6001482	-	-	±2 °C	No
Baths with stirring or shaking				27 litres						
+5 ... 99.9 °C	Unitronic Reciprocating	Digital μ	Yes	6032011 (Shaker bath)	-	-	-	-	±0.05 °C	Yes
0 ... 99.9 °C	Unitronic Reciprocating C	Digital μ	Yes	6001173 (Shaker bath)	-	-	-	-	±0.05 °C	Yes
Baths for viscometers										
+5 ... 100 °C	VB-1423	Digital	Yes	-	-	-	3001423	-	±0.05 °C	No

μ : with microprocessor. +5 indicates ambient temperature +5 °C.

Sand baths						
	Model	Control	Height / Width / Depth (usable) cm		Height / Width / Depth (usable) cm	
... +400 °C	Combi-Sand	Electronic 5	18	38	5	30 30
Part No.			6000708			6000709
Ultrasonic cleaning baths with heating and with digital electronic regulation.						
Part No.	Capacity litres	Height / Width / Depth (usable) cm			Power heater W	
3000865	5	15	24	14	75	
3000866	6	15	30	15	75	
3000867	10	15	30	24	225	
3000868	22	15	50	30	375	
3000864	30	20	50	30	900	

Ultrasonic cleaning baths without heating			
Part No.	Capacity litres	Height / Width / Depth (usables) cm	
3000512	1	6	14 14
3000683	2,6	9	23 13
3001208	4	10	30 14
3000513	6	15	30 14
3000837	6,5	14	24 Ø
3000617	9	15	50 14
3000514	9	15	30 23
3000515	20	15	50 30



Water bath "Aquaterm"

ADJUSTABLE TEMPERATURE FROM 30 °C TO 110 °C. STABILITY ± 2 °C.

Economic option

FEATURES

AISI 304 stainless steel tank with epoxy coated base.
Heater element embedded in high temperature, corrosive resistant INCOLOY.

CONTROL PANEL

Temperature regulator thermostat switch, synchronised with an indicator lamp.

MODEL

Part No.	Capacity litres	Ø (usable) cm	Height cm	Ø (exterior) cm	Height cm	Power W	Weight Kg
3000916	1.5	20	11.5	22	20.5	640	1.3



ACCESSORIES IN AISI 304. STAINLESS STEEL

Perforated shelf.

Part No. **6000998**

Flat Lid with 5 concentric ring set.

Part No. **3000917**



Boiling bath "Baher"

ADJUSTABLE TEMPERATURE FROM 30 °C TO 110 °C. STABILITY ± 3 °C.

FEATURES

Rapid boiling (6-7 minutes).
AISI 304 stainless steel tank and epoxy coated base.
Heater element embedded in INCOLOY stainless steel.

CONTROL PANEL

Temperature regulator thermostat switch, synchronised with an indicator lamp.

MODEL

Part No.	Capacity litres	Ø (usable) cm	Height cm	Ø (exterior) cm	Height cm	Power W	Weight Kg
7000540	1	14	11	15	19	640	1



ACCESSORIES MADE OF STAINLESS STEEL

Lid with bakelite handle.

Part No. **7000572**

Rack 24 haemolysis tubes up to 13 mm diameter.

Part No. **7004002**

Rack for 24 tubes up to 18 mm diameter.

Part No. **7000541**

Perforated shelf.

Part No. **6000033**



Water and oil baths "Univeba"

WATER BATH: ADJUSTABLE TEMPERATURE FROM AMBIENT +5 °C TO 110 °C STABILITY ± 2 °C.

OIL BATH: ADJUSTABLE TEMPERATURE FROM AMBIENT +5 °C TO 200 °C STABILITY ± 3 °C.

SAFETY:

CONFORMS TO THE DIN STANDARD 12877 BY INCORPORATING A MANUALLY RESET OVER TEMPERATURE SAFETY CUT-OUT.

APPLICATIONS

To be used with a rotary evaporator or as a stand alone Bains Marie bath.

FEATURES

Tank interior and exterior case made of AISI 304 stainless steel. The heater element is embedded in a protective INCOLOY stainless steel shield.

CONTROL PANEL

Illuminated main power switch indicator lamp. Hydraulic temperature thermostat regulator synchronised with an indicator lamp. Safety thermostat cut out indicator lamp.



MODELS

Part No.	Maximum Temperature °C	Capacity litres	Ø (usable) cm	Height cm	Height / Width / Depth (exterior) cm	Power W	Weight Kg
3000400	110	2.5	18	13	19 22 27	390	4
3000401	200	2.5	18	13	19 22 27	640	4

ACCESSORIES MADE OF STAINLESS STEEL

1- Heating element cover shelf.

Part No. **6000033**

2- Reduction ring cover lid of 110, 80, 60 and 37 mm Ø. With a thermometer location hole in the lid. Part No. 7004001

3- Tube rack for 24 haemolysis tubes up to 13 mm Ø.

Part No. **7004002**

4- Tube support rack for 24 tubes up to 18 mm Ø.

Part No. **7000541**

5- Thermometer.

Part No.

1000100 up to 100 °C.

1095250 up to 250 °C.



Water and oil baths “Termobat”

ADJUSTABLE TEMPERATURE FROM AMBIENT+5 °C TO 110 °C. STABILITY ±2 °C TO 200 °C. STABILITY ±3 °C.

SAFETY:

CONFORMS TO THE DIN STANDARD 12877 BY INCORPORATING A MANUALLY RESET OVER TEMPERATURE SAFETY CUT-OUT.

APPLICATIONS

To be used with a rotary evaporator for flasks up to 10 litres or as a stand alone bain marie.

FEATURES

Tank interior made of AISI 304 stainless steel, with an epoxy coated base.

The heater element is embedded in a protective INCOLOY stainless steel shield.

CONTROL PANEL

Main power switch, with luminous indicator lamp.

A hydraulic temperature thermostat regulator is synchronised with an indicator lamp.

MODELS

Part No.	Maximum Temperature °C	Capacity litres	∅ (usable) cm	Height cm	∅ (exterior) cm	Height cm	Power W	Weight Kg
3000587	110	11	29	17	29	25	2100	5.5
3000588	200	11	29	17	29	25	2100	5.5

Large capacity



ACCESSORIES MADE OF AISI 304 STAINLESS STEEL

Reduction ring cover lid of 210, 180, 145, 115 and 80 mm ∅. With a location hole for a thermometer.

Part No. **7000589**



Heater element cover shelf.

Part No. **6000055**



Thermometer.

Part No.

1095100 up to 100 °C.

1095250 up to 250 °C.



Sand baths “Combiplac-Sand”

ADJUSTABLE PLATE TEMPERATURE UP TO 400 °C.

FEATURES

Electronic energy heater controller. The steel hotplate surface has an evenly distributed heater element providing homogeneous heat distribution.

The non warping AISI 304 stainless steel sand bath can be easily removed for cleaning.

The Hotplate can be used independently without the sand bath. The hotplate casing is made of AISI 304 stainless steel.

CONTROL PANEL

Mains power switch with luminous “On” indicator lamp.

Electronic heater power control between 0 to 100 %.

Heater operation indicator lamp.

The back of the unit is fitted for an electronic thermometer “Sensotherm” or digital electronic controller “Electemp-TFT” described under regulators and controllers (see page 293).

MODELS

Part No.	Height / Widht/ Depth (usable) cm	Height / Widht / Depth (exterior) cm	Power W	Weight Kg
6000708	5 18 38	18 22 41	2300	13
6000709	5 30 30	21 32 35	2800	15



NEW DESIGN



Circulation pump “Ciragit”

FEATURES

The unit can be adjusted to fit most tanks or baths, can be submerged and held in position by an adjustable height support clamp.

Circulation pump allowing external circulation of liquids. ON/ OFF illuminated power switch with light when on.

SPECIFICATIONS

OUTPUT water:

20 °C , 12 l/ min.- 150 mbar

OUTPUT silicon oil:

50 °C 4 l/min.- 130 mbar

Dimensions:

9.5 x 12.5 x 23 cm

Power: 30 W

Weight: 2.5 Kg.

Part No. **3000402**





Water and oil baths “Precisterm”

ADJUSTABLE TEMPERATURE RANGE FROM AMBIENT +5 °C UP TO 110 °C, STABILITY ±1 °C.

ADJUSTABLE TEMPERATURE RANGE FROM AMBIENT +5 °C UP TO 200 °C, STABILITY ±2 °C.

Extensive range of sizes and accessories

Stainless steel interior and external case



FEATURES

Capacity; from 2 litres up to 45 litres.

Double skinned tank of AISI 304 stainless steel with an exterior case of AISI 304 stainless steel.

Heating elements embedded in INCOLOY heat and corrosion resistant stainless steel.

CONTROL PANEL

Illuminated mains power switch.

Hydraulic thermostat temperature control, synchronised with the “ON” indicator lamp.

Safety thermostat cut out indicator lamp.

MODELS

Part No.	Maximum Temperature °C	Capacity litres	Height / Widht / Fondo (usable) cm			Height / Widht / Depth (exterior) cm			Power W	Weight Kg
6000137	110	2	15	15	13	20	20	27	390	3.5
6000385	200	2	15	15	13	20	20	27	640	3.5
6000138	110	5	15	30	14	20	37	27	600	6
6000386	200	5	15	30	14	20	37	27	1110	6
6000140	110	12	15	30	30	20	40	42	1100	8
6000387	200	12	15	30	30	20	40	42	1400	8
6000141	110	20	15	48	30	20	58	42	1500	10
6000388	200	20	15	48	30	20	58	42	2100	10
6000142*	110	45	15	62	50	22	69	62	2400	18
6000389*	200	45	15	62	50	22	69	62	3800	18

All water baths are supplied with heating elements protection shelf.

* With built in drain tap.

SAFETY:

DIN 12877 STANDARD.

THE UNIT WILL CUT OUT IF THERE IS INSUFFICIENT LIQUID OR IF THE BATH TEMPERATURE EXCEEDS THE SET TEMPERATURE.

A MANUAL RESET ADJUSTABLE TEMPERATURE SAFETY THERMOSTAT IS PLACED AT THE BACK OF THE UNIT.



ACCESSORIES. See page 89.



Water and oil baths “Precisdig” with or without anti-evaporation folding lid

DIGITAL CONTROL AND DISPLAY OF TEMPERATURE AND TIME.

ADJUSTABLE TEMPERATURE RANGE FROM AMBIENT+5 °C TO 99.9 °C, STABILITY ±0.1 °C, HOMOGENEITY ±1 °C.

ADJUSTABLE TEMPERATURE RANGE FROM AMBIENT+5 °C TO 200 °C, STABILITY±0.5 °C, HOMOGENEITY ±2.5 °C.

SAFETY: DIN 12877 STANDARD. THE UNIT WILL CUT OUT IF THERE IS INSUFFICIENT LIQUID OR IF THE BATH TEMPERATURE EXCEEDS THE SET TEMPERATURE. A MANUAL RESET ADJUSTABLE TEMPERATURE SAFETY THERMOSTAT IS PLACED AT THE BACK OF THE UNIT.

Programmable temperature and time. Interior and exterior made from Stainless steel

NEW
DESIGN



FEATURES

Double skinned tank of AISI 304 stainless steel with an external case of AISI 304 stainless steel.

Heating elements embedded in INCOLOY heat and corrosion resistant stainless steel.

Comes complete with drain tap.



CONTROL PANEL

General switch with signal lamp.

1. Heating indicators; open thermostat; failure.
2. Reading display (temperature or time).
3. Setpoint value display (temperature or time).
4. Visualization mode change.
5. Increase value.
6. Decrease value.
7. Start / stop button.

MAKROLON® FOLDING LID PROPERTIES

Due to its transparency, you can visualize the bath's inside. It improves temperature stability, and restricts evaporation and pollution

MODELS

Part No.	Temperature maximum °C	Capacity litres	Height / Width / Depth (usable) cm	Height / Width / Depth (exterior) cm	Power W	Weight Kg
6001120	99,9	5	15 30 14	20 37 27	600	6
6001220	200	5	15 30 14	20 37 27	1100	6
6001121	99,9	12	15 30 30	20 40 42	1100	8
6001221	200	12	15 30 30	20 40 42	1400	8
6001122	99,9	20	15 48 30	20 58 42	1500	10
6001222	200	20	15 48 30	20 58 42	2100	10
6001123	99,9	45	15 62 50	20 69 62	2400	18
6001223	200	45	15 62 50	20 69 62	3800	18

All baths with heating shelf and drainage. Faucet included.

MODELS WITH MAKROLON® FOLDING LID

Part No.	Temperature maximum °C	Capacity litres	Height / Width / Depth (usable) cm	Height / Width / Depth (exterior+lid) cm	Power W	Weight Kg
6001131	99,9	12	15 30 30	40 40 42	1100	8
6001132	99,9	20	15 48 30	40 58 42	1500	10
6001133	99,9	45	15 62 50	40 69 62	2400	18

All baths with heating shelf and drainage. Faucet included.

ACCESSORIES. See page 89.



Water bath with inner stirring "Agibat-20" with digital control and display of temperature and time

ADJUSTABLE TEMPERATURE RANGE FROM AMBIENT +5°C UP TO 80°C. STABILITY $\pm 0.1^\circ\text{C}$.
SET TEMPERATURE ACCURACY $\pm 1^\circ\text{C}$, WORKING TEMPERATURE PRECISION 0.1°C .

SAFETY: DIN 12877 STANDARD. THE UNIT WILL CUT OUT IF THERE IS INSUFFICIENT LIQUID OR IF THE BATH TEMPERATURE EXCEEDS THE SET TEMPERATURE. A MANUAL RESET ADJUSTABLE TEMPERATURE SAFETY THERMOSTAT IS PLACED AT THE BACK OF THE UNIT.

J.P.Selecta original model. More space. More accuracy. Economical.

FEATURES

Double skinned tank, inner case made of AISI 304 stainless steel.
External case of AISI 304 steel.
Submerged heating elements in INCOLOY special alloy.
It comes complete with drain tap.

STIRRING SYSTEM

These baths have an aspiration and outflow internal circulation pump which allow a constant flow stirring.
Flow: 8 litres per minute.

CONTROL PANEL

See page 87.
Three positions switch: only heater, heater + stirring and start/stop.

MODEL WITH MAKROLON® FOLDING LID

Due to its transparency, you can visualize the bath's inside.
It improves temperature stability, and restricts evaporation and pollution.



NEW DESIGN

Model with Makrolon® lid



Stirring detail by internal circulation pump.

MODELS

Part No.	Lid Makrolon®	Maximum Temp °C	Litres Capacity	Height/Width/Depth (usable) cm	Height/Width/Depth (exterior) cm	Power W	Weight Kg
6032015	Yes	80	20	15 48 30	40 58 52	2100	11
6032016	No	80	20	15 48 30	40 58 42	2100	12

ACCESSORIES.

See page 89.

All baths with heating shelf and drainage. Faucet included.



Big capacity water baths "Precisbig"

DIGITAL CONTROL AND DISPLAY OF TEMPERATURE AND TIME.

ADJUSTABLE TEMPERATURE RANGE FROM AMBIENT +5 °C TO 99,9 °C. STABILITY: $\pm 0,2^\circ\text{C}$. HOMOGENEITY $\pm 2^\circ\text{C}$.

NEW

SAFETY: DIN 12877 STANDARD. THE UNIT WILL CUT OUT IF THERE IS INSUFFICIENT LIQUID OR IF THE BATH TEMPERATURE EXCEEDS THE SET TEMPERATURE. A MANUAL RESET ADJUSTABLE TEMPERATURE SAFETY THERMOSTAT IS PLACED AT THE BACK OF THE UNIT.

Programmable temperature and time. Interior and exterior made from Stainless steel

FEATURES

Double skinned tank of AISI 304 stainless steel with an external case of AISI 304 stainless steel.
Heating elements embedded in INCOLOY heat and corrosion resistant stainless steel.

CONTROL PANEL

See page 89.

MODELS

Part No.	Temperature maximum °C	Capacity litres	Height / Widht / Depth (usable) cm	Height / Widht / Depth (exterior) cm	Power W	Weight Kg
6001240**	99,9	160	40 80 50	96 100 70	9000	130
6001241**	99,9	220	40 110 50	96 140 70	9000	160

All baths with heating shelf and drainage. Faucet included.

Due to their power consumption are manufactured for three phase 380 V. 4 wheels and gable lids included.

ACCESORIES

Gable lid for bath 6001240. Part No. **6000715** Gable lid for bath 6001241. Part No. **6000716**
Silicone oil 4 liters. Temperature up to 300 °C. Viscosity 50 mm²/s at 25 °C. Melting point 318 °C. Part No. **1000027**



ACCESSORIES FOR “PRECISTERM”, “PRECISDIG” AND “AGIBAT-20”

Suitable for all “PRECISTERM”, “PRECISDIG” and “AGIBAT-20” models.



Removable constant liquid level.
Part No. **6001400**
Note: Not compatible with gale and Makrolon® lid.



Fixed, constant liquid level.
Part No. **6000123**

Only for baths model “PRECISTERM”



Thermometer support with locking screw (up to 40 mm).
Part No. **6000896**



Thermometer.
Part No.
1000120 up to 100 °C.
1000872 up to 120 °C, extra long, suitable for Gable lid.
1095250 up to 200 °C, extra long, suitable for Gable lid.

1. Gable lid with thermometer location position hole.
2. Flat lid with concentric reduction rings of 105, 80, 60 and 37 mm Ø. With thermometer location position hole.
Note: The perforated lid avoids the lock of the Makrolon® folding lid.
3. Support frame for tube racks.
4. Tube Racks various tube diameters available.



Capacity litres	Model code AGIBAT-20	Model code PRECISTERM	Model code PRECISDIG	1 Gable lid	2 Lid with concentric reduction rings	3 Support frame
2		6000137 - 6000385		-	6003231 1 place	-
5		6000138 - 6000386 - 6001120* - 6001220*		6000710	6003232 2 places	1001199
12		6000140 - 6000387 - 6001121* - 6001221*		6000711	6003234 4 places	1001200
20	6032012*6032013*	6000141 - 6000388 - 6001122* - 6001222*		6000712*	6003236 6 places	1001201
45		6000142* - 6000389* - 6001123* - 6001223*		6000714	6001603 12 places	1001205

* Comes complete with drain tap. * For all baths except those carrying Makrolon® lid.

Capacity litres	for PRECISDIG baths with Makrolon® lid	2 Lid with concentric reduction rings	3 Support frame
12	6001131	6003234 4 places	1001200
20	6001132	6003236 6 places	1001201
45	6001133	6001603 12 places	1001205

4 Tube racks (requires support frame)									
Part No.	Tube Ø mm	Number of tubes per rack	Rack Dimensions Height / Width / Depth (usable) cm			Number of racks by bath capacity litres			
						5	12	20	45
1001202	13	36	8	8.2	23.6	1	3	5	10
1001203	16	24	8	8.2	23.6	1	3	5	10
1001204	20	24	8	8.2	23.6	1	3	5	10



Stabilising rings “circum” prevents flasks from floating when placed in a water bath. Suitable for all types of flasks, erlenmeyers, etc. See page. 176.



Silicone oil 4 liters. Temperature up to 300°C. Viscosity 50 mm²/s at 25 °C. Melting point 318 ° C. Part No. **1000027**



Histology paraffin section mounting bath "Termofin"

ADJUSTABLE TEMPERATURE FROM 40 °C TO 80 °C.
STABILITY ± 1 °C.

APPLICATIONS

Suitable for the fusion and preservation of paraffin wax in a liquid state that enables the user to see the floated sections.

FEATURES

Aluminium inner tank and lid with a P.T.F.E. matt black coating. Thermometer location hole in the lid to read temperature.

CONTROL PANEL

Mains power ON/OFF switch. Hydraulic temperature thermostat regulator synchronised with an indicator lamp.

MODEL

Part No.	Capacity litres	Ø (usable) cm	Height cm	Ø (exterior) cm	Height cm	Power W	Weight Kg
3000459	4	25	10	34	14	430	2.3

Comes complete with lid and thermometer.

P.T.F.E. coated



ACCESSORY

Thermometer support (can only be used without the lid).

Part No. **6004591**

NOTE: Wax dispenser (see page 217).



Bank of oil and water baths "Precisbat"

ADJUSTABLE TEMPERATURES FROM AMBIENT +5 °C UP TO 200 °C, STABILITY ± 2 °C.
INDEPENDENT TEMPERATURE CONTROL FOR EACH POSITION.

FEATURES

Inner vessel made of AISI 304 stainless steel with the external case made of AISI 304 stainless steel.

The heater element is embedded in stainless steel INCOLOY alloy, that is corrosion and heat resistant.

Each position has a lid with concentric reduction rings of; 105, 80, 60 and 40 mm in Ø.

An adjustable support frame is mounted at the back of the unit to facilitate the mounting and support of flasks, condensers and other apparatus, etc.


Capacity: 2 litres per position.

CONTROL PANEL

Independent control for each position.

Mains ON/OFF with luminous "ON" indicator lamp for each position.

Hydraulic thermostat temperature control synchronised with the "ON" indicator lamp.



MODELS

Part No.	Temperature maximum °C	Number of places	Height / Width / Depth (usable each position) cm			Height / Width / Depth (exterior) cm			Power W	Weight Kg
6001462	200	2	12	14	12	19	35	29	1300	5.5
6001472	200	4	12	14	12	19	67	29	2560	10
6001482	200	6	12	14	12	19	100	29	4200	15

ACCESSORIES



Perforated shelf (One per tank) made of AISI 304 stainless steel. Part No. **6000011**



Clamp for supporting flasks and condensers. Part No. **7000403**



Thermometer up to 220 °C. Part No. **1095250**




Bosshead for supporting clamps. Part No. **1000069**

Silicone oil 4 liters. Temperature up to 300°C. Viscosity 50 mm²/s at 25 °C. Melting point 318 °C. Part No. **1000027**



Precise reciprocal shaking baths controlled by microprocessor “Unitronic Reciprocating Shaking Bath” and with refrigeration “Unitronic Reciprocating Shaking Bath C”



UNITRONIC RECIPROCATING SHAKING BATH LINEAR: TEMPERATURE RANGE FROM AMBIENT +5 °C TO 99.9 °C.
UNITRONIC RECIPROCATING SHAKING BATH C LINEAR: TEMPERATURE RANGE FROM 0 °C TO 99.9 °C.
STABILITY ±0.05 °C HOMOGENEITY ±0.1 °C, SET TEMP. ERROR ±1 °C, RESOLUTION 0.1 °C.

SAFETY:

DIN 12877 STANDARD. THE UNIT WILL CUT OUT IF THERE IS INSUFFICIENT LIQUID OR IF THE BATH TEMPERATURE EXCEEDS THE SET TEMPERATURE. A MANUAL RESET ADJUSTABLE TEMPERATURE SAFETY THERMOSTAT IS PLACED AT THE BACK OF THE UNIT.

Reciprocal linear agitation, controllable from 10 to 100 oscillations per minute

Controllable time from 1 minute to 99 hours 59 minutes

MICROPROCESSOR CONTROL WITH DIGITAL DISPLAY AND PUSH BUTTON TEMPERATURE, SPEED AND TIME SELECTION. RS-232 INTERFACE FOR PRINTER OR COMPUTER OUTPUT.



APPLICATIONS

Cell culture and biological samples, yeasts and general applications that require stable and reproducible temperatures.

COMMON FEATURES

Linear motion sliding tray from 10 to 100 oscillations per minute, with a variable stroke length of 32 or 46 mm.

Digital display and selection of temperature, oscillations and time.

Temperature sensor: thermo-resistant Pt100.

Rack frame support made of AISI 304 stainless steel incorporated in the tank that can accommodate a selection of flasks and racks.

Internal tank made of AISI 304 stainless steel with an external case of AISI 304 stainless steel.

Built in drain tap.

Ventilated hermetically sealed compressor for refrigeration in the “Unitronic - C”.

CONTROL PANEL

1. Mains power switch.
2. LCD screen that shows:
 - Temperature, oscillations per minute and time.
 - Alarms: set temperature and probe failure.
 - Configuration: °C or °F, temperature calibration and set working temperature limits.
3. Push button Start/ Stop.
4. Push button to decrease value.
5. Push button to increase value.
6. Push button for parameter selection: temperature, strokes per min. and time.
7. Push button for configuration.



“Unitronic Reciprocating Shaking Bath”

“Unitronic Reciprocating Shaking Bath C” Refrigerated Bath



MODELS

	Part No.	Capacity litres	Height / Width /Depth (bath) cm	Height / Width /Depth (support carriage) cm	Height / Width /Depth (exterior) cm	Power W	Weight Kg
UNITRONIC RECIPROCATING	6032011	27	18 48 29	17 35 24	30 74 40.5	1500	25
UNITRONIC RECIPROCATING-C	6001173	27	18 48 29	17 35 24	30 74 63.5	1750	43

ACCESSORIES FOR UNITRONIC RECIPROCATING SERIES



Support Platform for Erlenmeyer flasks.

Made of AISI 304 stainless steel with location holes for various configurations of Erlenmeyer flask clip supports. Sizes: 50, 100, 250, 500 and 1000 ml.

Part No.	Width /Depth (platform) cm		No. of flasks and capacity per platform					Weight Kg
			50 ml	100 ml	250 ml	500 ml	1000 ml	
3001004	23.5	34.5	20	12	6	6	3	1



Racks: made of AISI 304 stainless steel.

Capacity: 2 racks.

Part No.	Tube Ø mm	No tubes per rack	Height / Width /Depth (rack) cm		
1001233	13	70	8.5	11	34
1001234	16	48	8.5	11	34
1001235	20	48	8.5	11	34



Adapter clips for Erlenmeyer flasks.

Made of tempered stainless steel.

Part No.

1001003	Adapter for	50 ml.
1000978	Adapter for	100 ml
1000979	Adapter for	250 ml.
1000980	Adapter for	500 ml.
1000981	Adapter for	1000 ml.



Gable Lid: made of AISI 304 stainless steel.

Part No. **6000713**



Precision Viscometer Bath "VB-1423"

DIGITAL TEMPERATURE CONTROL FROM AMBIENT +5 °C TO 100 °C.
STABILITY ±0.1 °C. HOMOGENEITY ±0.1 °C. RESOLUTION 0.1 °C.

SAFETY:

SAFETY THERMOSTAT CONFORMS TO THE DIN 12876. MANUAL RESET.

FEATURES

Temperature sensor; Pt100 thermo-resistor, stainless steel AISI 304 lid with three viscometer locations ports, three independent lids and an additional location port for the control thermometer. The main body of the bath is made of a 20 litre borosilicate glass tank. A white plate is located at the back to help optimize and read the viscometers.

CONTROL PANEL

1. Main power switch with luminous ON.
2. Temperature regulator:
 3. Real time temperature display.
 4. Push button increase value.
 5. Push button decrease value.
 6. Push button configure operation.
7. Safety thermostat safety lamp.



Precise constant temperature Kinematic Viscometer Bath

Manufactured for the calibration of viscometers, conforms to UNE 400313, ISO3105, ASTM 445 & 2515 specifications



MODEL

Part No.	Temperature control range °C	Capacity litres	Height / Ø (tank) cm	Height / Ø (total) cm	Power W	Weight Kg
3001423	amb.+5 up to 100	20	32 30	47 30	1000	8

ACCESSORIES

Universal viscometer support. made from PTFE with stainless steel AISI 304 support. Suitable for the following viscometers :

- Cannon-Fenske for transparent liquids.
- Cannon-Fenske for opaque liquids.
- Ubbelohde.
- Ostwald.
- BS U Tube.
- Cannon-Manning semi-micro.
- Ubbelohde type BS/IP/SL, BS/IP/SL(S) & type BS/IP/MSL.
- DIN Ubbelohde.

Part No. **1001453**

Calibration Chronometers (see page 295).

Thermometers for viscometer baths.

Part No.

1001454	Thermometer ASTM 120C at	38.6 to 41.4 °C	divisions of 0.05 °C.
1001455	Thermometer ASTM 121C at	98.6 to 101.4 °C	divisions of 0.05 °C.
1001456	Thermometer ASTM 91C at	20.0 to 50.0 °C	divisions of 0.1 °C.
1001457	Thermometer ASTM 92C at	40.0 to 70.0 °C	divisions of 0.1 °C.
1001458	Thermometer ASTM 93C at	60.0 to 90.0 °C	divisions of 0.1 °C.
1001459	Thermometer ASTM 94C at	80.0 to 110.0 °C	divisions of 0.1 °C.



Ultrasonic Cleaning Baths “Ultrasons”, “Ultrasons UB-1488”, “Ultrasons-H”, “Ultrasons-HD” and “Ultrasons-P”

FUNDAMENTAL THEORY

The principal of ultrasonic cleaning consists of the use of high frequency sound waves (40 kHz), produced by a generator through a transducer, which propagates them mechanically inside the tank, this produces a cavitation effect which leads to the formation of millions of low pressure microscopical bubbles which carry out molecular cleaning, eliminating impurities, polluting agents and dirt from the parts or material which must be cleaned.

Complex parts can be cleaned without disassembly since the cavitation penetrates wherever the cleaning solution is in contact with the surface.

The generator of these baths is completely transistorised and incorporated, working through the “Sweeping frequency” system, which ensures uniform cavitation at all points of the resonance tank.

COMMON FEATURES

Double bodied tank, made entirely of stainless steel.

Emptying drain, anti-parasite filter, adjustable timer and heating, model dependent.

APPLICATIONS

Laboratories in general: acceleration of chemical reactions, degassing of liquids, cell disruption, cleaning of sieves, pipettes, micro-pipettes, cuvettes, trays, viscometers, decomposition of radioactive substances, etc.

Dentistry: Cleaning of prosthesis, instruments, etc.

Optics: Cleaning of frames, lenses, and contact lenses, etc.

SUMMARY TABLE

Medicine: Cleaning of instruments in general, forceps, probes, scalpels etc.

Jewellery and Watch making: Cleaning of all kind of watches and jewels.

Industry: Cleaning of all electronic components, printed circuit boards, semiconductors, petrol injector sieves and filters, etc.



Ultrasonic bath, Automatic Lift and Dry “Ultrasons-UB-1488”

Selecta original model. Quick dry, without having to control the instrument



MODEL

Part No.	Capacity litres	Height / Width /Depth (usable) cm			Height / Width /Depth (exterior) cm			Generator power W	Power total W	Weight Kg
3001488	6	15	30	14	30	40	34	150	2150	12


Comes complete with basket.

FEATURES

Bath with automatic basket elevator that operates at the end of the time cleaning cycle.

Hot air drying by two-turbine air fans that switch on at the start of the elevation and finalise the complete operation. Waste drain at the front of the instrument.

Removable support basket.



CONTROL PANEL

1. Cleaning time control: 0-15 minutes.
2. Push button drying time: 0-15 minutes.
3. Push button increase value.
4. Push button reduce value.
5. Push button stop / start.
6. Digital timer display.



Ultrasonic cleaning baths "Ultrasons" without heating

3 Part No. 3000513 Cap. 6L

4 Part No. 3000617 Cap. 9L

8 Part No. 3001208 Cap. 4L

7 Part No. 3000515 Cap. 20L



1 Part No. 3000512, Cap. 1L



2 Part No. 3000683 Cap. 2,6 L



5 Part No. 3000837 Cap. 6,5L
(suitable for sieves and filters etc.)



6 Part No. 3000514
Cap. 9L

CONTROL PANEL

Timer switch for 0 -15 minutes or continuous operation. Indicator lamp when the unit is in operation.

MODELS

Part No.	Capacity litres	Height / Width /Depth (usable) cm	Height / Width /Depth (exterior) cm	Generator power W	Timer 0-15'	Waste drain	Weight Kg
3000512 1	1	6 14 14	20 20 18	50	Yes	No	2,5
3000683 2	2,6	9 23 13	22 29 19	100	Yes	No	4
3001208 8	4	10 30 14	24 33 18	100	Yes	Yes	7
3000513 3	6	15 30 14	30 36 20	150	Yes	Yes	9,5
3000837 5	6,5	14 24 Ø	30 27,5 Ø	150	Yes	No	8
3000617 4	9	15 50 14	30 56 20	200	Yes	Yes	10,7
3000514 6	9	15 30 23	30 36 30	200	Yes	Yes	13
3000515 7	20	15 50 30	30 56 36	400	Yes	Yes	22

COMPLEMENT



Detergent "BIO-SEL"

Bio-degradable, phosphate free. Excellent cleaning power just by mixing only 20ml per litre of water. BIO-SEL, in a 2% solution has a 9.7 pH level. Low toxicity. This detergent disperses, emulsifies, segregates, dissolves, suspends and breaks down dirtiness.

1000025 Capacity 1 litre.

1000026 Capacity 4 litres.

1000852 Box of 12 x 1 litre bottles.

1000853 Box of 4 x 4 litres bottles.

Baskets

Lids are not compatible with baskets.

Lid with concentric reduction ring

ACCESSORIES

Baskets and Lids.

Made of AISI 304 stainless steel.

Cleaner model Part No.	BASKET Part No.	BASKETS Height / Width /Depth (cm)	LID WITH CONCENTRIC REDUCTION RING Part No.	Number of positions	LID WITH HANDLE Part No.
3000512	6005123	5 11 11	6005122	1	6005121
3000683	6006833	7 20 12	6006832	1	6006831
3001208	6001209	7 26 13	-	-	6005131
3000513	6005133	12 26 13	6003232	2	6005131
3000837	6008373	13 23 Ø	-	-	6008371
3000617	6005144	12 46 12	6005134	3	6005124
3000514	6005143	13 29 23	6005142	2	6005141
3000515	6005153	13 49 29	6003236	6	6005151



Ultrasonic Bath "Ultrasons-Digit"

5 CYCLES ELECTRONIC DIGITAL TIME CONTROL
CAPACITY 1.4 LITRES

FEATURES

Internal tank made from stainless steel, with minimum and maximum level indicator.

External case, basket and lid made from PVC.

Maximum cleaning power, frequency 42 KHz

MODEL

Part No.	Capacity litres	Height / Width / Depth (usable) cm	Height / Width / Depth (exterior) cm	Power W	Weight Kg
5900650	1.4	6 13 16	15 17 22	70	1.75

Comes complete with basket and see through transparent PVC lid.

CONTROL PANEL

Pushbutton start/ stop

Timer 5 programs selection in seconds:

90" - 180" - 280" - 380" and 480".

Wide application range from jewellery, watches, optical components. Dentistry and general laboratory use.



Model "Elegant".



Heating cleaning bath “Ultrasons-HD”

DIGITAL ELECTRONIC REGULATION OF TEMPERATURE AND TIME
FOR TEMPERATURES FROM AMBIENT +5°C TILL 80°C

Optimum cleaning efficiency



It comes complete with a universal basket, lid with handle and drain device.

Bath Part No. 3000865 (5 Litres capacity) is also supplied with basket for small items.

FEATURES

Double body container, completely made of stainless steel and with waste drain device.

CONTROL PANEL

Illuminated main switch.

Start-stop push button.

Increase/decrease time push button in minutes (from 0' to 99').

Increase/decrease temperature push button in °C.

MODEL

Part No.	Capacity litres	Height/Width/Depth (usable) cm	Height/Width/Depth (exterior) cm	Power Generator W	Power Heater W	Weight Kg
3000865	5	15 24 14	27 31 18	120	75	3,8
3000866	6	15 30 15	27 35 18	180	75	5,8
3000867	10	15 30 24	35 38 28	240	225	8,2
3000868	22	15 50 30	27 58 35	600	375	15
3000864	30	20 50 30	40 58 34	800	900	18



Heated Ultrasonic baths “Ultrasons-H”

AJUSTABLE TEMPERATURE FROM AMBIENT +5 °C HASTA 75 °C.

APPLICATIONS

For long pieces cleaning (especially for pipettes) .



Note: For cleaning long objects whose length may exceed that of the tank, such as tubes, pipettes, etc, it has been proved that they are submitted to the same cavitation effect by introducing them in a test tube filled with liquid and placed vertically in the cleaner.

FEATURES

Evenly distributed heating element, adhered to the tank for maximum heat transfer.

CONTROL PANEL

Adjustable thermostat heater.

Heater “on” indicator lamp.

Timer switch from 0-15 minutes or continuous operation.

In operation on indicator lamp.

MODEL

Part No.	Capacity litres	Height/Width/Depth (usable) cm	Height/Width/Depth (exterior) cm	Power Generator W	Power Heater W	Weight Kg
3000839	9	15 50 14	30 56 20	200	800	11

ACCESSORIES

Basket, Height 12/Width 46/Depth 12 cm. Part No **6005144**

3 Lid with concentric reduction ring. Part No **6005134**

Lid with handle. Part No **6005124**

See page: 92.



Ultrasonic pipette cleaner “Ultrasons-P”

FEATURES

Designed for automatically cleaning and rinsing pipettes, mounted inside a basket, pipettes are ultrasonically cleaned and rinsed.

Minimum rinsing time by using a water siphon action through the inside of the pipettes.

Metallic areas in contact with liquid are made of AISI 316 stainless steel.

The outer casing is made of AISI 304 stainless steel.

Cylindrical vessel in transparent acrylic, with lid to avoid splashing.

Connector (1”) water inlet and siphon-drain tube.

Basket with handle in polypropylene for the easy handling and carrying of the pipettes.

CONTROL PANEL


Timer from 0-15 minutes or continuous operation.

Indicator lamp showing when the bath is in operation.

MODEL

Part No.	Capacity litres	Ø / Height (usable) cm	Height / Width/ Depth (exterior) cm	Power W	Weight Kg
3000910	10	15 64	84 34 40	250	15

IMMERSION THERMOSTATS AND DRY-BLOCKS



Immersion thermostats. Digital & Touch screen control	pages	98 to 103
Circulating ultrathermostat	page	100
Circulating criothermostat	page	100
Bath circulators with thermostatic equipment	pages	101 to 102
Digital & Touch screen control		
Immersion thermostat for baths	pages	103 to 104
Refrigerated units for baths	page	105
Water recirculators	page	105
Thermostat dry-blocks	page	106 to 107
Thermo shakers	page	107 to 108

"It is characteristic of science that the full explanations are often seized in their essence by the percipient scientist long in advance of any possible proof."
John Desmond



THERMOSTAT BATHS AND IMMERSION THERMOSTATS

Summary table of the different models

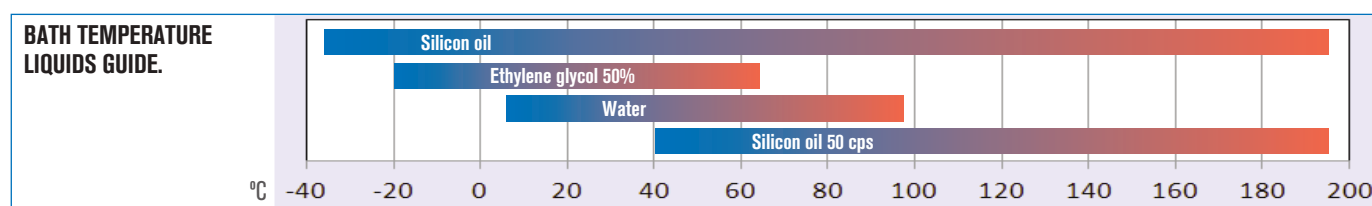


EQUIPMENT FOR STABLE AND PRECISE TEMPERATURE CONTROL.

QUICK OVERVIEW

Range	Model	Part No.	Control	Volume máx. litres	Stability °C	Set error °C	RS-232/USB
+5 ... 100 °C	Termotronic 100	3000540	Digital μ	20	$\pm 0,2$	-	No
+5 ... 150 °C	Digiterm-S-150	3000543	Digital μ	20	$\pm 0,1$	± 1	No
+5 ... 200 °C	Digiterm-TFT-200	3000544	TFT Touch screen μ	20	$\pm 0,1$ $\pm 0,1$	± 2	Yes
0 ... 100 °C	Digit-Cool	3001373	Digital μ	20	$\pm 0,1$ $\pm 0,1$	± 1	RS-232
+5 ... 150 °C	Digiterm-S-150-20	3000548	Digital μ	20	$\pm 0,1$	-	No
+5 ... 150 °C	Digiterm-S-150-27	3000549	Digital μ	27	$\pm 0,1$	-	No
+5 ... 200 °C	Digiterm-TFT-200 20	3000550	TFT Touch screen μ	20	$\pm 0,1$	± 2	Yes
+5 ... 200 °C	Digiterm-TFT-200 27	3000551	TFT Touch screen μ	27	$\pm 0,1$	± 2	Yes
+5 ... 200 °C	Ultraterm-TFT-200	3000545	TFT Touch screen μ	8	to 100 °C $\pm 0,1$ to 200 °C $\pm 0,1$	± 1 ± 2	Yes
-10 ... 100 °C	Frigiterm-TFT-10	3000546	TFT Touch screen μ	8	to 100 °C $\pm 0,1$ to 0 °C $\pm 0,1$ to -10 °C $\pm 0,1$	± 1	Yes
-30 ... 100 °C	Frigiterm-TFT-30	3000547	TFT Touch screen μ	8	to 100 °C $\pm 0,1$ to 0 °C $\pm 0,1$ to -10 °C $\pm 0,2$	± 1	Yes
+5 ... up to 90 °C	Interheater	6001491	Digital	20 l/min.	-	± 1	No
Refrigerated coils							
-20 ... 20 °C	Frigedor	3000778	No controller	20	-	-	No
-20 ... 20 °C	Frigedor-Reg	3001214	Digital	20	$\pm 1,5$	$\pm 1,5$	No
THERMOSTATS DRY-BLOCKS							
Range	Model	Control	Blocks-1	Blocks-3	Blocks-4	Stability	
30 ... 200 °C	Tembloc	Digital μ	7462200	-	-	$\pm 0,75$ °C	With multiple adapters.
30 ... 200 °C	Multiplaces	Digital μ	-	7471200	-	$\pm 0,75$ °C	With multiple adapters.
FIXED 37 °C	Clinic-bloc	-	7001569	-	-	$\pm 0,5$ °C	Capacity 20 tubes of 75 x 13mm. VAC.
+5 ... 100 °C	Bio-bath 2	-	7001562	-	-	$\pm 0,5$ °C	Capacity 15 cuvettes of 10 x 10mm.
+5 ... 60 °C	TRM-4	Digital μ	-	-	5109200	$\pm 0,5$ °C	For 4 microtiter plates.
+5 ... 100 °C	TR100-6	Digital μ	5109100	-	-	$\pm 0,5$ °C	WITH SHAKING. With multiple adapters.

μ : with microprocessor.
+5: ambient +5 °C.





IMMERSION THERMOSTATS WITH DIGITAL AND TOUCH SCREEN CONTROL

The most precise solution for maintaining constant liquid temperatures

SAFETY:

STANDARD DIN 12876.

ADJUSTABLE OVER TEMPERATURE SAFETY THERMOSTAT WITH MANUAL RESET AND LOW LIQUID LEVEL FLOAT SENSOR. (EXCEPT TERMOTRONIC 100)

COMMON FEATURES

- Temperature probe Pt 100.
- Heating element made of stainless steel INCOLOY resistant to high temperatures and corrosive environments.
- Circulation Pump for internal or external temperature control for: (Polarimeters, refractometers and viscometers, etc).
- Cooling coil to maintain ambient temperatures using tap water.
- External metal case in AISI 304 stainless steel.

NEW DESIGN



PARTS THAT ARE IN CONTACT WITH LIQUID

- Safety over temperature thermostat.
- Liquid level float.
- Cooling coil.
- Heating element made of stainless steel INCOLOY that can withstand high temperatures and is corrosion resistant.
- Circulation pump.
- Pump outlet for external circulation.
- Circulating pump outlet.



Outlet nut of the fluid flow fixed in A or B interchangeable:

- A. Internal stirring within the tank.
- B. External circulation.

H₂O FLOW OUTPUT

	Flow l/m
Cuvette inner circulation level	Up to 7,05
External circulation level raised to a meter.	Up to 5,16

Tests made with silicone tubes of 8 mm internal Ø.

TWO DIFFERENT CONTROL SYSTEMS:



Digital display and



TFT touch screen.

DIGITERM-S-150, TERMOTRONIC-100

Specific functions of models with digital screen:

- Real time temperature reading.
- Display resolution 0.1 °.
- Permanent view of set temperature.
- Timer from 1 min to 99 h 59 min. (only model DIGITERM S-150)
- Heating indicator.
- Monitoring temperature: high limit / low limit.
- Automatic calibration of a point.
- Connection for external probe PT-100 (only DIGITERM S-150 model)



DIGITERM TFT-200, ULTRATERM-TFT-200, FRIGITERM-TFT-10, FRIGITERM-TFT-30

Specific functions of models with touch screen:

- Acoustic and visual alarm.
- Clock and calendar.
- Single or cyclic On / Off programming.
- Up to 10 work programs.
- Up to 6 segments per program.
- Stability time in each segment (from 1 min to 99h).
- Alarms and events storage.
- Probe error detection.
- Self Diagnostics.
- Network failure detection and saving.
- Over temperature and low temperature alarms and memorization (date, start time, end time and temperature).
- Connection device for external temperature Pt100 probe (see page 104).
- Safety thermostat (TS) by software.
- Mechanic safety thermostat (TS).
- USB and RS -232 output.
- Configurable parameters: Date / time, temperature correction, data collection interval, language (English, Spanish and French), °C / °F selection, over temperature and low temperature limit.
- Circulation pump speed control (between 0% and 100%).





Immersion thermostat with digital control "Termotronic-100"

ADJUSTABLE TEMPERATURE FROM AMBIENT +5°C TO 100°C.

High precision temperature control

SAFETY:

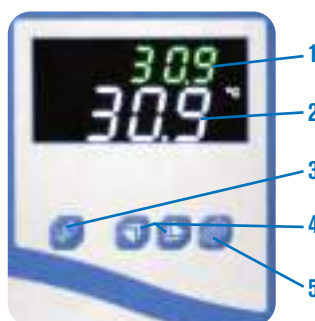
STANDARD DIN 12876. 1. SAFETY OVER TEMPERATURE THERMOSTAT WITH ADJUSTABLE MANUAL RESET

FEATURES

Maximum working volume to maintain maximum temperature: 20 litres.
A clamp and finger screw attach the unit to the tank, alternatively the extendible support bridge accessory can be used.
Minimum fixing depth to the tank: 14 cm.

CONTROL PANEL

1. Set temperature display indicator.
2. Bath temperature/time display indicator.
3. "SET" button.
4. Set value decrease/increase button.
5. Start/Stop button.



NEW DESIGN



MODELS	Part No.	Control range °C	Stability °C	Height / Width / Depth (exterior) cm	Pump Pressure / Flowrate H:O	Power W	Weight Kg
TERMOTRONIC 100	3000540	Amb +5 to 100	±0,1	28 18 19	150 mbar-12 l/min.	2000	3,9

Accessories (See page. 104).

ACCESSORIES

Methacrylate tank "Clinic-Term"

Part No.	Capacity litres	Temp. max. °C	Height / Width / Depth (usable) cm	Capacity Rack	Weight Kg
1000544	8	60	14 16 39	4	2

Racks for the "Clinic-Term" made of AISI 304 stainless steel.

Racks for 50 micro-tubes of 11mm Ø. Part No. 1000546

Racks for 50 haemolysis tubes and coagulation tests with a diameter of 13 mm. Part No. 1000545

Racks for 14 tubes with a diameter of 18mm. Part No. 1000547

Racks for 8 cuvettes for spectrophotometers, 10 mm square, standard for monotest flask of different sizes. Part No. 1000548

Note: The methacrylate tank should not be used over 60 °C.



Metal baths. Manufactured with a double external AISI 304 stainless steel skin and an AISI 304 stainless steel pressed bath interior.

Part No.	Capacity litres	Height / Width / Depth (usable) cm	Height / Width / Depth (exterior) cm	Weight Kg
6000390	9	15 29 22	20 34 28	3.5
6000391	12	15 30 31	20 37 35	4.3
6000392*	20	15 48 30	20 55 35	6.6
6000393*	27	20 48 30	25 55 35	7.6
6001093*	45	15 62 50	23 70 56	11

* With drain tap and lifting handles.





Immersion thermostat with digital control "Digiterm S-150"

ADJUSTABLE TEMPERATURE FROM AMBIENT +5°C TO 150°C.

High precision temperature control

SAFETY:

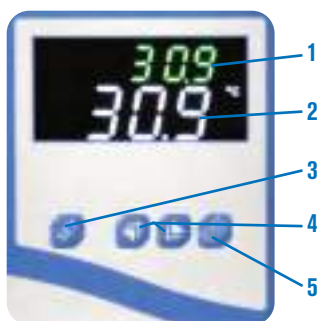
STANDARD DIN 12876. 1. SAFETY OVER TEMPERATURE THERMOSTAT WITH ADJUSTABLE MANUAL RESET 2. LOW LIQUID LEVEL FLOAT

FEATURES

Maximum working volume to maintain maximum temperature: 20 litres.
A clamp and finger screw attach the unit to the tank, alternatively the extendible support bridge accessory can be used.
Minimum fixing depth to the tank: 14 cm.
Rear connection for additional OT100 probe. Automatic selection.
Cooling coil.

CONTROL PANEL

1. Set temperature display indicator.
2. Bath temperature/time display indicator.
3. "SET" button.
4. Set value decrease/increase button.
5. Start/Stop button.



NEW DESIGN



MODELS	Part No.	Control range °C	Stability °C	Height / Width / Depth (exterior) cm	Pump Pressure / Flowrate H ₂ O	Power W	Weight Kg
DIGITERM S-150	3000543	Amb +5 to 150	±0,1	28 18 19	150 mbar-12 l/min.	2000	3,9

Accessories (See page. 104).



Immersion thermostat with TFT touch screen "Digiterm TFT-200"

ADJUSTABLE TEMPERATURE FROM AMBIENT +5°C TO 200°C.

With external refrigeration from -20 to 200.

High precision temperature control

SAFETY:

STANDARD DIN 12876. 1. SAFETY OVER TEMPERATURE THERMOSTAT WITH ADJUSTABLE MANUAL RESET
2. OVER TEMPERATURE ALARM - 3. LOW LIQUID LEVEL FLOAT

FEATURES

Maximum working volume to maintain maximum temperature: 20 litres.
A clamp and finger screw attach the unit to the tank, alternatively the extendible support bridge accessory can be used.
Minimum fixing depth to the tank: 14 cm.
RS-232, USB and Ethernet output.
Cooling coil.

CONTROL PANEL

1. Set/ current temperature indicator.
2. Pump flow indicator (%).
3. Stop button.
4. Start button.
5. Push up parameter.
6. Push down parameter.
7. Set / current time indicator in hours / minutes.
8. Return button.



NEW DESIGN



MODELS	Part No.	Control range °C	Stability °C	Height / Width / Depth (exterior) cm	Pump Pressure / Flowrate H ₂ O	Power W	Weight Kg
DIGITERM TFT-200	3000544	amb.+5 to 200	200 °C ±0,1	28 18 19	150 mbar-12 l/min.	2060	4,5

Accessories (See page. 104).



Recirculation thermostat “Ultraterm-TFT-200”

ADJUSTABLE TEMPERATURES
FROM AMBIENT+5 °C TO 200 °C.

NEW
DESIGN

REGULATION
SYSTEM
B

RS232

USB

SAFETY:
STANDARD DIN 12876. SAFETY OVER TEMPERATURE
THERMOSTAT WITH ADJUSTABLE MANUAL RESET
LOW LIQUID LEVEL SENSOR PROTECTION.

FEATURES

Maximum working volume to maintain maximum temperature: 8 litres.
AISI 304 stainless steel top and lid with an inner tank of AISI 304 stainless steel.
Complete with a pump for internal and external liquid circulation with inlet and outlet connectors. A cooling coil to maintain ambient temperatures using tap water is also provided.

A RS-232 interface for print out or computer control comes as standard.

A drain tap is also fitted.



MODEL

Part No.	Capacity litres	Control range °C	Stability °C	Height / Width / Depth (usable) cm	Height / Width / Depth (exterior) cm	Pump Pressure / Flowrate H ₂ O	Power W	Weight Kg
3000545	8	From amb. +5 to 200 °C With external refrigeration from -20 to 200	to 100 °C ±0.1 to 200 °C ±0.1	15 20 14	36 28 36	150 mbar-12 l/min	2060	9.5



Refrigerated recirculation baths “Frigiterm-TFT-10” and “Frigiterm-TFT-30”

ADJUSTABLE TEMPERATURE FROM -10 °C TO 100 °C. STABILITY: 0 °C TO 100 °C, ±0.1 °C / -10 °C, ±0.1 °C.

ADJUSTABLE TEMPERATURE FROM -30 °C TO 100 °C. STABILITY: 0 °C TO 100 °C, ±0.1 °C / -30 °C, ±0.2 °C.

SET ERROR : ±1 °C. RESOLUTION: 0.1 °C.

NEW
DESIGN

REGULATION
SYSTEM
B

SANS
CFC • SIN CFC • CFC FREE

RS232

USB

SAFETY:
STANDARD DIN 12876. SAFETY OVER TEMPERATURE
THERMOSTAT WITH ADJUSTABLE MANUAL RESET.
LOW LIQUID LEVEL SENSOR PROTECTION.

FEATURES

Maximum working volume to maintain maximum temperature: 8 litres.
AISI 304 stainless steel top and lid with an inner tank of AISI 304 stainless steel.
Complete with a pump for internal and external liquid circulation with inlet and outlet connectors. A drain tap is placed at the side of the unit.

A hermetically sealed compressor is mounted on anti-vibration mounts.

A RS-232 interface for connection to a printer or computer.



MODELS

	Part No.	Capacity litres	Control range °C	Height / Width / Depth (usable) cm	Height / Width / Depth (exterior) cm	Pump Pressure / Flowrate H ₂ O	Power W	Compressor power H.P.	Weight Kg
FRIGITERM-10	3000546	8	-10 + 100	12 20 14	36 66 44	150 mbar-12 l/min	1150	1/8	28
FRIGITERM-30	3000547	8	-30 + 100	12 20 14	36 66 44	150 mbar-12 l/min	1460	3/8	30



PRECISE CIRCULATING BATHS

Choice of baths and immersion circulators

“Digiterm-S-150” and “Digiterm-TFT-200”

CONTROLLABLE TEMPERATURES FROM AMBIENT +5 °C TO 150 OR 200 °C.
CAPACITY FROM 20 TO 27 LITRES.

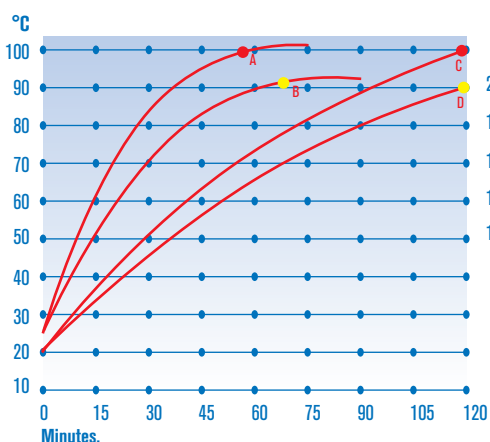
NEW
DESIGN

APPLICATIONS

Incubation processes, Enzymatic reactions, Fermentation, laboratory cultures in general.

COMMON FEATURES

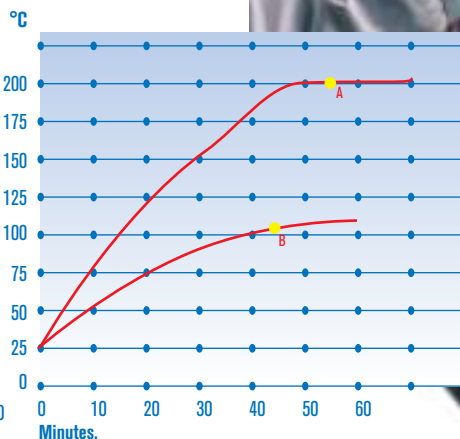
Double skinned baths with an AISI 304 stainless steel internal tank with an AISI 304 stainless steel external, for convenience, handles at the side and drain tap are provided as standard. A detachable immersion thermostat for controlling stirring and temperature is fitted. A cooling coil with the use of tap water or cooled re-circulator can be used to maintain ambient temperatures. Internal or external circulation pump (Polarimeters, refractometers and viscometers, etc)



Graph of temperature and time for the Tectron Bio 100 and Digiterm-S-100 and Digiterm-TFT-200, units with capacity of 20 litres.

Tests completed with water up to 100 °C:

- A. Digiterm-TFT-200 with lid at 100 °C.
- B. Digiterm-TFT-200 no lid at 90 °C.
- C. Digiterm-S-100 with lid at 100 °C.
- D. Digiterm-S-100 with no lid at 90 °C.



Graph of temperature and time for the Digiterm 100 and 200, units with capacity of 20 litres.

Tests completed with Silicon oil up to 200 °C:

- A. Digiterm-TFT-200 with lid at 200 °C.
 - B. Digiterm-TFT-200 with lid at 100 °C.
- 27 litres capacity baths take 20% more time to reach the same temperature.



Bath circulators “Digiterm-S-150”

CUVETTES SET OF 20 AND 27 L. CAPACITY, WITH THERMOSTATIC EQUIPMENT INCLUDED.
FORT TEMPERATURES FROM AMB+5 TO 150 °C.
STABILITY: ±0,1 °C. RESOLUTION: 0.1 °C.

NEW
DESIGN



SAFETY:

SAFETY STANDARD DIN 12876.
SAFETY ADJUSTABLE OVER TEMPERATURE CUT OFF WITH MANUAL RESET.
LOW LIQUID LEVEL CUT OFF.

CONTROL PANEL

Display temperature indicator of the bath.
Set temperature indicator display.
Heater function light indicator.
Start/Stop button.
“SET” button (temperature/time).

Push button to decrease set value.
Push button to increase set value.
PT 100 external probe connection.



MODELS	Part No.	Temperature Range °C	Cuvettes Capacity litres	Height / Width / Depth (interior) cm	Height / Width / Depth (exterior) cm	Pressure mbar	Pump Pump rate l/min	Power W	Weight Kg
DIGITERM-S-150-20	3000548	150	20	15 30 29	36 55 35	150	12	2000	9.2
DIGITERM-S-150-27	3000549	150	27	20 30 29	41 55 35	150	12	2000	10.8

ACCESSORIES see page 104.



Bath circulators “Digiterm-TFT-200”

WITH IMMERSION THERMOSTAT DIGITERM-TFT-200.

CUVETTES SET OF 20 AND 27 L.

FROM AMBIENT +5 °C TO 200 °C. STABILITY ±0.1 °C. SET ERROR ±2 °C. RESOLUTION 0.1 °C.

NEW DESIGN



SAFETY: CONFORMS TO THE DIN 12876. STANDARD. ADJUSTABLE OVER TEMPERATURE SAFETY CUT OFF WITH ADJUSTABLE MANUAL RESET. LOW LIQUID LEVEL CUT OFF. ELECTRICAL FAULT ALARM.

FEATURES

Temperature sensor probe Pt 100.

Heating element made of stainless steel INCOLOY, resistant to high temperatures and corrosive environments.

Circulation pump with flow rate, suitable for external temperature control for: (Polarimeters, refractometers, viscometers, etc).

Cooling coil to maintain ambient temperatures, using tap water.

External temperature control connection using a Pt 100 probe (see page104).

External metal case made of AISI 304 stainless steel.

Handles at the side and drain tap.



MODELS	Part No.	Temperatura Range °C	Cuvettes Capacity litres	Height / Width / Depth (interior) cm	Height / Width / Depth (exterior) cm	Pressure mbar	Pump Pump rate l/min	Power W	Weight Kg
TFT-200 20	3000550	200	20	15 30 29	36 55 35	150	12	2060	10
TFT-200 27	3000551	200	27	20 30 29	41 55 35	150	12	2060	12

ACCESSORIES see page 104.

ACCESSORIES for the DIGITERM-S-150 and DIGITERM-TFT-200. Made of AISI 304 stainless steel.



1. Gable lid. Part No. 3001295
2. Lifting rack support. Capacity 3 tube racks. Part No. 1001296
3. Tube racks for lifting rack support.

Part No.	For Ø tubes mm	Capacity Rack tubes	Height/Width/Depth (exterior) cm
1001202	13	36	8 8.2 23.6
1001203	16	24	8 8.2 23.6
1001204	20	24	8 8.2 23.6



Immersion thermostat for baths “Digit-Cool”

DIGITAL SELECTOR AND TEMPERATURE CONTROL ADJUSTABLE FROM 0 °C TO 100 °C.

STABILITY: 100 °C ±0.1 °C, AND AT 0 °C ±0.1 °C. SET ERROR: ±0.1 °C. RESOLUTION: 0.1 °C.



SAFETY: STANDARD DIN 12876. SAFETY OVER TEMPERATURE THERMOSTAT WITH ADJUSTABLE MANUAL RESET. LOW LIQUID LEVEL SENSOR PROTECTION.

FEATURES

Maximum volume to achieve the working temperature: 20 litres.

Minimum depth of the elements with contact with the liquid: 15 cm.

Hermetically sealed compressor.

RS-232 out put to a computer control or printer.

Portable control and stirring unit with lifting handle.

CONTROL PANEL

Main power switch.

LCD Display showing working parameters.

Push button configuration selector.

Push button parameter selection.

Push button increase/decrease set value.

Start / Stop, push button.


MODEL

Part No.	Control Range °C	Height / Width / Depth (exterior) cm	Pump Pressure / Flow H:O	Power W	Power H.P.	Weight Kg
3001373	0 +100	45 21 51	150 mbar / 12 l/min	1460	1 / 5	22

ACCESSORIES See page 104.

Autonomous unit with cooling system

Compressor unit built-in



Digitcool thermostat with bath and 4 place ring set lid.

ACCESSORIES for thermostatic unit digit-cool.

Stainless steel baths.

Double skinned with an AISI 304 stainless steel exterior with a bath of AISI 304 stainless steel interior. Supplied with a drain tap and lifting handles.



MODELS

Part No.	Capacity litres	Height / Width / Depth (usable) cm	Height / Width / Depth (exterior) cm	Weight Kg
6000392	20	15 48 30	20 55 35	6.6
6000393	27	20 48 30	25 55 35	7.6



1. Lifting rack support.

Capacity 3 tube racks. Part No. **1001296**

2. Tube racks for lifting rack support.

Part No.	For Ø tubes mm	Capacity Rack tubes	Height / Width / Depth (exterior) cm
1001202	13	36	8 8.2 23.6
1001203	16	24	8 8.2 23.6
1001204	20	24	8 8.2 23.6



Ring set lid 105, 80, 60 and 37 mm Ø reduction rings and a check thermometer location hole in the lid.

Capacity 4 places.

Part No. **1001374**

Digitcool thermostat with bath and 4 place ring set lid.

ACCESSORIES FOR IMMERSION THERMOSTATS

Pt100 temperature sensor with handle

4 mm Ø x 135 mm long submersion. Supplied with a 150cm cable and connector. Part No. **1000893**



Silicone oil 4 liters. Temperature up to 300°C. Viscosity 50 mm²/s at 25 °C. Melting point 318 °C. Part No. **1000027**

Stainless steel baths.

Double skinned with an AISI 304 stainless steel exterior and internal bath of AISI 304 stainless steel.

MODELS

Part No.	Capacity litres	Height / Width / Depth (usable) cm	Height / Width / Depth (exterior) cm	Weight Kg
6000390	9	15 29 22	20 34 28	3.5
6000391	12	15 30 31	20 37 35	4.3
6000392*	20	15 48 30	20 55 35	6.6
6000393*	27	20 48 30	25 55 35	7.6
6001093*	45	15 62 50	23 70 56	11

* With drain tap and lifting handle.

Stainless steel baths, thermally insulated. Ideal for low temperatures. Suitable for J.P. Selecta refrigerated units. Similar to our other bath but with additional internal expanded foam insulation that prevents external condensation or heat loss, working temperature range from -40°C to +90°C.

MODELS

Part No.	Capacity litres	Height / Width / Depth (usable) cm	Height / Width / Depth (exterior) cm	Weight Kg
6003901	9	15 29 22	24 40 34	6
6003921*	20	15 48 30	24 61 41	9
6003931*	27	20 48 30	29 61 41	11

* With drain tap and lifting handles.



Removable constant liquid level. Suitable for any type of bath. Adjustable height to obtain the required liquid level.

Part No. **6001400** Bath depth up to 15 cm.
6001800 Bath depth up to 20 cm.



Thermometer support. Stainless steel, suitable for thermometer. Fixation aperture up to 40 mm. Part No. **6000896**

Extension support bridge. Made of AISI 304 stainless steel, adjustable, to fit the immersion thermostat models "Tectron and "Digiterm". Support for apertures from 22 to 44 cm across. Part No. **6001094**



Example showing the support bridge. Part No. 6001094.



Methacrylate baths. Maximum temperature 60 °C.

MODELS

Part No.	Capacity litres	Height / Width / Depth (usable) cm	Thickness mm
1000394	8	15 18 31	6
1000544	9,5	14,5 16,5 39	6
1000395	13	15 23 40	8
1000396	30	20 30 50	8



Thermometer.



Suitable for "Tectron-Bio" immersion thermostat. Scale -10 to 100 °C. See page 296 Part No. **1001257**



Refrigerated cooling coils for baths “Frigedor” and “Frigedor-Reg”

TEMPERATURES FROM -20 °C TO +20 °C.

APPLICATIONS

Designed for bath and tank applications that require below ambient temperatures.

COMMON FEATURES

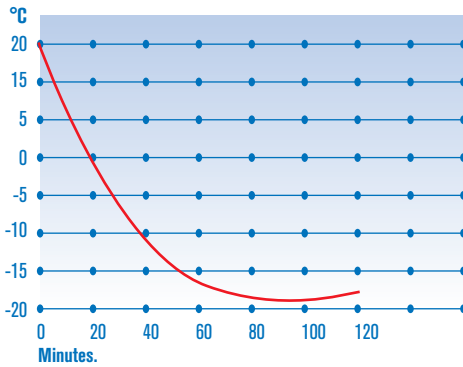
The unit is bench mountable and contains within the epoxy coated case a CFC free hermetically sealed compressor with condenser and evaporator, the cooling coil is made of AISI 304 stainless steel.

COIL DIMENSIONS

Refrigerated immersion length: 900 mm.

Cooling coil Ø: 45 mm.

Coil length: 150 mm.



Graph showing the cooling performance of the 8 litre H₂O “Frigedor” With insulated stirring tank.

MODEL FRIGEDOR 3000778

No temperature controller incorporated. Continually operates the compressor.

CONTROL PANEL

Mains switch with “ON” indicator lamp.

MODEL FRIGEDOR REG 3001214

Equipped with a temperature controller with digital control and display. Includes a Pt 100 temperature probe. Resolution: 1 digit.

CONTROL PANEL

Mains switch with indicator “ON” lamp. Digital temperature controller with push buttons, connector for the Pt 100 temperature probe.



MODELS	Part No.	Temperature range °C	Stability °C	Height / Width / Depth (exterior) cm	Cooling potential	Power W	Weight Kg
FRIGEDOR	3000778	Fix -20	-	41 21 34	to -20 °C = 50 W	285	14
FRIGEDOR-REG	3001214	-20 to +20	±1.5	41 21 34	to -20 °C = 50 W	285	14

We recommend our thermally insulated baths (see page 104).



Water recirculators “Interheater”

FROM AMBIENT +5°C TO 90°C .

SAFETY: STANDARD DIN 12876. OVER TEMPERATURE SAFETY ADJUSTABLE THERMOSTAT WITH MANUAL RESET.

DESCRIPTION

Water circulation unit, designed to feed closed water loop circuits for condensers, distillation columns, reactor jackets, viscometers, electrophoresis baths etc. designed specifically for:

- Constant temperature.
- Constant pump rate of refrigerated fluid.
- Closed loop circuit, avoids the build up of scale in cooling coils, and cooling circuits.

FEATURES

Digital electronic temperature regulation.
Circulation flow: 20 L/min.
Case equipped with wheels.

Hose connectors Ø 12mm internal.

230V single phase.

INTERHEATER Heating power 2 or 4 KW control panel selectable.

CONTROL PANEL

Mains switch.
Digital temperature control.
Pressure gauge.
Water level in the reservoir.

MODEL

Part No.	Height / Width / Depth (exterior) cm	Regulation range °C	Power W	Weight Kg
6001491	70 43 56	Amb + 5 to 90	4100	22

ACCESSORY

Roll of 25 m of reinforced silicone hose.
Part number 1001540





THERMOSTAT DRY-BLOCKS

WITH DIGITAL ELECTRONIC CONTROL OF TEMPERATURE AND TIME

SAFETY: CONFORMS TO EN 61010 DIRECTIVE, OVER TEMPERATURE CUT OUT SYSTEM.

High precision. Free from contamination.

APPLICATIONS

Clinical, biochemical and chemical laboratories. Incubation of DNA, enzyme assays, residual testing in dairy, incubation and fusion of AGAR, cell culture. Thermo control to dry, boiling, evaporation, concentration, hydrolysis, digestion etc.

COMMON FEATURES

Dry block systems have several advantages over wet contact methods such as: no risk of evaporation of heating liquid, higher working temperatures, better long term temperature stability and no sample cross contamination or germination of bacteria in the bath. Digital temperature calibration. Timer from 1 to 999 mi

minutes or continuous operation. Over temperature alarm. Heating elements are distributed evenly across the contact surface maintaining an even distribution of heat.


Easy to use digital temperature and time control with a digital display (3 Digits).

Built in temperature sensor Pt 100.

Interchangeable blocks made of anodised DURAL alloy to accommodate a variety of tube diameters.

(Customer specific sizes also available.)

External case made of epoxy covered steel with an AISI 304 stainless steel top.



CONTROL PANEL

1. Digital display showing temperature and time in minutes.
2. Indicator show displayed parameter (Time or temperature.).
3. Push button selector to show time or temperature.
4. Push button increase displayed value.
5. Push button decrease displayed value.
6. Push button Start / Stop.
7. Over temperature alarm indicator.



Dry block heater for tubes "Tembloc"



ACCESSORIES

Metal blocks, size: 105 Ø x 55 mm high.

Part No.

7000346 for 34 x 6 mm Ø tubes

7000714 for 18 x 1.5 ml. Eppendorf tubes

7001224 for 24 x 12 mm Ø tubes.

7001618 for 18 x 16 mm Ø tubes.

7000208 for 8 x 20 mm Ø tubes.

7000256 for 6 x 25 mm Ø tubes.

7000715 Blank block with no holes for customized demand.

MODEL

Part No.	Temperature °C	Stability °C	Homogeneity %	Set error %	Resolution °C	Height / Width /Depth (exterior) cm	Power W	Weight Kg
7462200	30 - 200	±0.75	±1.5	±2	1	11 19 29	350	3.7

Supplied complete with thermometer 0-200 °C and extraction tool for blocks.



Dry Block heater for tubes "Multiplaces"

CAPACITY: THREE BLOCKS.



ACCESSORIES

Metal Blocks: 55 high x 95 wide x 75 mm deep.

Part No.

7000306 For 30 x 6 mm Ø tubes (total 3 blocks = 90 tubes).

7000716 For 20 x 1.5ml, Eppendorf tubes. (total 3 blocks = 60 tubes.)

7031220 For 20 x 12 mm Ø tubes (total 3 blocks = 60 tubes).

7031612 For 12 x 16 mm Ø tubes (total 3 blocks = 36 tubes).

7003208 For 8 x 20 mm Ø tubes (total 3 blocks = 24 tubes).

7001256 For 6 x 25 mm Ø tubes (total 3 blocks = 18 tubes).

7000717 Blank block without holes, can be customised to customer requirements.

7001474 Block for 15 cuvettes 10 x 10. Capacity: 3 blocks.

7001475 Block for 96 well microplates of 1.2 ml. Capacity: 1 block.

MODEL

Part No.	Temperature °C	Stability °C	Homogeneity %	Set error %	Resolution °C	Height / Width /Depth (exterior) cm	Power W	Weight Kg
7471200	30 - 200	±0.75	±1.5	±2	1	11 31 31	700	7.4

Supplied complete with thermometer 0-200 °C and extraction tool for blocks.



Metallic thermostat dry block “Clinic-Bloc” and “Bio-Bath 2”

CLINIC-BLOC: FIXED TEMPERATURE OF 37 °C WITH CHECK THERMOMETER.

BIO-BATH 2: TEMPERATURE RANGE: FROM AMBIENT +5 TO 100 ° C.

SAFETY: NORM EN 61010. OVER TEMPERATURE CUT-OUT FITTED.

“CLINIC-BLOC”

Capacity 20 tubes (5x4) of 75x13 mm. VAC. Part No. **7001569**

“CLINIC-BLOC” 1537

Capacity 15 cuvettes (5x3) of 10x10 mm. Part No. **7001570**

MODEL

Part No.	Height / Width / Depth (exterior) cm	Stability °C	Power W	Weight Kg
7001569	11 18 28	±0.5	10	2.4
7001570	11 18 28	±0.5	10	2.4

“BIO-BATH 2”

Capacity 8 tubes (5x4) of 75x13 mm VAC.

Adjustable temperature and time.

MODEL

Part No.	Height / Width / Depth (exterior) cm	Stability °C	Power W	Weight Kg
7001562	11 11,3 14,5	±0,3	5	0,5



For VAC tubes (75x13)
Part No. 7001569

For cuvettes (10x10)
Part No. 7001570



**NEW
DESIGN**



COMECTA Thermo shaker “TRM-4” for Microtiter plates

WITH ELECTRONIC CONTROL AND DIGITAL DISPLAY OF TEMPERATURE, SHAKING SPEED AND TIME.

FOR TEMPERATURES FROM AMBIENT +5 °C. TO 60 °C. STABILITY ± 0,5 °C.

APPLICATIONS

For clinical analysis, immunology and nutritious quality control use.

FEATURES

External ABS case with a platform for heating and shaking 2-4 96-well Microtiter plates.

Upper lid with aluminium plate coated inside, and simultaneous heating system to the main platform.

Digital display of current and set point temperature, time and shaking speed parameters.

Acoustic and luminous indications at the end of the cycle and due to malfunction in temperature or time programmed.

A built-in motor generates a uniform movement depending on the speed programmed, protected to over temperature with auto switch off and switch on activation.

Temperature calibration to meet the user's needs.

Protection device for over temperature that provides safety and reliability.

CONTROL PANEL

LCD display indicating temperature, speed in r.p.m. and time.

Push button **SET** to program temperature, speed in r.p.m. and time.

Push button **▲** increase value.

Push button **▼** decrease value.

Push button **START / STOP** for starting and stopping the shaking system.

Push button **OFF** for any function.

SPECIFICATIONS

Temperature: Ambient +5°C to 60°C.

Heating time: ≤23 min (to 60°C).

Shaking range: 100-1200rpm.

Orbital rotation: 2mm.

Timer: From 1 min. to 99h. 59 min.

MODEL

Part No.	Temperature °C	Stability °C	Block homogeneity °C	Height / Width (platform) cm	Height / Width / Depth (exterior) cm	Power W	Weight Kg
5109200	ambient +5 to 60	±0,5	±0,5	21,5 30	18 40 39	132	9.5



Cover inner plate with
heating system.



APPLICATIONS

Wide applications of TR100-G for DNA analysis, lipids and other cellular components extraction, DNA libraries creation, DNA amplification, electrophoresis pre-denaturalization, serum solidification, etc.

FEATURES

External ABS case with multiadapter device for different blocks depending on the analysis to be made.

Digital display of current and set point temperature, time and shaking speed parameters.

Acoustic and luminous notification at the end of the cycle and due to malfunction in temperature or time programmed.

A built-in motor generates a uniform movement depending on the speed programmed, protected to over temperature with auto switch off and switch on activation.

Temperature calibration to meet the user's needs.

The thermostat includes a heater platform to adapt multiple blocks, depending on the analysis to be made.

Protection device for over temperature that provides safety and reliability.

CONTROL PANEL

LCD display indicating temperature, speed in r.p.m. and time.

Push button SET to program temperature, speed in r.p.m. and time.

Push button ▲ increase value.

Push button ▼ decrease value.

Push button START / STOP for starting and stopping the shaking system.

Push button OFF for any function.



SPECIFICATIONS

Temperature: Ambient +5°C to 100°C.

Heating time: ≤23 min (to 100°C).

Shaking range: 200-1500rpm.

Orbital rotation: 2mm.

Timer: From 1 min. to 99h. 59 min.

MODEL

Part No.	Temperature °C	Stability °C	Block homogeneity °C	Height / Width / Depth (exterior) cm	Power W	Weight Kg
5109100	ambient +5 to 100	±0,5	±0,5	18 21 30	88	9.5

ACCESSORIES

ABS coated **metallic blocks** adapted to TR100-G thermostat by means of fixing screws to the block. Easy to clean and autoclavable.

For 24 tubes of Ø 11mm.
Depth: 30 mm.
Part No. **5109101**

For 12 tubes of 15 ml.
Ø Up to 15 mm.
Depth: 100 mm.
Part No. **5109102**

For 6 tube of 50 ml.
Ø Up to 28 mm.
Depth: 100 mm
Part No. **5109103**

For 96 microtubes of 0,2 ml.
with polypropylene lid.
Part No. **5109104**

For 54 microtubes of 0,2 ml.
with polypropylene lid.
Part No. **5109105**

For 15 microtubes of 0,5 ml.
and 20 microtubes of 1,5 ml.
with polypropylene lid.
Part No. **5109106**

For 35 microtubes of 1,5 ml.
with polypropylene lid.
Part No. **5109107**

For 35 microtubes of 2 ml.
with polypropylene lid.
Part No. **5109108**

Thermocycler for thermal cycles "B960" See page 238.



Hand operated centrifuges	page 112
Microtubes and vials centrifuge	page 112
Centrifuge angle rotor for 15 ml.	page 112
Digital electronic control centrifuges	pages 113 to 115
High speed centrifuges and refrigerated	pages 116 to 132
TFT Touch screen control	
Centrifuges for flasks and blood bags	page 129 to 131
Tubes of glass and plastic and buckets	page 132



Centrifuge comparison by model and tube capacity






















Description	Micro-haematocrit	Reaction vial	Reaction vial	Hemolysis	Glass
Capacity		0.25/0.5 ml	1.5/2.2 ml	5 ml	7 ml
Dimensions	Ø 1.4 x 75 mm	Ø 6,3/7 x 47/49 mm	Ø 10.7/13 x 42 mm	Ø 12.5 x 75 mm	Ø 12 x 100 mm
Description			Tube RIA	Tapval or VAC tube	
Capacity			5 ml	5 ml	
Dimensions			Ø 12 x 55/75 mm	Ø 13 x 75/80 mm	

SUMMARY TABLE OF CENTRIFUGES BY MODEL IN RELATION TO VOLUME, CAPACITY SPEED AND MAXIMUM RCF (G). QUICK OVERVIEW

Model	Part No.	Max. Volume ml	Max. Volume of tube ml	R.p.m. max.	R.c.f. max. (xg)					
Manual	7000014	30	15	1500	360					
	7000015	60	15	1500	360					
	7000016	2 x butyrometer	–	1500	370					
Cencom II	7002240	90	15	4000	1760					
Centro 4-BL	7002560	20	5	5000	2907			4		
Centro 8-BL	7002356	120	15	4500	2515			8	8	
Centrolit II-BL	7002357	40,5	2,2	12000	14103	24	18	18		
Centromix-BLT	7002556	150	25	12000	14200			10	4	
Mixtasel-BLT	7002576	400	100	4200	2901			24 16	24	
Centronic-BLT	7001768	400	100	13500	19048	24	40	30	24 16	24
Centrofriger-BLT	7001769	400	100	15300	23550	24	40	30	24 16	24
Meditronic-BLT	7001476	800	200	11000	12619			30 48	48 28	48
Medifriger-BLT	7001477			15000	23470					
Macrotronic-BLT	7001485	2000	500	10000	12296			80	80 48	96
Macrofriger-BLT	7001486			12000	17706					
Megafriger-BLT-Blood	7001488	4000	1000	4600	5370					96
Macrofriger-BLT-Blood	7001490	9600	1600	4070	5430					144

See page 132 for tubes and accessories. Tubes supplied as an accessory unless stated.

Plastic with cap	Glass	Glass	Plastic with cap	Glass	Falcon	Glass	Bottle	Glass	Bottle	Bottle	Butyrometer	ASTM	
10 ml	15 ml	25 ml	30 ml	50 ml	50 ml	100 ml	200 ml	250 ml	500 ml	1000 ml			
Ø 16.1 X 81.1 mm	Ø 16 X 100 mm	Ø 24 X 100 mm	Ø 25.3 X 92 mm	Ø 34 X 100 mm	Ø 29.5/35 X 117 mm	Ø 44/45 X 100 mm	Ø 56.5 X 104 mm	Ø 56 X 147 mm	Ø 69 X 159 mm	Ø 98/100 X 160-175 mm		Ø 58 X 158 mm	
													
Tapval or VAC tube	Falcon				Plastic with cap				Blood bag	Microtiter		ASTM	
10 ml	15 ml				80/85 ml				500/600 ml	6x96		100 ml	
Ø 16 X 100 mm	Ø 16/23 X 120 mm				Ø 38 X 112 mm					Ø 85 X 130 mm		Ø 37 X 200 mm	
													
	2												
	4										2		
	6 6												
	8												
4	8	4											
16	18 16	8	8	8	4	4							
10 16	18 16	8	8	8	4	4							
10 16	18 16	8	8	8	4	4							
20 28	28 12	8	6	8	4 6	6	4					6x96	
20 68	68 16	36	20	16	8 6	4	4	4	4			12x96	4 4
	68	36		16		8	4		4	4		4	4
	102	54		24		12	6		6 12	6			

ALL THE ROTORS, BUCKETS AND ADAPTERS COME WITH LASER ETCHED IDENTIFICATION.



Hand operated centrifuges

FEATURES

For 15 ml and butyrometer tubes.
Comes with a table holding clamp.
Adaptable heads for 2 or 4 x 15 ml tubes or for 2 butyrometer tubes.

MODELS

Part No.	Comes with head for	Max. speed r.p.m.	Max. R.c.f.	Weight Kg
7000014	2 tubes	1500	360	1.1
7000015	4 tubes	1500	360	1.2
7000016	2 butyrometers	1500	370	1.2

Comes with head and metal buckets.



ADDITIONAL ACCESSORIES

Head for two tubes.

Part No. **7000017**

Head for four tubes.

Part No. **7001388**

Bucket for 15 ml tubes.

Part No. **7001500 NOT AUTOCLAVABLE**

Head for two butyrometers.

Part No. **7000018**



Microcentrifuge "Cencom III"

FOR MICROTUBES OF 2,2/1,5, 0,5 AND 0,2 ML.

DIGITAL ELECTRONIC CONTROL OF SPEED AND TIME. ADJUSTABLE SPEED UP TO 14500 r.p.m.

FEATURES

ABS external case.
Maintenance free induction drive motor.
Rubber suspended motor which reduces the vibrations.
High speed microcentrifuge that minimizes the samples over temperature.
Extremely quiet operation.
For 12 microtubes with identification code.
Polycarbonate upper lid.
Peephole on the lid to visualize the centrifuge inside.

CONTROL PANEL

Start switch.
Push button Start/Stop.
LCD display indicating time and speed.
Time selector push button.
Speed selector push button.
Push button ▲ increase different parameters.
Push button ▼ decrease different parameters.
Push button motor drive rotation for quick acceleration Short/Spin.
Push button open lid when cycle has ended.

MODEL

Part No.	Tubes capacity	Height/ Width/ Depth (exterior) cm	Max. speed r.p.m.	R.c.f.(xg)	Power W	Time selected	Weight Kg
5022010	12	15 21 25	14500	14000	105	till 99' 99"	4

Comes complete with 12 adapters of 0,5 and 0,2ml.



NEW DESIGN



Centrifuge Angle rotor "Cencom II"

WITH ANGLE ROTOR FOR 6 X 15 ml TUBES AND 6 ADDITIONAL ADAPTERS FOR 15 ML FALCON TUBES.

DIGITAL ELECTRONIC CONTROL OF SPEED AND TIME. ADJUSTABLE SPEED UP TO 4000 r.p.m. (1790 R.c.f.)

SAFETY:

SAFETY ACCORDING TO EN. 61010.2.020 SAFETY MICRO-SWITCH THAT DISCONNECTS THE POWER TO THE MOTOR WHEN THE LID IS OPENED.
PROTECTIVE FUSE LOCATED AT THE BACK OF THE INSTRUMENT.

APPLICATIONS

General laboratory use and teaching.

FEATURES

External case made from coated ABS plastic.
Rubber suspended motor, reduces any motor vibrations.
Fixed angle 6 place rotor with identification code.
Transparent polycarbonate lid that allows the user to see inside the centrifuge.
Speed selection from 1000 to 4000 r.p.m. in 500 r.p.m. steps.
Time selection from 1' to 60' in steps of 1'.

CONTROL PANEL

Digital display of speed and time.
Push button Start-Stop.
Push button selector for speed and time.
Push button increase value.
Push button decrease value.

Cross section view of the angle rotor showing bucket and bucket support.



MODEL

Part No.	Tube capacity ml	Height/Ø (exterior) cm	Max. speed r.p.m.	Max. R.c.f.	Power W	Weight Kg
7002240	6 x 15	28 26	4000	1790	80	4.5

Supplied complete with 6 x 15 ml tubes with adapters and 6 adapters for 15 ml Falcon tubes.




ACCESSORY

Adapter. Suitable for 13 Ø x 75 mm VAC tubes.
Rotor capacity, 6 adapters.

Part No. **1001556**



Digital microprocessor controlled Centrifuges, Series BL and BLT



- INDUCTION DRIVE, MAINTENANCE FREE (NO CARBON BRUSHES).
- SPEED CONTROL BY VARIATOR FREQUENCY SYSTEM.
- RELIABLE FUNCTIONS AND REPEATABILITY.
- LOGICAL EASY TO USE CONTROL PANEL.
- SUSPENDED, DAMPENED VIBRATION FREE MOTOR DRIVE, GUARANTEES SMOOTH OPERATION.
- QUIET OPERATION, INTERNAL INSULATION WHICH ABSORBS NOISE AND VIBRATIONS.
- SUCTION SUPPORT FEET THAT PREVENTS BENCH CREEP.

SAFETY:

AUTOMATICALLY STOPS IF OUT OF BALANCE.
LID CANNOT BE OPENED IF THE MOTOR IS RUNNING.
SYSTEM CANNOT BE STARTED IF THE LID IS OPEN.
SPEED LIMITED BY EACH ROTOR.

TWO DIFFERENT CONTROL SYSTEMS:



Digital display and



TFT touch screen

CENTROLIT II-BL - CENTRO 4-BL - CENTRO 8-BL



Specific functions of models with digital screen:

- Electronic control of speed.
- Electronic control of time.

CENTROMIX BLT - MIXTASEL BLT - CENTRONIC BLT - CENTROFRIGER BLT - MEDITRONIC BLT - MEDIFRIGER BLT - MACROTRONIC BLT - MACROFRIGER BLT - MACROFRIGER BLT-BLOOD



Specific functions of models with touch screen:

- Acoustic and visual alarm
- 10 working programs with 4 parameters for each program: acceleration, braking, rpm, time.
- Network failure detection and storage.
- Safety thermostat (refrigerated models only).
- Temperature correction (refrigerated models only).

- Languages: Spanish, English and French.
- Overtemperature and Low temperature alarm.
- Rotors list available on screen.
- Door open alarm.
- Rotor and motor running hours log.





CENTRIFUGES ELECTRONIC DIGITAL CONTROL “Centrolit II-BL”, “Centro-4-BL”, “Centro-8-BL”, With induction drive maintenance free motor.

SAFETY:

UNE-EN 61010.2.020. ELECTROMAGNETIC LID LOCK, PREVENTS THE OPENING OF THE CENTRIFUGE IF THE ROTOR IS IN MOTION. PREVENTS THE STARTING OF THE MOTOR IF THE LID IS OPEN. ROTOR AND BUCKETS ARE IDENTIFIED BY LASER SIGNAL. AUTOCLAVABLE.

COMMON FEATURES

Electronic control with digital display of speed and time, with acceleration and brake ramp.

Timer controllable from 1' to 60' or continuous operation.

Rubber suspended motor that guarantees a smooth operation.

Digital speed display.

Pulse button, that drives the motor while pressed.

Automatic stop if out of balance, with indicator light.

Suction base supports that adhere to the work bench surface.


Quiet operation, insulated interior that absorbs noise and vibrations.

In the case of mains failure, manual open override aperture.

Noise level 50-60dBA.

Rotors and buckets with laser identification.

Autoclavable.



CONTROL PANEL

1. Speed display.
2. Push button increase speed.
3. Push button reduce speed.
4. Run Time display.
5. Push button increase run time.
6. Push Button decrease run time.
7. Push button pulse start (RUN/STOP).
8. Push button start.
9. Push button stop.
10. Push button open lid.



Centrifuge “Centrolit II-BL”

SUITABLE FOR HAEMATOCRIT AND SMALL VIALS OF 0.25/0.5 ml AND TUBES OF 1.5/2.2 ml.
FREE MAINTENANCE INDUCTION DRIVE MOTOR.



ABS plastic moulded external case.

MODEL

Part No.	Max. Volume ml	Max. Number of tubes	Height / Width / Depth (exterior) cm	Power W	Weight Kg
7002357	66.6	18 x 1.5 / 2.2 ml	20 28 34	200	6.5

SPARES. Tubes (see page 132).


ACCESSORIES

Interchangeable rotors made of hardened anodised aluminium. Autoclavable.

Part No. head	Rotor type	Volume rotor	Tube capacity maximum	Max. R.p.m.	Max. R.c.f. (xg)
7001704	Angle+lid	Micro-haematocrit	24 x 1.4 mm Ø	12000	13143
7001703	Angle+lid	40.5 ml	18 x 0.25/0.5 ml + 18 x 1.5/2.2 ml	12000	14103
7001702	Angle PCR	6,4 ml	32 x 0.2 mm Ø	12000	9395

Angle rotors supplied without tubes.

Micro-haematocrit rotor supplied with one box of 100 tubes.



Micro-haematocrit reader.
Suitable for micro-haematocrit rotor 7001704.
Part No. **7000929**



Centrifuge "Centro-4-BL"

WITH SWINGOUT HEAD FOR 4 TUBES OF 75 X 13 mm VAC.
FREE MAINTENANCE INDUCTION DRIVE MOTOR.



Control panel features (see page 113).

Centrifuge kit for separating plasma rich platelets from whole blood.



MODEL

Part No.	Height / Width / Depth (exterior) cm	Power W	Max. R.p.m.	Max. R.c.f. (xg)	Weight Kg
7002560	20 28 34	170	5000	2600	6

Rotor comes without tubes.

ABS plastic moulded external case.



Centrifuge "Centro-8-BL"

WITH ANGLE ROTOR FOR 7-15 ml TUBES AND 75 X 13 mm VAC (WITH ADAPTERS).
FREE MAINTENANCE INDUCTION DRIVE MOTOR.



Control panel features (see page 113).



ABS plastic moulded external case

MODEL

Part No.	Max. Volume ml.	Tube capacity	Height / Width / Depth (exterior) cm	Power W	Max. R.p.m.	Max. R.c.f. (xg)	Weight Kg
7002356	120	8 x 15 ml	20 28 34	170	4500	2015	6.5

Supplied complete with 8 x 15 ml glass tubes.

ACCESSORIES

Bucket adapter for 7 ml tubes.
Rotor capacity: 8 adapters.
Part No. **7000700**

Bucket adapter for 75 x 13 mm VAC. tubes.
Rotor capacity: 8 adapters.
Part No. **1001557**
NOT AUTOCLAVABLE

SPARES. Tubes (see page 132).



MICROPROCESSOR CONTROLLED CENTRIFUGES

“Centromix BLT”, “Mixtasel BLT”, “Centronic BLT” and “Centrofriger BLT”

COMMON FEATURES

Robust all metal construction:

- External case made from DUR-AL alloy.
- Internal bowl and top plate all stainless steel
- Internal steel safety chamber within the case.



Rotor identification head (only models “Centronic BLT” and “Centrofriger BLT”) when the centrifuge lid is closed the rotor communicates all the data of the functions of it. This prevents, before use, any risk of failure of using the wrong rotor in a program or exceeding the rotors running parameters. The advantage of this system is that we can add additional rotors to the range without changing the centrifuge model.

Electronic circuits, microprocessor digital control of all parameters and functions: speed, acceleration, brake, RCF, temperature, timer, 10 program storage, automatic rotor recognition and alarm system.

Induction drive maintenance free motor.

Low noise level 50-60 dBa.


Rotors, buckets and adapters are identified with an inalterable engraved laser code.

Air circulation system, to limit any excessive rise in temperature within the centrifuge, all air circulated within the chamber is channelled out of the back and is not re-circulated, this means that the centrifuges internal temperature will remain low and constant.

Hermetically sealed compressor, mounted on anti-vibration mounts with re-circulating evaporator around the centrifuge chamber. (only applies to refrigerated centrifuges).

CONTROL PANEL

TFT Touch screen



1. Stop process key.
2. Start process key.
3. Increase value key.
4. Decrease value key.
5. Scheduled acceleration ramp.
6. Rotor model in use.
7. Reading the real time temperature.
8. Door opening key.
9. RPM or RCF real-time reading.
10. Sequential operation.
11. Time set-up in process.
12. Key to change RPM / RCF.
13. Braking ramp programmed.
14. Return key..



Centrifuge “Centromix BLT”

WITH A CHOICE OF ROTORS AND INTERCHANGEABLE ADAPTERS.
FREE MAINTENANCE INDUCTION DRIVE MOTOR.



HEAD AND BUCKET REDUCERS

- Reducers for bucket. Part No. 7001066:**
7001813 For 1 tube 15 ml (16,5 Ø x 100 mm).
7001814 For 1 tube 10 ml (16 Ø x 80 mm).
7001815 For 1 tube 7 ml (12 Ø x 100 mm).
7001816 For 1 tube 5 ml (12,5 Ø x 75 mm).
Reducers for bucket. Part No. 7001067:
1001557 For 1 tube 5 ml (12,5 Ø x 75 mm).
Reducers for head. Part No. 7000555:
7000700 For 1 tube 7 ml (12 Ø x 100 mm) Sheath
NOT AUTOCLAVABLE.
1001557 For 1 tube 5 ml (12,5 Ø x 75 mm).

MODEL

Part No.	Max. Volume ml	Max. Number of tubes	Height / Width / Depth (exterior) cm	Power W	Weight Kg
7002556	120	4 x 25 ml	23 30 35	180	12

External DUR-AL case, with AISI 304 stainless steel bowl.

ACCESSORIES Rotors and interchangeable buckets and adapters.

Part No. head	Rotor type	Part No. bucket	Total max. Volume (4 adapters)	Bucket/Adapter capacity	Ø x Length mm	Max. R.p.m.	Max. R.c.f. (xg)
7000555	Angle	-	150 ml	10 x 15 ml	16.5 x 100	4400	1850
	Swing out	7001066	100 ml	1 x 25 ml	24 x 100	4400	2705
	Swing out	7001067	60 ml	1 x 15 ml	16.5 x 100	4400	2705
7001065	Swing out	7001068	28 ml	1 x 7 ml	12 x 100	4400	2705
	Swing out	7001573	40 ml	2 x 5 ml VAC	13 x 75	4400	2335
	Swing out	7001070	60 ml	VAC	16 x 100	4400	2790
	Swing out	7001072	-	undrilled	-	4400	2705



Note: All buckets and adapters come without tubes unless stated, see page 132 for tubes and accessories.



Centrifuge "Mixtasel-BLT"

MAINTENANCE FREE INDUCTION DRIVE MOTOR.

Polyvalent with rotors and interchangeable adapters

Control panel features (see page 116).



External case of DUR-AL alloy with ABS plastic coated front AISI 304 stainless steel bowl.

MODEL

Part No.	Max. Volume ml	Max. Number of tubes	Height / Width / Depth (exterior) cm	Power W	Weight Kg
7002576	400	4 x 100 ml	34 41 54	210	22

ACCESSORIES

Swing out rotor with interchangeable sealed buckets and adapters, each with identification code. Autoclavable.



Part No. head	Rotor type	Bucket open	Sealed bucket	Part No. adapter	Total max. Volume (4 adapters)	Bucket/Adapter capacity	Ø x Length mm	Max. R.p.m.	Max. R.c.f. (xg)
	Swing out	7000731	7000732	7000734	200 ml	1 x 50 ml	34 x 100	4200	4137
	Swing out	7000731	7000732	7000735	200 ml	2 x 25 ml	24 x 100	4200	4137
	Swing out	7000731	7000732	7000736	420 ml	7 x 15 ml and VAC*	16.5 x 100	4200	4137
7009079	Swing out	7000731	7000732	7001647	240 ml	6 x 10 ml	17 x 110	4200	4137
	Swing out	7000731	7000732	7000737	336 ml	12 x 7 ml	12 x 100	4200	4137
	Swing out	7000731	7000732	7000738	240 ml	12 x 5 ml	12.5 x 75	4200	4137
	Swing out	7000731	7000732	7001648	140 ml	7 x 5 ml and VAC*	13 x 75	4200	4137
	Swing out	7000731	7000732	7000739	144 ml	12 x 3 ml	11 x 100	4200	4137
	Swing out	7000731	7000732	7000740	-	undrilled	-	4200	4137
7000612	Swing out	-	-	-	-	4 x 96 microtiter	-	4200	1719

*VAC: Blood tube with stopper.

** Bucket Part No. 7000731 accommodate 1 x 200 ml polypropylene bottle with cap without the need of an adapter.

Note: All buckets and adapters come without tubes unless stated, see page 132 for tubes and accessories.

ACCESSORIES

Interchangeable angle rotors with lids, made of hardened anodised aluminium. Rotors come with identification system. Autoclavable rotors and buckets.


Part No. head	Rotor type	Max. volume	Tube capacity	Ø x Length mm	Max. R.p.m.	Max. R.c.f. (xg)
7001705	Angle+lid	270 ml	18 x 15 ml	16.5 x 100	4200	1893
7001711	Angle+lid	400 ml	8 x 50 ml	34 x 100	4200	1921
7001342	Angle+lid	360 ml	24 x 15 ml	16,5 x 100	4200	1893

Note: All buckets and adapters come without tubes unless stated, see page 132 for tubes and accessories.



Swing out rotor, interchangeable buckets and adapters each with identification code. Autoclavable.

BUCKETS



ADAPTERS



Part No. Rotor	Rotor type	Part No. bucket	Sealed bucket	Part No. adapter	Total max. Volume (4 adapters)	Bucket/Adapter capacity	Ø x Length mm	Max. R.p.m.	Max. R.c.f. (xg)
	Swing out	7001700	-	-	400 ml	1 x 100 ml	44 x 104	4200	3030
	Swing out	7000793	-	-	200 ml	1 x 50 ml	34 x 100	4200	3030
	Swing out	7000794	-	-	100 ml	1 x 25 ml	24 x 100	4200	3030
	Swing out	7000795	-	-	240 ml	4 x 15 ml	16.5 x 100	4200	3030
	Swing out	7000796	-	-	140 ml	5 x 7 ml	12 x 100	4200	3030
	Swing out	7000797	-	-	100 ml	5 x 5 ml	12.5 x 75	4200	2441
	Swing out	7000930	-	-	240 ml	4 x 15 ml Falcon	16.5 x 120	4200	3030
	Swing out	7000931	-	-	200 ml	1 x 50 ml Falcon	30 x 117	4200	3030
	Swing out	7001073	-	-	16 VAC	4 VAC*	16 x 100	4200	3030
7001326	Swing out	7001074	-	-	16 VAC	4 VAC*	13 x 75	4200	2441
	Swing out	7000798	-	-	undrilled	-	-	4200	3030
	Swing out	-	7001315	100 ml glass tube**	400 ml	1 x 100 ml	44 x 104	4200	2901
	Swing out	-	7001315	7001316	200 ml	1 x 50 ml	34 x 100	4200	2901
	Swing out	-	7001315	7001317	100 ml	1 x 25 ml	24 x 100	4200	2901
	Swing out	-	7001315	7001318	240 ml	4 x 15 ml	16.5 x 100	4200	2901
	Swing out	-	7001315	7001319	140 ml	5 x 7 ml	12 x 100	4200	2901
	Swing out	-	7001315	7001320	100 ml	5 x 5 ml	12.5 x 75	4200	2901
	Swing out	-	7001315	7001321	64 ml	4 VAC*	13 x 75	4200	2901
	Swing out	-	7001315	7001322	undrilled	-	-	4200	2901

*VAC(r): Blood tube with cap (bung). **Sealed bucket Part No. 7001315 accommodates a 100 ml glass tube without the need of an adapter.

Note: All buckets and adapters come without tubes unless stated, see page 132 for tubes and accessories.

HEAD AND BUCKET REDUCERS

Reducers for head. Part No. **7001711**:

7001707 For 1 tube 50 ml (29 Ø x 103 mm).

7001708 For 1 tube 25 ml (24 Ø x 100 mm).

7001709 For 1 tube 30 ml (25 Ø x 92 mm).

7001710 For 1 tube 15 ml (16,5 Ø x 100 mm).

7001780 For 1 tube 10 ml (16 Ø x 80 mm).

7001781 For 4 tubes 7 ml (12 Ø x 100 mm).

7001782 For 4 tubes 5 ml (12,5 Ø x 75 mm).

Reducers for bucket. Part No. **7001700**:

7001779 for 1 tube 85 ml (38 Ø x 112 mm).



High speed centrifuges with microprocessor control "Centronic BLT" and "Centrofriger BLT"



Versatile. Large range of rotors and adapters. Maintenance free induction motor drive.



Model "Centronic BLT"

MODEL

Part No.	Max. Volume ml	Max. number of tubes	Height / Width / Depth (exterior) cm	Power W	Weight Kg
7001768	400	4 x 100 ml	34 41 54	440	22

Control panel features (see page 116).

External case of DUR-AL alloy with ABS plastic coated front AISI 304 stainless steel bowl.



Model "Centrifriger BLT" refrigerated, temperature range -12 °C to 40 °C.

MODEL

Part No.	Max. Volume ml	Max. number of tubes	Height / Width / Depth (exterior) cm	Power W	Weight Kg
7001769	400	4 x 100 ml	34 41 71	960	39

Note: The rotor being used limits the actual temperature in the chamber due to the speed and ambient temperature. Internal temperature indicated on the LCD display.

ACCESSORIES

Angle rotors with lid, made of anodised hardened aluminium with identification system. All rotors are autoclavable.



7001670



7001324



7001706



7001325



7001323



7001671



7001672



7001673



7001408

With calculator reader

Part No. head	Rotor type	Max. volume	Tubes capacity	Ø x Length mm	CENTRONIC BLT		CENTROFRIGER BLT	
					Max. R.p.m	Max. R.c.f. (xg)	Max. R.p.m	Max. R.c.f. (xg)
7001670	Angle+lid	270 ml	18 x 15 ml	16.5 x 100	4200	1893	4200	1893
7001706	Angle+lid	400 ml	8 x 50 ml	34 x 100	6000	3920	6000	3920
7001325	Angle+lid	500 ml	6 x 50 ml	29 x 103	6000	3920	6000	24204
7001324	Angle+lid	180 ml	6 x 30 ml	25 x 92	13500	16900	15300	20410
7001323	Angle+lid	100 ml	10 x 10 ml	16 x 80	13500	18335	15300	23550
7001671	Angle+lid	40.5 ml	18x0.25/0.5 ml + 18x1.5/2.2 ml	-	13500	15992	15300	20541
7001672	Angle+lid	60 ml	40 x 0.25/0.5 ml	-	13500	16250	15000	20100
7001673	Angle+lid	45 ml	30 x 1.5/2.2 ml	-	13500	19048	15000	23716
7001408	Angle+lid	Microhaematocrit	24	1.4 x 75	12000	15935	12000	15935

Note: All buckets and adapters come without tubes unless stated, see page 132 for tubes and accessories.

ACCESSORIES

Swing out rotor with interchangeable sealed buckets and adapters, each with identification code. Autoclavable.



Part No. head	Rotor Type	Part No. bucket	Sealed bucket	Part No. adapter	Total max. Volume (4 adapters)	Bucket/Adapter capacity	Ø x Length mm	Max. R.p.m.	Max. R.c.f. (xg)	
7001407	Swing out	7001700	-	-	400 ml	1 x 100 ml	44 x 104	5000	4137	
	Swing out	7000793	-	-	200 ml	1 x 50 ml	34 x 100	5000	4137	
	Swing out	7000794	-	-	100 ml	1 x 25 ml	24 x 100	5000	4137	
	Swing out	7000795	-	-	240 ml	4 x 15 ml	16.5 x 100	5000	4137	
	Swing out	7000796	-	-	140 ml	5 x 7 ml	12 x 100	5000	4137	
	Swing out	7000797	-	-	100 ml	5 x 5 ml	12.5 x 75	5000	3318	
	Swing out	7000930	-	-	240 ml	4 x 15 ml Falcon	16.5 x 120	5000	4109	
	Swing out	7000931	-	-	200 ml	1 x 50 ml Falcon	30 x 117	5000	4109	
	Swing out	7001073	-	-	16 VAC	4 VAC*	16 x 100	5000	4137	
	Swing out	7001074	-	-	16 VAC	4 VAC*	13 x 75	5000	3318	
	Swing out	7000798	-	-	undrilled	-	-	5000	4137	
	Swing out	-	7001315	100 ml glass tube**	-	400 ml	1 x 100 ml	44 x 104	5000	4137
	Swing out	-	7001315	-	7001316	200 ml	1 x 50 ml	34 x 100	5000	4137
	Swing out	-	7001315	-	7001317	100 ml	1 x 25 ml	24 x 100	5000	4137
	Swing out	-	7001315	-	7001318	240 ml	4 x 15 ml	16.5 x 100	5000	4137
	Swing out	-	7001315	-	7001319	140 ml	5 x 7 ml	12 x 100	5000	4137
	Swing out	-	7001315	-	7001320	100 ml	5 x 5 ml	12.5 x 75	5000	4137
	Swing out	-	7001315	-	7001321	64 ml	4 VAC*	13 x 75	5000	4137
	Swing out	-	7001315	-	7001322	undrilled	-	-	5000	4137

*VAC(r): Blood tube with cap.

**Sealed bucket Part No. 7001315 accommodates a 100 ml glass tube without the need of an adapter.

Micro-haematocrit rotor comes with a box of 100 tubes and calculus graph.

Note: All buckets and adapters come without tubes unless stated, see page 132 for tubes and accessories.

HEAD AND BUCKET REDUCERS

Reducers for head. Part No. 7001706:

7001707 For 1 tube 50 ml (29 Ø x 103 mm).

7001708 For 1 tube 25 ml (24 Ø x 100 mm).

7001709 For 1 tube 30 ml (25 Ø x 92 mm).

7001710 For 1 tube 15 ml (16,5 Ø x 100 mm).

7001780 For 1 tube 10 ml (16 Ø x 80 mm).

7001781 For 4 tube 7 ml (12 Ø x 100 mm).

7001782 For 4 tube 5 ml (12,5 Ø x 75 mm).

Reducers for head. Part No. 7001325:

7001791 For 1 tube 25 ml (24 Ø x 100 mm).

7001792 For 1 tube 30 ml (25 Ø x 92 mm).

7001793 For 1 tube 15 ml (16,5 Ø x 100 mm).

7001794 For 1 tube 10 ml (16 Ø x 80 mm).

7001795 For 2 tubes 7 ml (12 Ø x 100 mm).

7001796 For 2 tubes 5 ml (12,5 Ø x 75 mm).

Reducers for head. Part No. 7001324:

7001797 For 1 tube 15 ml (16,5 Ø x 100 mm).

7001798 For 1 tube 10 ml (16 Ø x 80 mm).

7001799 For 1 tube 7 ml (12 Ø x 100 mm).

7001800 For 1 tube 5 ml (12,5 Ø x 75 mm).

Reducers for head. Part No. 7001670:

7000700 For 1 tube 7 ml (12 Ø x 100 mm).

1001557 For 1 tube 5 ml (12,5 Ø x 75 mm).

Reducers for head. Part No. 7001323:

7001801 For 1 tube 5 ml (12,5 Ø x 75 mm).

Reducers for bucket. Part No. 7001700:

7001779 For 1 tube 85 ml (38 Ø x 112 mm).

ACCESSORIES

Swing out rotor with interchangeable sealed buckets and adapters, each with identification code. Autoclavable.



Part No. head	Rotor type	Bucket open	Sealed bucket	Part No. adapter	Total max. Volume (4 adapters)	Bucket/Adapter capacity	Ø x Length mm	Max. R.p.m.	Max. R.c.f. (xg)
	Swing out	7000731	7000732	7000734	200 ml	1 x 50 ml	34 x 100	5000	4200
	Swing out	7000731	7000732	7000735	200 ml	2 x 25 ml	24 x 100	5000	4200
	Swing out	7000731	7000732	7000736	420 ml	7 x 15 ml and VAC*	16.5 x 100	5000	4200
7009079	Swing out	7000731	7000732	7001647	240 ml	6 x 10 ml	17 x 110	5000	4200
	Swing out	7000731	7000732	7000737	336 ml	12 x 7 ml	12 x 100	5000	4200
	Swing out	7000731	7000732	7000738	240 ml	12 x 5 ml	12.5 x 75	5000	4200
	Swing out	7000731	7000732	7001648	140 ml	7 x 5 ml and VAC*	13 x 75	5000	4200
	Swing out	7000731	7000732	7000739	144 ml	12 x 3 ml	11 x 100	5000	4200
	Swing out	7000731	7000732	7000740	-	undrilled	-	5000	4200
7000613	Swing out	-	-	-	-	4 x 96 microtiter	-	4200	1719

*VAC: Blood tube with stopper.

** Bucket part nos. 7000731 and 7000732 accommodate 1 x 200 ml polypropylene bottle with cap without the need of an adapter.

Note: All buckets and adapters come without tubes unless stated, see page 132 for tubes and accessories.



Microprocessor controlled centrifuges “Meditronic BLT”, “Medifriger BLT”, “Macrotronic BLT” and “Macrofriger BLT”



COMMON FEATURES

Induction drive maintenance free motor.

Low noise level 50-60dBa.

Robust all metal construction:

-External case made from DUR-Al alloy.

-Internal bowl and top plate all stainless steel

-Internal steel safety chamber within the case.

Electronic circuits, microprocessor digital control of all parameters and functions: speed, acceleration, brake, RCF, temperature, timer, 10 program storage, automatic rotor recognition and alarm system.



Rotor identification head, when the centrifuge lid is closed the rotor communicates all the data of the functions of it. This prevents, before use, any risk of failure of using the wrong rotor in a program or exceeding the rotors running parameters. The advantage of this system is that we can add additional rotors to the range without changing the centrifuge model.

All Rotors, buckets and adapters are identified with an inalterable engraved laser code.

Air circulation system, for centrifuges without refrigeration to limit any excessive rise in temperature within the centrifuge, all air circulated within the chamber is channelled out of the back and is not re-circulated, this means that the centrifuges internal temperature will remain low and constant.

Hermetically sealed compressor, mounted on anti-vibration mounts with re-circulating evaporator around the centrifuge chamber. (only applies to refrigerated centrifuges).

CONTROL PANEL

Touch screen



1. Stop process key.
2. Start process key.
3. Increase value key.
4. Decrease value key.
5. Scheduled acceleration ramp.
6. Rotor model in use.
7. Reading the real time temperature. (refrigerated models only).
8. Door opening key.
9. RPM or RCF real-time reading.
10. Sequential operation.
11. Time set-up in process.
12. Key to change RPM / RCF.
13. Braking ramp programmed.
14. Return key..



High speed centrifuges with microprocessor control “Meditronic-BLT” and “Medifriger-BLT”



Capacity up to 800 ml. Maintenance free induction motor drive.



Control panel features (see page 121).
External case made of DUR-AL alloy with an AISI 304 stainless steel bowl.

Model “Meditronic-BLT”

MODEL

Part No.	Max. Volume ml	Max. Number of tubes	Height / Width / Depth (exterior) cm	Power W	Weight Kg
7001476	800	4 x 200 ml	38 46 52	520	44

Model “Medifriger-BLT” refrigerated, temperature range -12 °C to 40 °C.

MODEL

Part No.	Max. Volume ml	Max. Number of tubes	Height / Width / Depth (exterior) cm	Power W	Weight Kg
7001477	800	4 x 200 ml	38 68 52	1230	70

Note: The rotor being used limits the actual temperature in the chamber due to the speed and ambient temperature. Internal temperature indicated on the LCD display.

ACCESSORIES

Angle rotors with lid, made of anodised hardened aluminium with identification system. All rotors are autoclavable.




Part No. head	Rotor type	Max. volume	Tube capacity	Ø x Length mm	MEDITRONIC BLT		MEDIFRIGER BLT	
					Max. R.p.m	Max. R.c.f. (xg)	Max. R.p.m	Max. R.c.f. (xg)
7000741	Angle+lid	600 ml	6 x 100 ml	44 x 104	4500	3170	4500	3170
7000742	Angle+lid	400 ml	8 x 50 ml	34 x 100	4600	3075	4600	3075
7000743	Angle+lid	360 ml	24 x 15 ml	16.5 x 100	4800	3761	4800	3761
7001449	Angle+lid	510 ml	6 x 85 ml	38 x 105	8000	6868	12000	15455
7001448	Angle+lid	400 ml	8 x 50 ml	29 x 103	8000	7802	12000	15938
7001447	Angle+lid	180 ml	6 x 30 ml	25 x 92	9000	7424	14000	17965
7001446	Angle+lid	200 ml	20 x 10 ml	16 x 80	9000	8964	12000	15997
7001445	Angle+lid	100 ml	10 x 10 ml	16 x 80	9000	7293	15000	20124
7001444	Angle+lid	45 ml	30 x 1.5/2.2 ml	-	11000	12619	15000	23470

Note: All buckets and adapters come without tubes unless stated, see page 132 for tubes and accessories.

ACCESSORIES

Swing out rotor with interchangeable sealed buckets and adapters, each with identification code. Autoclavable.



Part No. head	Rotor type	Bucket open	Sealed bucket	Part No. adapter	Total max. Volume (4 adapters)	Bucket/Adapter capacity	Ø x Length mm	Max. R.p.m.	Max. R.c.f. (xg)
7001340	Swing out	7000746	7000756	7001387	800 ml	1 x 200 ml	56.6 x 104	5000	4312
	Swing out	7000746	7000756	7001657	500 ml	1 x 125 ml	51 x 115	5000	4312
	Swing out	7000746	7000756	7000747	400 ml	1 x 100 ml	44 x 104	5000	4312
	Swing out	7000746	7000756	7001658	320 ml	1 x 80 / 85 ml	38 x 105	5000	4312
	Swing out	7000746	7000756	7000748	400 ml	2 x 50 ml	34 x 100	5000	4312
	Swing out	7000746	7000756	7000939	400 ml	2 x 50 ml Falcon	30 x 117	5000	4312
	Swing out	7000746	7000756	7001659	400 ml	2 x 50 ml	29 x 103	5000	4312
	Swing out	7000746	7000756	7001660	600 ml	5 x 30 ml	25 x 92	5000	4312
	Swing out	7000746	7000756	7000749	500 ml	5 x 25 ml	24 x 100	5000	4312
	Swing out	7000746	7000756	7000750	720 ml	12 x 15 ml	16.5 x 100	5000	4312
	Swing out	7000746	7000756	7000750	720 ml	12 VAC*	16.5 x 100	5000	4312
	Swing out	7000746	7000756	7000938	240 ml	4 x 15 ml Falcon	16.5 x 120	5000	4312
	Swing out	7000746	7000756	7001661	-	12 VAC*	13 x 75	5000	4312
	Swing out	7000746	7000756	7001662	480 ml	12 x 10 ml	16.8 x 85	5000	4312
	Swing out	7000746	7000756	7000751	560 ml	20 x 7 ml	12 x 100	5000	4312
	Swing out	7000746	7000756	7000752	400 ml	20 x 5 ml	12.5 x 75	5000	4312
	Swing out	7000746	7000756	7000753	240 ml	20 x 3 ml	11 x 100	5000	4312
	Swing out	7000746	7000756	7000754	120 ml	20 de 1.5 / 2.2 ml	-	5000	4312
	Swing out	7000746	7000756	7000755	undrilled	-	-	5000	4312
7000613	Swing out	-	-	-	-	4 x 96 microtiter	-	4200	2702

*VAC: Blood tube with stopper. Note: All buckets and adapters come without tubes unless stated, see page 132 for tubes and accessories.

HEAD REDUCERS

Reducers for head. Part No. 7000741:

- 7001770 For 1 tube 85 ml (38 Ø x 105 mm).
- 7001771 For 1 tube 50 ml (34 Ø x 100 mm).
- 7001772 For 1 tube 50 ml (29 Ø x 103 mm).
- 7001773 For 1 tube 25 ml (24 Ø x 100 mm).
- 7001774 For 1 tube 30 ml (25 Ø x 100 mm).
- 7001775 For 3 tubes 15 ml (16,5 Ø x 100 mm).
- 7001776 For 3 tubes 10 ml (16 Ø x 80 mm).
- 7001777 For 7 tubes 7 ml (12 Ø x 100 mm).
- 7001778 For 7 tubes 5 ml (12,5 Ø x 75 mm).
- Reducers for head. Part No. 7000742:**
- 7001707 For 1 tube 50 ml (29 Ø x 103 mm).
- 7001708 For 1 tube 25 ml (24 Ø x 100 mm).
- 7001709 For 1 tube 30 ml (25 Ø x 92 mm).
- 7001710 For 1 tube 15 ml (16,5 Ø x 100 mm).

7001780 For 1 tube 10 ml (16 Ø x 80 mm).

7001781 For 4 tubes 7 ml (12 Ø x 100 mm).

7001782 For 4 tubes 5 ml (12,5 Ø x 75 mm).

Reducers for head. Part No. 7001449:

- 7001783 For 1 tube 50 ml (34 Ø x 100 mm).
- 7001784 For 1 tube 50 ml (29 Ø x 103 mm).
- 7001785 For 1 tube 25 ml (24 Ø x 100 mm).
- 7001786 For 1 tube 30 ml (25 Ø x 92 mm).
- 7001787 For 2 tubes 15 ml (16,5 Ø x 100 mm).
- 7001788 For 2 tubes 10 ml (16 Ø x 100 mm).
- 7001789 For 5 tubes 7 ml (12 Ø x 100 mm).
- 7001790 For 5 tubes 5 ml (12,5 Ø x 75 mm).
- Reducers for head. Part No. 7001448:**
- 7001791 For 1 tube 25 ml (24 Ø x 100 mm).
- 7001792 For 1 tube 30 ml (25 Ø x 100 mm).

7001793 For 1 tube 15 ml (16,5 Ø x 100 mm).

7001794 For 1 tube 10 ml (16 Ø x 80 mm).

7001795 For 2 tubes 7 ml (12 Ø x 100 mm).

7001796 For 2 tubes 5 ml (12,5 Ø x 75 mm).

Reducers for head. Part No. 7001447:

- 7001797 For 1 tube 15 ml (16,5 Ø x 100 mm).
- 7001798 For 1 tube 10 ml (16 Ø x 80 mm).
- 7001799 For 1 tube 7 ml (12 Ø x 100 mm).
- 7001800 For 1 tube 5 ml (12,5 Ø x 75 mm).
- Reducers for head. Part No. 7001445/7001446:**
- 7001801 For 1 tube 5 ml (12,5 Ø x 75 mm).
- Reducers for head. Part No. 7000743:**
- 7000700 For 1 tube 7 ml (12 Ø x 100 mm).
- 1001557 For 1 tube 5 ml (12,5 Ø x 75 mm).



Microprocessor controlled Centrifuge “Macrotronic-BLT” and “Macrofriger-BLT”



**Multi-capability. Capacity from 1.5/2.2 ml vials up to tubes of 500 ml and 500ml blood bags.
Maintenance free induction motor drive.**

Control panel features (see page 121).
External case made of DUR-AL alloy with an AISI 304 stainless steel bowl.



Model “Macrotronic-BLT”

MODEL

Part No.	Max. volume ml	Max. No. of bags	Height / Width / Depth (exterior) cm	Power W	Weight Kg
7001485	2000	4 x 500 ml	45 60 66	720	76



Model “Macrofriger-BLT” refrigerated, temperature range -12 °C to 40 °C.

MODEL

Part No.	Max. volume ml	Max. No. of bags	Height / Width / Depth (exterior) cm	Power W	Weight Kg
7001486	2000	4 x 500 ml	97 60 66	1230	156

Note: The rotor being used limits the actual temperature in the chamber due to the speed and ambient temperature. Internal temperature Indicated on the LCD display.

ACCESSORIES

Angle rotors with lid, made of anodised hardened aluminium with identification system. All rotors are autoclavable.



Part No. head	Rotor type	Max. volume	Tube capacity	Ø x Length mm	MACROTRONIC BLT		MACROFRIGER BLT	
					Max. R.p.m	Max. R.c.f. (xg)	Max. R.p.m	Max. R.c.f. (xg)
7000561	Angle+lid	600 ml	12 x 50 ml	34 x 100	4530	3785	4530	3785
7000560	Angle+lid	840 ml	56 x 15 ml	16.5 x 100	4030	3268	4030	3268
7001650	Angle+lid	1500 ml	6 x 250 ml	62 x 122	8000	10373	9000	13129
7001651	Angle+lid	510 ml	6 x 85 ml	38 x 105	10000	10731	12000	15452
7001652	Angle+lid	400 ml	8 x 50 ml	29 x 103	10000	11066	12000	15935
7001653	Angle+lid	360 ml	12 x 30 ml	25 x 92	10000	12296	12000	17706
7001654	Angle+lid	200 ml	20 x 10 ml	16 x 80	10000	11066	12000	15935

Swing out rotor with interchangeable sealed buckets and adapters, each with identification code. Autoclavable.



Part No. head	Rotor type	Bucket open	Sealed bucket	Part No. adapter	Total max. Volume (4 adapters)	Bucket/Adapter capacity	Ø x Length mm	Max. R.p.m.	Max. R.c.f. (xg)
7000745	Swing out	7000746	7000756	7001387	800 ml	1 x 200 ml	56.6 x 104	5000	4615
	Swing out	7000746	7000756	7001657	500 ml	1 x 125 ml	51 x 115	5000	4615
	Swing out	7000746	7000756	7000747	400 ml	1 x 100 ml	44 x 104	5000	4615
	Swing out	7000746	7000756	7001658	320 ml	1 x 80 / 85 ml	38 x 105	5000	4615
	Swing out	7000746	7000756	7000748	400 ml	2 x 50 ml	34 x 100	5000	4615
	Swing out	7000746	7000756	7000939	400 ml	2 x 50 ml Falcon	30 x 117	5000	4615
	Swing out	7000746	7000756	7001659	400 ml	2 x 50 ml	29 x 103	5000	4615
	Swing out	7000746	7000756	7001660	600 ml	5 x 30 ml	25 x 92	5000	4615
	Swing out	7000746	7000756	7000749	500 ml	5 x 25 ml	24 x 100	5000	4615
	Swing out	7000746	7000756	7000750	720 ml	12 x 15 ml	16.5 x 100	5000	4615
	Swing out	7000746	7000756	7000750	720 ml	12 VAC*	16.5 x 100	5000	4615
	Swing out	7000746	7000756	7000938	240 ml	4 x 15 ml Falcon	16.5 x 120	5000	4615
	Swing out	7000746	7000756	7001661	-	12 VAC*	13 x 75	5000	4615
	Swing out	7000746	7000756	7001662	480 ml	12 x 10 ml	16.8 x 85	5000	4615
	Swing out	7000746	7000756	7000751	560 ml	20 x 7 ml	12 x 100	5000	4615
	Swing out	7000746	7000756	7000752	400 ml	20 x 5 ml	12.5 x 75	5000	4615
	Swing out	7000746	7000756	7000753	240 ml	20 x 3 ml	11 x 100	5000	4615
	Swing out	7000746	7000756	7000754	120 ml	20 de 1.5 / 2.2 ml	-	5000	4615
Swing out	7000746	7000756	7000755	undrilled	-	-	5000	4615	

*VAC: Blood tube with stopper.

Note: All buckets and adapters come without tubes unless stated, see page 132 for tubes and accessories.

ACCESSORIES

Swing out rotor



7001450

Open bucket
1 blood bag



7001451

Adapters



7001395



7001655



7001396



7001397



7001398



7001399



7001400



7001401



7001656

Bucket for
3 x 96 well plates

Part No. head	Rotor type	Bucket open	Part No. adapter	Total max. Volume (4 adapters)	Bucket/Adapter capacity	Ø x Length mm	Max. R.p.m.	Max. R.c.f. (xg)
7001450	swing out	7001451	7001395	2000 ml	1 x 500 ml	70 x 165	3200	2358
	swing out	7001451	7001655	1000 ml	1 x 250 ml	62 x 122	3200	2358
	swing out	7001451	7001396	800 ml	1 x 200 ml	56.6 x 104	3200	2358
	swing out	7001451	7001397	800 ml	2 x 100 ml	44 x 104	3200	2358
	swing out	7001451	7001398	800 ml	4 x 50 ml	34 x 100	3200	2358
	swing out	7001451	7001399	900 ml	9 x 25 ml	24 x 100	3200	2358
	swing out	7001451	7001400	1020 ml	17 x 15 ml	16.5 x 100	3200	2358
	swing out	7001451	7001401	672 ml	24 x 7 ml	12 x 100	3200	2358
	swing out	7001656	-	-	3 plates x 96 microtiter	-	3200	2117

Swing out rotor



7000552

Buckets



7000763



7001075



7000764

200 Height x36 mm Ø
for buckets Part No. 7001075



7001088

158 Height x 58 mm Ø max.
for buckets Part No. 7000764



7000767

ASTM buckets
for testing
sediments in oil and
petroleum

Part No. head	Rotor type	Open Bucket	Total max. Volume (4 adapters)	Bucket/Adapter capacity	Ø x Length mm	Max. R.p.m.	Max. R.c.f. (xg)
	swing out	7000763	1000 ml	1 x 250 ml	56 x 147	3720	3567
7000552	swing out	7001075	4 x 1 ASTM	1 x ASTM cylindrical	36 x 200	3720	3567
	swing out	7000764	4 x 1 ASTM	1 x ASTM pear shaped	58 x 158	3720	3567

Note: All buckets and adapters come without tubes unless stated, see page 132 for tubes and accessories.

HEAD REDUCERS

Reducers for head. Part No. 7001650:

- 7001803 For 1 tube 100 ml (44 Ø x 104 mm).
- 7001804 For 1 tube 85 ml (38 Ø x 105 mm).
- 7001805 For 1 tube 50 ml (34 Ø x 100 mm).
- 7001806 For 2 tubes 50 ml (29 Ø x 103 mm).
- 7001807 For 1 tube 50 ml (30 Ø x 117 mm).
- 7001808 For 3 tubes 30 ml (25 Ø x 92 mm).
- 7001809 For 7 tubes 15 ml (16,5 Ø x 100 mm).
- 7001810 For 7 tubes 10 ml (16 Ø x 100 mm).
- 7001811 For 12 tubes 7 ml (12 Ø x 100 mm).
- 7001812 For 12 tubes 5 ml (12,5 Ø x 75 mm).

Reducers for head. Part No. 7001651:

- 7001783 For 1 tube 50 ml (34 Ø x 100 mm).
 - 7001784 For 1 tube 50 ml (29 Ø x 103 mm).
 - 7001785 For 1 tube 25 ml (24 Ø x 100 mm).
 - 7001786 For 1 tube 30 ml (25 Ø x 92 mm).
 - 7001787 For 2 tubes 15 ml (16,5 Ø x 100 mm).
 - 7001788 For 2 tubes 10 ml (16 Ø x 100 mm).
 - 7001789 For 5 tubes 7 ml (12 Ø x 100 mm).
 - 7001790 For 5 tubes 5 ml (12,5 Ø x 75 mm).
- ### Reducers for head. Part No. 7001652:
- 7001791 For 1 tube 25 ml (24 Ø x 100 mm).
 - 7001792 For 1 tube 30 ml (25 Ø x 100 mm).

7001793 For 1 tube 15 ml (16,5 Ø x 100 mm).

- 7001794 For 1 tube 10 ml (16 Ø x 80 mm).
- 7001795 For 2 tubes 7 ml (12 Ø x 100 mm).
- 7001796 For 2 tubes 5 ml (12,5 Ø x 75 mm).

Reducers for head. Part No. 7001653:

- 7001797 For 1 tube 15 ml (16,5 Ø x 100 mm).
- 7001798 For 1 tube 10 ml (16 Ø x 80 mm).
- 7001799 For 1 tube 7 ml (12 Ø x 100 mm).
- 7001800 For 1 tube 5 ml (12,5 Ø x 75 mm).

Reducers for head. Part No. 7000560:

- 7000700 For 1 tube 7 ml (12 Ø x 100 mm).
- NOT AUTOCLAVABLE
- 1001557 For 1 tube 5 ml (12,5 Ø x 75 mm).



Refrigerated high capacity microprocessor controlled centrifuge suitable for tubes, flasks and blood bags “Megafriger-BLT-Blood” and “Macrofriger-BLT-Blood”



Original J.P. Selecta design. With maintenance free induction drive motor

SAFETY:
SAFETY, CONFORMS TO UNE-EN 61010-2-020.
PROTECTIVE INTERNAL CYLINDER BETWEEN THE CASE AND BOWL.
THE LID CANNOT BE OPENED WHILE THE ROTOR IS SPINNING.
THE MOTOR CANNOT SPIN WHILE THE LID IS OPEN.

IMBALANCE DETECTOR, AUTOMATICALLY STOPS IF THERE IS ANY IMBALANCE.
DOUBLE ELECTROMAGNETIC LID LOCK.
IF THERE IS A POWER FAILURE, A FAIL SAFE SYSTEM CAN BE USED TO OPEN THE LID.
EMERGENCY STOP BUTTON.

COMMON FEATURES

- 7" TFT touch screen.
- Furniture: aluminum structure in Megafriger model and in steel tube with Dur-Al sides in Macrofriger model.
- Internal Stainless steel bowl .
- Aluminium windbreak cover.
- Safety shield: 8 mm thick steel.
- Swing-out rotor, buckets and adapters made of high-density material, engraved identification unalterable.
- Suspended motor with silent-block and shock absorbers that guarantee smooth, quiet operation without vibrations.
- Drive force: equipped with an induction drive maintenance free and highly efficient pollution free motor.
- Semi-hermetically sealed, compressor pollution free with no hydrocarbons or fluoro-carbons.
- Mounted on an anti vibration adjustable rubber feet.
- Microprocessor digital control of all functions: speed, acceleration, brake, R.C.F., temperature, time, 10 program memory, rotor identification, operation fault alarm.
- Digital indicator of the rotor and blood bag buckets operating hours.

APPLICATIONS

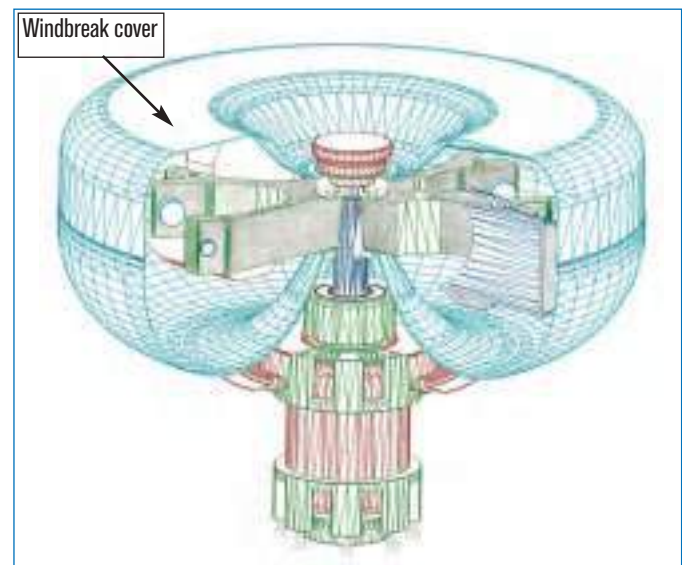
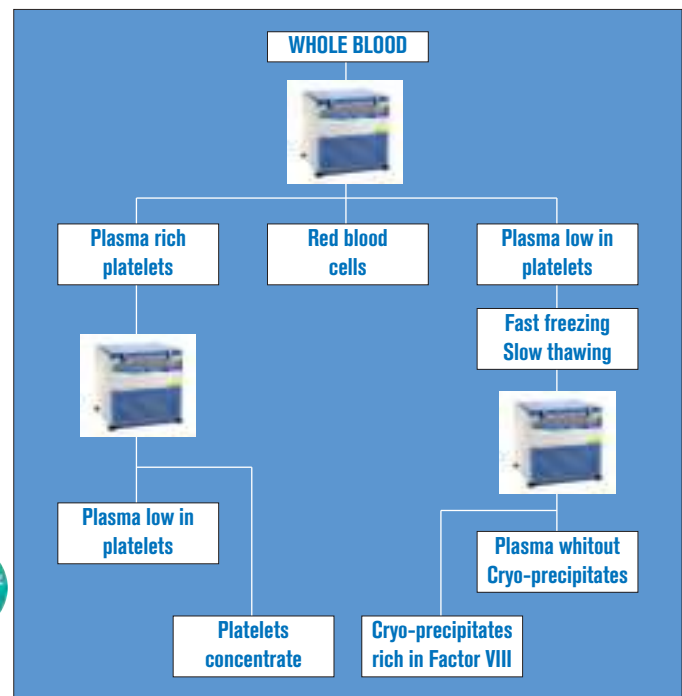
- Specially designed for blood bank applications, where repeatability, precision and reliability of: speed, time, temperature, acceleration and deceleration are significant factors in obtaining perfect separations of the distinct blood fractions.
- Serology investigations.
- Molecular biology.
- Serum separation, pharmaceutical applications.

CONTROL PANEL

Touch screen



- | | |
|---|----------------------------------|
| 1. Stop process key. | 8. Door opening key. |
| 2. Start process key. | 9. RPM or RCF real-time reading. |
| 3. Increase value key. | 10. Sequential operation. |
| 4. Decrease value key. | 11. Time set-up in process. |
| 5. Scheduled acceleration ramp. | 12. Key to change RPM / RCF. |
| 6. Rotor model in use. | 13. Braking ramp programmed. |
| 7. Reading the real time temperature. (refrigerated models only). | 14. Return key.. |



Cross-section of the motor, rotor drive mechanism, showing the windbreak protector with lid that reduces the air resistance and maintains a regulated temperature.



Refrigerated high capacity microprocessor controlled centrifuge suitable for tubes, flasks and blood bags “Megafriger-BLT-Blood”

ADJUSTABLE WORKING TEMPERATURES FROM -10 TO 40 ° C. (TEMPERATURE AT STANDSTILL -20 ° C).
CAPACITY UP TO 1000 ML BOTTLES AND SPECIAL FOR BLOOD BAGS OF 500 TO 800 ML.
MAXIMUM CAPACITY 4 BAGS.

NEW



Swing out rotor 4 places detail



Features and control panel (see page 129).

TECHNICAL SPECIFICATION

Maximum volume:4000 ml
Maximum bucket volume:1000 ml
Speed 7001488:from 300 to 4600 r.p.m.
Accuracy:± 5 r.p.m.
Resolution r.p.m:10 r.p.m.
R.C.F.:from 24 to 5700
Imbalance:± 5 g
Accuracy:4 g
Temperature range:from -10 °C to 40 °C
Temperature stability:±4 °C
Resolution:1 °C
Temperature range:99 min. 59 sec.
Centrifuge radius:241 mm
Acceleration profile:5
Brake profile:9 linear 6 quadratic
Voltage:230.
Power:1700 VA

MODEL

Part No.	Max. Volume ml	Max. Capacity	Height / Width / Depth (exterior) cm	Power W	Weight Kg
7001488	4000	4 bags x 1000 ml	97 70 72	1700	190

ACCESSORIES FOR PART NO. 7001490

Swing out rotor 4 places, treated steel.



Part No. **7001343**

Interchangeable buckets and reducers with identification sign. Autoclavable.



Single bucket.
Bags of 500 to 800 ml.
Part No. **7001344**



Single bucket.
Capacity: 1 blood bag of 500 to 800 ml or 1 flask of 1 litre or with tube adapters.
Part No. **7001393**

Adapters for single bucket Part No. 7001393.

Bottle



1001394



7001395



7001396



7001397



7001398



7001399



7001400



7001401

Single Bucket	Part No. adapter	Total max. Volume (4 adapters)	Capacity: bags, tubes by adapter	Ø x Length mm	R.p.m. Min./Max.	R.c.f. (xg) Min./Max.
7001344	-	3200 ml	2 bag 500 or 800 ml	-	300/4600	24/5520
7001393 Capacity without adapter: 1 bag of 500 to 800 ml or 1x bottle 1000 ml	Bottle 1000 ml 1001394	4000 ml	1 bottle 1000 ml or 1 bag	98 x 175	300/4600	24/5520
	7001395	2000 ml	1 bottle 500 ml	70 x 165	300/4600	24/5520
	7001396	800 ml	1 bottle 200 ml	56.6 x 104	300/4600	24/5520
	7001397	800 ml	2 tubes 100 ml	44 x 104	300/4600	24/5520
	7001398	800 ml	4 tubes 50 ml	34 x 100	300/4600	24/5520
	7001399	900 ml	9 tubes 25 ml	24 x 100	300/4600	24/5520
	7001400	1020 ml	17 tubes 15 ml	16.5 x 100	300/4600	24/5520
7001401	672 ml	24 tubes 7 ml	12 x 100	300/4600	24/5520	

Note: All buckets and adapters come without tubes, see page 132 for tubes and accessories.
Other adapters can be manufactured as per customers specification.

COMPLEMENTS



Blood bank refrigerated cabinets "Blood Bank" A, C and D

FORCED AIR CIRCULATION.
FIXED TEMPERATURE +4 °C. STABILITY ±1.5 °C. RESOLUTION 1 °C.
SEVEN DAYS GRAPHIC TEMPERATURE REGISTER.
CAPACITIES FROM 80 TO 480 BLOOD BAGS.



FEATURES

See page. 79

MODELS	Part No.	Capacity litres	Capacity bags	Height / Width / Depth (interior) cm	Height / Width / Depth (exterior) cm	Power W	Power HP	Number of shelves	Weight Kg
Blood Bank A	2101519	235	80	109 51 55	156 61 62	300	1/7	4	90
Blood Bank C	2101512	560	200	153 54 66	213 80 79	497	3/8	4	165
Blood Bank D	2101514	1240	480	153 124 68	213 139 79	1034	5/8	8	212

They are supplied with trays.



Refrigerated high capacity microprocessor controlled centrifuge suitable for tubes, flasks and blood bags “Macrofriger-BLT-Blood”

ADJUSTABLE WORKING TEMPERATURES FROM 0 TO 40 ° C. (TEMPERATURE AT STANDSTILL -20 ° C).
CAPACITY UP TO 1000 ML BOTTLES AND SPECIAL FOR TRIPLE AND QUADRUPLE BLOOD BAGS OF 500 TO 800 ML.
MAXIMUM CAPACITY 12 BAGS.



Image showing the rotor and double buckets for quad and triple blood bags of 500 and 800 ml.

Features and control panel (see page 129).

TECHNICAL SPECIFICATION

Maximum volume:	9600 ml
Maximum bucket volume:	1600 ml
Speed 7001490:	from 300 to 4070 r.p.m.
Accuracy:	± 5 r.p.m.
Resolution r.p.m.:	10 r.p.m.
R.C.F.:	from 29 to 5430
Imbalance:	± 5 g
Accuracy:	4 g
Temperature range:	from -20 °C to 40 °C
Temperature stability:	±4 °C
Resolution:	1 °C
Temperature range:	99 min. 59 sec.
Centrifuge radius:	290 mm
Acceleration profile:	5
Brake profile:	9 linear 6 quadratic
Voltage:	230/400 three phase.
Power:	4500 VA

MODEL

Part No.	Max. Volume ml	Max. Capacity	Height / Width / Depth (exterior) cm	Power W	Weight Kg
7001490	9600	12 bags x 800 ml	105 96 96	5500	420



ACCESSORIES FOR PART NO. 7001490

Swing out rotor 6 places, treated steel.



Part No. **7001391**

Interchangeable buckets and reducers with identification sign. Autoclavable.



Buckets with two compartments for blood bags of 500 to 800 ml. For triple and quad bags
Part No. **7001392**



Single bucket.
Capacity: 1 blood bag of 500 to 800 ml or 1 flask of 1 litre or with tube adapters.
Part No. **7001393**

Bags holder set for double cup 7001392
Part No. **0928292**

Adapters for single bucket Part No. 7001393.

Bottle



1001394



7001395



7001396



7001397



7001398



7001399



7001400



7001401

Double Bucket	Single Bucket	Part No. adapter	Total max. Volume (6 adapters)	Capacity: bags, tubes by adapter	Ø x Length mm	R.p.m. Min./Max.	R.c.f. (xg) Min./Max.
7001392	-	-	9600 ml	2 bags 500 or 800 ml	-	300/4070	29/5450
-	-	Bottle 1000 ml 1001394	6000 ml	1 bottle 1000 ml or 1 bag	98 x 175	300/4070	29/5430
-	7001393	7001395	3000 ml	1 bottle 500 ml	70 x 165	300/4070	29/5430
-	Capacity	7001396	1200 ml	1 bottle 200 ml	56.6 x 104	300/4070	29/5430
-	without adapter:	7001397	1200 ml	2 tubes 100 ml	44 x 104	300/4070	29/5430
-	1 bag of	7001398	1200 ml	4 tubes 50 ml	34 x 100	300/4070	29/5430
-	500 to 800 ml	7001399	1350 ml	9 tubes 25 ml	24 x 100	300/4070	29/5430
-	or 1x bottle	7001400	1530 ml	17 tubes 15 ml	16.5 x 100	300/4070	29/5430
-	1000 ml	7001401	1008 ml	24 tubes 7 ml	12 x 100	300/4070	29/5430

Note: All buckets and adapters come without tubes, see page 132 for tubes and accessories.
Other adapters can be manufactured as per customers specification.

ACCESSORIES FOR PART NO. 7001490

Swing out rotor 4 places, treated steel.



Part No. **7001394**

Biological single bucket safety with screw cap for 2 bags of 450 ml blood or 1 bag of 1200 ml.



Part No. **7001330**



7001331



7001332



7001333

Double Bucket	Single Bucket	Part No. adapter	Total max. Volume (4 adapters)	Capacity: bags, tubes by adapter	Ø x Length mm	R.p.m. Min./Max.	R.c.f. (xg) Min./Max.
-	7001330	-	4800 ml	2 bags of 450 or 1 of 1200 ml	-	300/4070	32/5944
-	Capacity	7001331	1600 ml	8 x 50 ml falcon tubes	34 x 120	300/4070	27/4944
-	without adapter: 2 bags	7001332	2100 ml	35 x 15 ml VAC tubes	15,5 x 100	300/4070	25/4722
-	of 450 ml or 1 of 1200 ml	7001333	700 ml	35 x 5 ml VAC tubes	12,5 x 75	300/4070	24/4444

COMMON ACCESSORIES. Tubes of glass and plastic.

Plastic tubes and flasks with screw cap lids.

Volume ml	Dimensions mm	Type	Part No.	Material	Max. (xg) range	Temperature °C
10	16 Ø x 80	Comecta	5752399	Polypropylene	50000	4 ... 121
		Herolab	5752421	Polypropylene	57000	-180 ... 145
		Herolab	5752401	Polycarbonate	57000	-150 ... 121
30	25 Ø x 92	Comecta	5752398	Polypropylene	50000	4 ... 121
		Herolab	5752955	Polypropylene	64000	-180 ... 145
		Herolab	5752951	Polycarbonate	64000	-150 ... 121
50	29 Ø x 103	Comecta	5752397	Polypropylene	50000	4 ... 121
		Herolab	5753205	Polypropylene	69000	-180 ... 145
		Herolab	5753201	Polycarbonate	69000	-150 ... 121
80	38 Ø x 105	Comecta	5752396	Polypropylene	40000	4 ... 121
		Herolab	5753243	Polypropylene	50000	-180 ... 145
		Herolab	5753241	Polycarbonate	50000	-150 ... 121
200	56.6 Ø x 104	Herolab	5715202	Polypropylene	10000	-180 ... 145
		Herolab	5715203	Polycarbonate	10000	-150 ... 121
250	62 Ø x 122	Comecta	5752395	Polypropylene	13200	4 ... 121
		Herolab	5753411	Polypropylene	33000	-180 ... 145
		Herolab	5753401	Polycarbonate	33000	-150 ... 121
500	70 Ø x 165	Herolab	5753512	Polypropylene	14000	-180 ... 145
		Herolab	5753501	Polycarbonate	14000	-150 ... 121
1000	98 Ø x 175	Herolab	5752571	Polypropylene	4936	-180 ... 145
		Herolab	5752561	Polycarbonate	4936	-150 ... 121



Type HEROLAB polycarbonate tubes transparent Polypropylene tubes translucent. Autoclavable.

Type COMECTA polypropylene translucent. Autoclavable.



Glass Tubes.

Volume	Dimensions mm	Part No.
Micro-haematocrit*	1.4 Ø x 75	7000910
7 ml	12 Ø x 100	7000773
15 ml	16.5 Ø x 100	7000772
25 ml	24 Ø x 100	7000771
50 ml	34 Ø x 100	7000770
100 ml	44 Ø x 104	7000769
250 ml	56 Ø x 147	7000768
ASTM	Conical	7001088
ASTM	Pear shape	7000767

*Box of 100 tubes.

SPARE

Buckets for angle rotors.

Suitable for model	Part No. 15 ml plastic	Part No. 15 ml plastic	Part No. 50 ml metal	Part No. 100 ml metal
Gencom II	7001403	7001500	7005000	7001000
Part No. 7002240	Yes			
Centro-8		Yes		
Part No. 7002356				
Centromix BLT		Rotor		
Part No. 7002556		7000550		
Meditronic BLT		Rotor	Rotor	Rotor
Part No. 7001476		7000743	7000742	7000741
Medifriger BLT		Rotor	Rotor	Rotor
Part No. 7001477		7000743	7000742	7000741
Macrotronic BLT		Rotor	Rotor	
Part No. 7001485		7000560	7000561	
Macrofriger BLT		Rotor	Rotor	
Part No. 7001486		7000560	7000561	

ALL THE ROTORS, BUCKETS AND ADAPTERS COME WITH LASER ETCHED IDENTIFICATION.

ACCESSORIES for cytology

Description	Part No.
1. Slide clip fastener	5004050
2. Sample container	5004051
3. Two samples container	5004052
4. Filter	5004053
5. Cyto slide of 1 circle	5004054
6. Cyto slide of 2 circles	5004055
7. Disposable container 1 sample	5004056
8. Disposable container 2 samples	5004057



STERILIZATION AND BACTERIOLOGICAL OVENS - FURNACES



Poupinel sterilizers	page	136
Drying and sterilization ovens	pages	137 to 149
Universal precision ovens	pages	142 and 143
High temperature ovens	page	146
Vacuum ovens	pages	147 and 148
Desiccators	page	149
Bacteriological incubators	pages	150 to 153
Cooled low temperature incubator	pages	154 and 155
Incubator chamber	page	156
CO₂ incubator	page	157
Precise cooled incubators	page	158 and 160
Electric muffle furnaces	pages	161 to 163

*"The key to quality is found in the personal commitment of each and every one within a company and by the management taking the lead."
Eugenio d'Ors*



LABORATORY OVENS AND INCUBATORS

Leading edge technology. Maximum Precision.



Drying and sterilization ovens:

Drying: For all drying processes of diverse laboratory material or glass material in general, printed circuits, granule and powder, etc.

Sterilization: They guarantee microorganisms destruction, either pathogen ones or not, which will be over or inside the material. They allow sterilization of powder and non-volatile viscose substances. For a good sterilization, a temperature between 160 °C and 180 °C and 2 hours exposition is usually required.

Vacuum drying ovens:

They are developed for applications of thermal and drying treatments of heat-sensitive products.

Bacteriological culture ovens:

For microorganisms or culture incubation in clinical diagnosis, in sanitary or nutritious industry. The samples are preserved at a determined temperature and period of time.

Cooled low temperature ovens:

For microorganisms or culture incubation, in clinical diagnosis, in sanitary or nutritious industry. The samples are preserved at a determined temperature and period of time.

Anaerobic cell and tissue cultures for CO₂ ovens:

Essential element in laboratories for research, cell biology, molecular biology, different cancer sorts and general pharmaceutical laboratories.

Conforms to the international directives for safety and precision.

MODEL RANGE:

- ***Drying and sterilization.***
- ***Universal: Programmed for cultures and sterilization.***
 - ***Vacuum drying.***
 - ***Bacteriological cultures.***
- ***Low temperature- High Precision Peltier systems.***
 - ***CO₂ Incubators.***
 - ***Precise refrigerators and cooled incubators.***
- ***More than 70 models with capacities from 19 to 720 litres.***
- ***Controllable temperatures from -10 to 250 °C and 400 °C.***
- ***Analogue or digital control through a microprocessor for temperature and time.***
 - ***Wide range of accessories for varying applications.***



OVENS, INCUBATORS AND FURNACES

Summary table of the different models



QUICK OVERVIEW

MODEL RANGE	MODELS	CONTROL	CAPACITY					Safety	RS-232	USB
			1.5 litres	19 litres						
STERILIZERS POUPEL										
50 ... 220 °C	DRYTIME II	ANALOGUE	2000912	-				YES	-	-
60 ... 250 °C	DRYTERM	ANALOGUE	-	2000787				YES	-	-
GLASS DRYING			126 litres							
40 ... 170 °C	DRYGLASS	ANALOGUE	2000381					YES	-	-
CONVECTION NATURAL			19 litres	36 litres	52 litres	80 litres	150 litres			
40 ... 250 °C	CONTERM	Digital LED μ	2000250	2000251	2000252	2000253	2000254	YES		-
Ambient+5 ... 250 °C	DIGITHEAT-TFT	TFT Touch screen μ	2001251	2001252	2001253	2001254	2001255	YES	YES	YES
FORCED AIR, FAN CONVECTION BENCH TOP				33 litres	47 litres	76 litres	145 litres			
Ambient+5 ... 250 °C	DIGITRONIC-TFT	TFT Touch screen μ		2005163	2005165	2005167	2005169	YES	YES	YES
Ambient+5 ... 250 °C	DIGITRONIC-TFT glass door	TFT Touch screen μ		2005164	2005166	2005168	2005170	YES	YES	YES
FORCED AIR, FAN CONVECTION FLOOR STANDING			216 litres	288 litres	400 litres	720 litres	4200 litres			
Ambient+5 ... 250 °C	DRYBIG 230/400V III PHASES	DIGITAL μ	2002961	2002971	2003721	2003741	2003743	YES	YES	-
Ambient+5 ... 250 °C	DRYBIG 230V I PHASE	DIGITAL μ	2002962	2002972	-	-		YES	YES	-
HIGH TEMPERATURE			80 litres							
60 ... 400 °C	HIGHTEMP 230/400V III PHASES	DIGITAL μ	2001406					YES	-	-
VACUUM OVEN			3 litres	47 litres						
35 ... 200 °C	VACIOTEM T	DIGITAL μ	-	4001489				YES	YES	-
35 ... 200 °C	VACIOTEM TV	DIGITAL μ	-	4001490				YES	YES	-
Ambient+5 ... 170 °C	VACUO-TEMP	DIGITAL	4000474					YES	-	-
DESICCATOR			55 litres							
			1001403					-	-	-
INCUBATION CHAMBER			110 litres							
Ambient+5 ... 57 °C	BOXCULT	DIGITAL	3000957					YES	-	-
INCUBATORS BENCH TOP			19 litres	36 litres	52 litres	80 litres	150 litres			
Ambient+5 ... 80 °C	INCUBAT	Digital LED μ	2000260	2000261	2000262	2000263	2000264	YES	-	-
Ambient+5 ... 80 °C	INCUDIGIT-TFT	TFT Touch screen μ	2001261	2001262	2001263	2001264	2001265	YES	YES	YES
INCUBATORS LARGE AND FLOOR STANDING			288 litres	400 litres	720 litres					
Ambient+5 ... 80 °C	INCUBIG-TFT	TFT Touch screen μ	2000238	2000239	2000240			YES	YES	YES
LOW TEMPERATURE CABINETS			36 litres	80 litres	150 litres					
5 ... 60 °C	PREBATEM-TFT	TFT Touch screen μ	2000963	2000964	2000965			YES	YES	YES
CO ₂ INCUBATOR					150 litres					
Ambient+5 ... 50 °C	INCUBATOR CO ₂	DIGITAL μ			4002628			YES	YES	YES
WITH REFRIGERATION			160 litres	600 litres	670 litres					
+5 ... 65 °C	HOTCOLD S	DIGITAL μ	2101518					YES	-	-
-10 ... 60 °C	HOTCOLD UC	TFT Touch screen μ			2101515			YES	-	YES
6 ... 20 °C (with humidity)	HOTCOLD F	TFT Touch screen μ		2101517				YES	-	-
6 ... 20 °C (with humidity)	HOTCOLD J	TFT Touch screen μ		2101518				YES	-	-
MUFFLE FURNACE			3 litres	3.6 litres	8 litres	9 litres				
Up to ... 1150 °C	SELECT-HORN-TFT	TFT Touch screen μ	-	2000376	-	2000377		YES	-	YES
Up to ... 1100 °C	R	TFT Touch screen μ	2000368	-	2000369	-		YES	-	YES

μ : with microprocessor.

Manufactured O.E.M



Poupinel dry heat sterilizer "Drytime II"

ADJUSTABLE TEMPERATURES FROM 50 °C UP TO 200 °C.
STABILITY: ±6 °C.

NEW DESIGN

APPLICATIONS

For quick surgical sterilization of diverse instruments surgical odontological, etc.

FEATURES

Heating by shielded elements in the base which provide a rapid temperature rise.
Flap door.
Inner chamber in AISI 304 stainless steel.
Removable tank with extraction clamps.
Epoxy-coated outer casing.

SAFETY

Over temperature cut out incorporated. EN.61010 Standard.

CONTROL PANEL

Mains switch.
Mains indicator lamp.
Hydraulic thermostat for temperature control.
Timer 0 to 120 min. with automatic off.



MODEL

Part No.	Capacity litres	Height / Width / Depth (interior) cm	Height / Width / Depth (exterior) cm	Power W	Weight Kg
2000912	1,5	6,5 25 12	15 31 20	300	4



Poupinel dry heat sterilizer "Dryterm"

ADJUSTABLE TEMPERATURES FROM 60 °C UP TO 250 °C.
STABILITY: ±10 °C.

APPLICATIONS

For surgical sterilization of diverse instruments surgical odontological, etc.

FEATURES

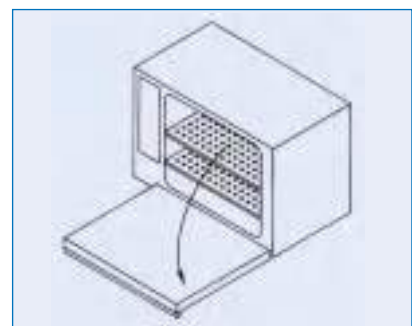
Heating by shielded elements in the base that provides a rapid rise in temperature.
Flap door.
Inner chamber made of AISI 304 stainless steel, complete with a heater cover, three shelf runners and two perforated shelves 10 mm high.
Epoxy-coated outer casing.

SAFETY

Over temperature cut out incorporated. EN.61010 Standard.

CONTROL PANEL

Hydraulic thermostat temperature control.
Locking device for thermostat knob.
Timer 0 to 120 min. with automatic switch off.
Heater "ON" indicator.
Analogue temperature reading thermometer.



MODEL

Part No.	Capacity litres	Height / Width / Depth (interior) cm	Height / Width / Depth (exterior) cm	Power W	Weight Kg
2000787	19	25 32 23	37 54 34	770	19



Glass drying oven “Dryglass”

FAN ASSISTED AIR CIRCULATION.

ADJUSTABLE TEMPERATURE FROM 40 °C TO 170 °C.

SAFETY:

EN.61012 STANDARD OVER TEMPERATURE SAFETY CUT OUT FITTED.
DIN 12880. STANDARD (CLASS 2 AND 3.1) ADJUSTABLE SAFETY THERMOSTAT FITTED.

FEATURES

Hydraulic thermostat for temperature control.
Air circulation by turbo fan.
Inner chamber made of AISI 304 stainless steel with shelf runners.
Removable tempered glass sliding doors.
Ventilation port for steam.
Epoxy coated external case.

STANDARD EQUIPMENT

2 shelves and 4 shelf guides.

CONTROL PANEL

Dual heating power selector switch.
Mains indicator lamp.
Hydraulic thermostat for temperature control.
Locking system of thermostat knob.
Heater “ON” operation indicator lamp.
Analogue thermometer.
Adjustable over temperature safety thermostat, that cuts off the power if the control thermostat fails, manual reset with “on” indicator lamp.



MODEL

Part No.	Capacity litres	Height / Width / Depth (interior) cm			Height / Width / Depth (exterior) cm			Shelf Positions	Power W	Weight Kg
2000381	126	45	70	40	66	94	54	8	3000	65

ACCESSORIES

Accessories must be factory installed.



Part No.

2000002 Timer switch 0-120 minutes.

2000009 24 hour programmer with continuous on/off cycling up to every 15 minutes.

SPARES

Part No.


2000081 Shelf guides x 2.

2000091 Shelf.

Each shelf requires 2 guides.



OVENS AND INCUBATORS PREMIER RANGE



MODELS:

- NATURAL AIR CONVECTION, DRYING AND STERILIZATION.
- FAN ASSISTED CIRCULATION, UNIVERSAL APPLICATIONS.
- NATURAL AIR CONVECTION, BACTERIOLOGY AND INCUBATION.


CONTROL: DIGITAL MICROPROCESSOR CONTROL OF TEMPERATURE AND TIME, MODEL DEPENDENT.

COMPLIES WITH THE STANDARDS: DIN 50011 - DIN 58945. REQUIRED FOR HEATING, STABILITY AND HOMOGENEITY.

SAFETY:

STANDARD EN.61010. INCORPORATED FIXED OVER TEMPERATURE DEVICE .
STANDARD DIN 12880. (CLASS 2 AND 3.1)SAFETY THERMOSTAT CONTROLLER FITTED.

Leading edge technology



Detailed longitudinal cross section.

COMMON FEATURES

Construction.

1. External case treated with a corrosive resistant epoxy coating.
2. Internal part: Easy to clean AISI 304 stainless steel double chamber, self adjusting door seal and adjustable shelves and guides.
3. Control panel: independent insulated control panel to facilitate all types of instruments, controls and regulators.
4. Adjustable air inlet.

Technical Properties.

5. Excellent thermal qualities of the insulation has the optimum performance according to heater capacity and power consumption, with minimal external temperature loss.
 6. Independent heating chamber for the heating elements to obtain an even heat distribution and rapid temperature equilibrium and stabilization.
- Fan assisted convection models have a turbo fan. All incubators for bacteriology and cell culture have a second inner door of tempered glass.**

Technology from J. P. Selecta:

7. Adjustable guide and shelf positions.
8. Double seal around the chamber to provide a gentle but effective seal.
9. Floating spring door that adjusts the pressure and absorbs the thermal expansion.
10. Adjustable door pressure system closure. Internal tempered glass door.


NOTE:

For all models, the values for stability and homogeneity shown are based on temperature conditions with the ventilation closed. The optimum homogenization of temperature within the chamber is based on a reasonable load that does not surpass more than 70 % of the volume of the chamber. The graphic results shown for temperature for each model are based on the above criteria.

CONTROL PANELS

Models with digital LED.

1. Main switch.
2. Regulator with digital double temperature display and programmable timer.
3. Security thermostat.



Models with 4.3 inches TFT touch screen.

1. Main switch.
2. TFT touch screen:
 - Visual audible alarm .
 - Clock calendar.
 - Single or cyclic On / Off programming.
 - Up to 10 work programs.
 - Up to 6 segments per program.
 - Stability time in each segment (from 1 min to 99h) .
 - Alarms and events storage.
 - Probe error detection.
 - Self Diagnostics.
 - Ramps between segments.
 - Network failure detection and saving.
 - Over temperature and low temperature alarms and memorization (date, start time, end time and temperature).
 - Safety thermostat (TS) by software.
 - Mechanic safety thermostat (TS) .
 - Temperature control auto-tuning.
 - Configurable parameters: Date / time, temperature correction , data collection interval, language (English, Spanish and French) , °C / °F selection , over temperature and low temperature limit.
3. RS-232 output.
4. USB output.
5. Security thermostat.



MODEL SUMMARY TABLE

Models	CONTERM	DIGITHEAT	DIGITRONIC	DRYBIG	INCUBAT	INCUDIGIT	INCUBIG
TYPE	Drying Oven	Drying Oven	Universal	Universal	Bacteriological	Bacteriological	Bacteriological
CONTROL DISPLAY	Digital LED	TFT Touch screen	TFT Touch screen	Digital LCD	Digital LED	TFT Touch screen	TFT Touch screen
AIR CIRCULATION	Convection natural	Convection natural	Fan assisted	Fan assisted	Convection natural	Convection natural	Convection natural

ACCESSORIES



200009 24 hour programmer with continuous on/off cycling up to every 15 minutes. Suitable for CONTERM and INCUBAT.



DRYING AND STERILIZATION OVENS



Drying and sterilization ovens "Conterm"

NATURAL CONVECTION.
TEMPERATURE THERMOSTAT CONTROL WITH DIGITAL THERMOMETER.
FOR ADJUSTABLE TEMPERATURES FROM 40 °C UP TO 250 °C.
STABILITY: ±0.5 °C UP TO 150 °C. HOMOGENEITY: ±1.5 °C UP TO 150 °C.

SAFETY:
STANDARD EN.61010. INCORPORATED FIXED OVER TEMPERATURE DEVICE .
STANDARD DIN 12880. (CLASS 2 AND 3.1) SAFETY THERMOSTAT CONTROLLER FITTED.

FEATURES, CONTROL PANEL, SAFETY, STANDARD AND ACCESSORIES (see pages 138 and 139).



Models Conterm, Part No. 2000250, 2000251 and 2000253.



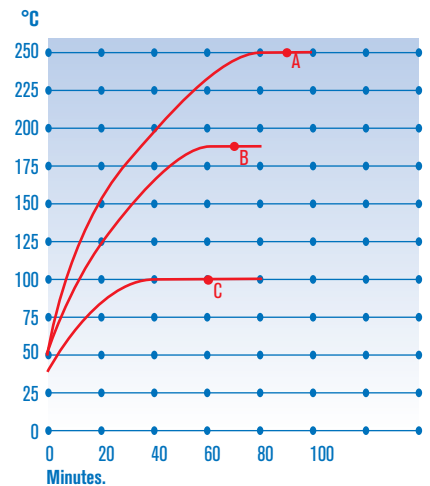
Model Conterm type Poupinel, Part No. 2000252 and 2000254.

STANDARD EQUIPMENT

2 shelves and 4 shelf guides.

MODELS

Part No.	Capacity litres	Height / Width / Depth (interior) cm			Height / Width / Depth (exterior) cm			Shelf Positions	Power W	Weight Kg
2000250	19	30	25	25	50	60	44	5	580	27
2000251	36	40	30	30	60	65	49	7	870	35
2000252	52	33	47	33	53	82	52	5	980	44
2000253	80	50	40	40	70	74	59	8	1150	54
2000254	150	50	60	50	70	95	68	8	1900	76



ACCESSORIES

Accessorie must be installed in the factory.



2000009 24 hour programmer with continuous on/off cycling up to every 15 minutes.

SPARES

Shelves and guides.

Oven Part No.	2000250	2000251	2000252	2000253	2000254
Guides set (2 units)	2000011	2000012	2000012	2000013	2000015
Shelves	2000021	2000022	2000024	2000023	2000025

Each shelf requires two guides (one set).



Drying and sterilization ovens "Digitheat-TFT"

NATURAL CONVECTION.
 MICROPROCESSOR CONTROL WITH TFT TOUCH SCREEN.
 ADJUSTABLE TEMPERATURE FROM AMBIENT +5 °C UP TO 250 °C.
 STABILITY: ± 0.3 °C, UP TO 150 °C. HOMOGENEITY: ± 1 °C, UP TO 150 °C.
 SET ERROR: ± 2 % OF THE WORKING TEMPERATURE. RESOLUTION: 1 °C.

PREMIER
SERIE



NEW
DESIGN

SAFETY:

STANDARD EN.61010. INCORPORATED FIXED OVER TEMPERATURE DEVICE .
 STANDARD DIN 12880. (CLASE 2 AND 3.1)CONTROLLABLE SAFETY THERMOSTAT FITTED.

Reaches working temperature with minimum delay

FEATURES, CONTROL PANEL, SAFETY, STANDARD AND ACCESSORIES (see pages 138 and 139).



Model Digitheat type Poupinel,
Part No. 2001253 and 2001255.



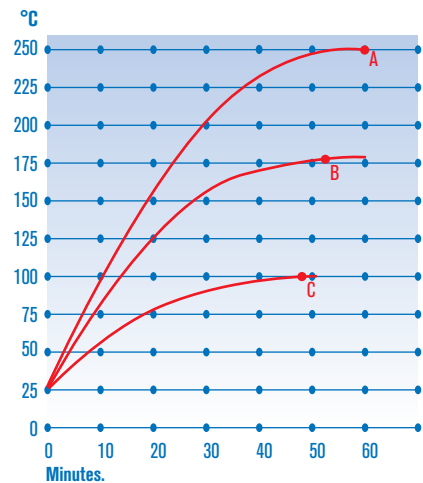
Model Digitheat, Part No. 2001251, 2001252 and 2001254.

STANDARD EQUIPMENT

2 shelves and 4 shelf guides.

MODELS

Part No.	Capacity litres	Height / Width / Depth (interior) cm			Height / Width / Depth (exterior) cm			Shelf Positions	Power W	Weight Kg
2001251	19	30	25	25	50	60	44	5	600	24
2001252	36	40	30	30	60	65	49	7	900	35
2001253	52	33	47	33	53	82	52	5	1000	44
2001254	80	50	40	40	70	74	59	8	1200	59
2001255	150	50	60	50	70	95	68	8	2100	73



Performance graph of temperature and time.

A. Set at 250 °C: 60'.

B. Set at 180 °C: 54'.

C. Set at 100 °C: 48'.

SPARES

Shelves and guides.

Oven Part No.	2001251	2001252	2001253	2001254	2001255
Guides set (2 units)	2000011	2000012	2000012	2000013	2000015
Shelves	2000021	2000022	2000024	2000023	2000025

Each shelf requires two guides (one set).



Universal precision ovens "Digitronic-TFT"

FAN ASSISTED CIRCULATION.
 BACTERIOLOGICAL ASSAYS, DRYING PROCESSES AND STERILIZATION.
 MICROPROCESSOR CONTROL WITH TFT TOUCH SCREEN.
 ADJUSTABLE TEMPERATURES FROM AMBIENT +5 °C UP TO 250 °C.
 STABILITY: ±0.3 °C, UP TO 100 °C. HOMOGENEITY: ±1 °C, UP TO 100 °C. GLASS DOOR ±2 UP TO 100 °C.
 SET ERROR: ±2% OF THE WORKING TEMPERATURE. RESOLUTION: 1 °C.
 UP TO 6 PROGRAMMABLE TEMPERATURE STEPS



SAFETY:

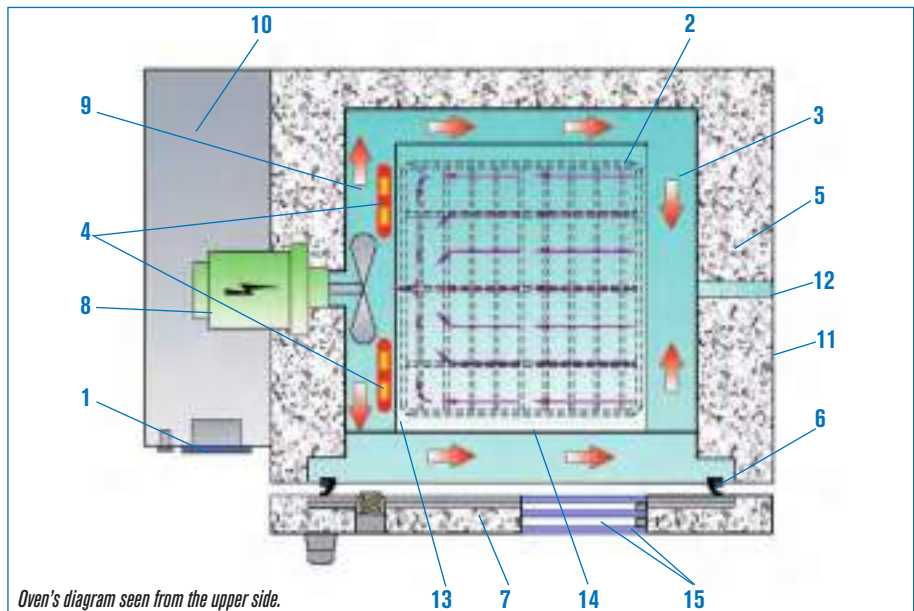
EN.61012 STANDARD OVER TEMPERATURE SAFETY CUT OUT FITTED.
 ADJUSTABLE OVER TEMPERATURE SAFETY THERMOSTAT DIN 12880. (CLASS 2 AND 3.1) FITTED.

Multipurpose oven. Fast response and recuperation of temperature.

FEATURES

1. TFT touch screen.
2. Inner chamber made of AISI 304 stainless steel.
3. Pre-mixing chamber made of AISI 304 stainless steel.
4. Homogeneously distributed shielded heating elements with complete air circulation throughout.
5. Low external temperature due to excellent thermal insulation.
6. Flexible silicon door gasket around the entrance of the chamber.
7. Excellent door seal due to the floating inner door that adjusts and absorbs the thermal expansion.
8. Turbo fan made of AISI 304 stainless steel that makes to circulate the air at the working temperature.
9. Diagram showing the air flow from the pre-mixing chamber around the heating elements prior to entry to the oven's chamber.
10. Independent insulated control box.
11. Epoxy coated outer case.
12. Ventilator with adjustable outlet (access at the back of the unit).
13. Adjustable height positions for guides and shelves.
14. Shelves made of AISI 304 stainless steel.
15. Toughened double safety glass door for viewing the contents of the oven without having to open the door. (Model dependent).

CONTROL PANEL, SAFETY, STANDARD AND ACCESSORIES (see pages 138 and 139).



Temperature steps graphic.

Model Digitronic with solid metal door. Part No. 2005163 and 2005167.
 (With toughened glass window door. Part No. 2005164 and 2005168).



Model Digitronic type Poupinel, door with toughened double glass window
Part No. 2005166 and 2005170.



Model Digitronic type Poupinel,
Part No. 2005165 and 2005169.

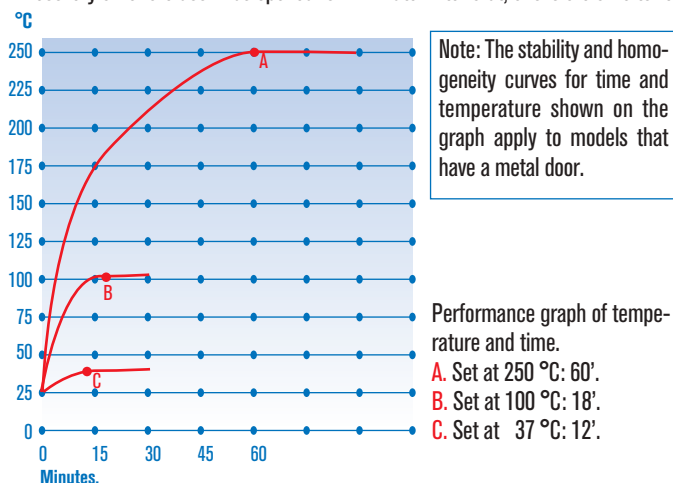
STANDARD EQUIPMENT

2 shelves and 4 shelf guides.

MODELS

Part No.	Capacity litres	Door Type	Heating rate to 100 °C minutes	Recovery time* minutes	Complete air exchange per hour	Height / Width / Depth (interior) cm	Height / Width / Depth (exterior) cm	Shelf Positions	Power W	Weight Kg
2005163	33	metal	15	7	16	40 28 30	60 65 55	7	1200	38
2005164	33	glass	15	7	16	40 28 30	60 65 55	7	1200	40
2005165	47	metal	16	7	16	33 45 32	53 81 58	5	1200	46
2005166	47	glass	16	7	16	33 45 32	53 81 58	5	1200	50
2005167	76	metal	17	9	14	50 38 40	70 75 65	8	1600	58
2005168	76	glass	17	9	14	50 38 40	70 75 65	8	1600	64
2005169	145	metal	17	10	12	50 58 50	70 95 72	9	2000	74
2005170	145	glass	17	10	12	50 58 50	70 95 72	9	2000	79

* Recovery time: the door was opened for 1 minute. After that, this is the time to recover the set temperature to 100 °C.



SPARES

Shelves and guides.

Oven Part No.	2005163	2005165	2005167	2005169
	2005164	2005166	2005168	2005170
Guides (2) (Set)	2000012	2000033	2000013	2000015
Shelves	2000072	2000073	2000074	2000075

Each shelf requires two guides i.e. one set.

ACCESSORIES



Preparation of furnaces for drying moisture saturated samples. (Arids, muds, sands ...)

When adding turbine, the number of renewals of the air inside the furnace per hour multiplies by 10.

Must be factory installed
Part No. **2000095**



Drying and sterilization ovens “Dry-Big”

FAN ASSISTED CIRCULATION.
 DIGITAL CONTROL AND DISPLAY OF TEMPERATURE AND TIME
 ADJUSTABLE TEMPERATURES FROM 40 °C UP TO 250 °C
 STABILITY: ± 0.4 °C, UP TO 100 °C. HOMOGENEITY: ± 2 °C, UP TO 100 °C
 SET ERROR : $\pm 2.5\%$ OF THE WORKING TEMPERATURE. RESOLUTION: 1 °C

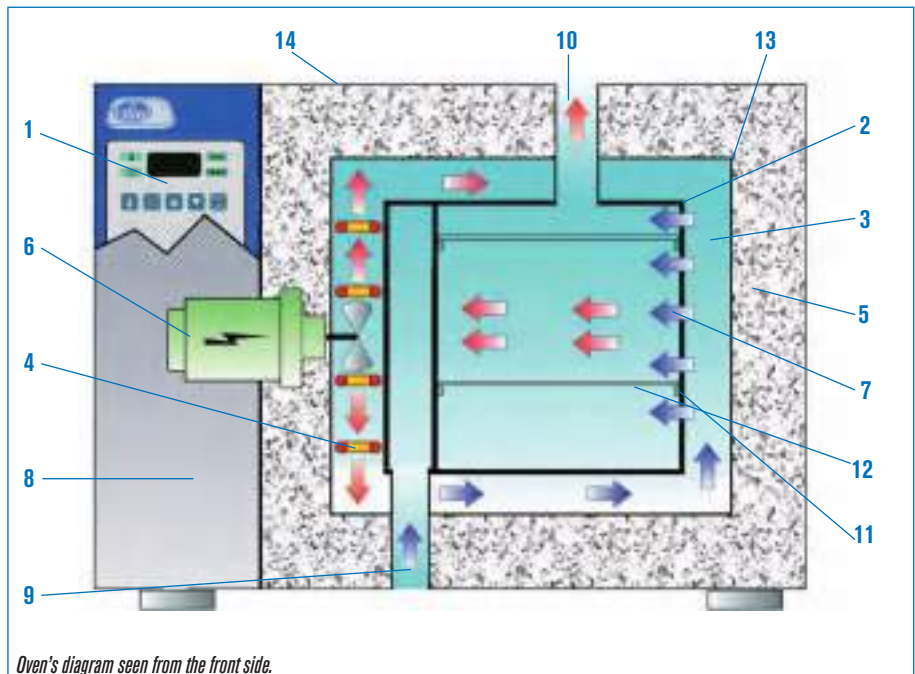


SAFETY:
 STANDARD EN.61010. FIXED OVER TEMPERATURE DEVICE FITTED.
 STANDARD DIN 12880. (CLASS 2 AND 3.1)ADJUSTABLE SAFETY THERMOSTAT FITTED.

Fast working and recovery temperature

FEATURES

1. Microprocessor controlled with digital display of temperature and time, pre-programmable time start and run time once the set temperature has been achieved through the Pt100 temperature sensor.
2. Inner chamber made of AISI 304 stainless steel.
3. Pre mixing chamber made of AISI 304 stainless steel.
4. Shielded heating elements with complete air circulation, homogeneously distributed throughout.
5. Low external temperature due to excellent thermal insulation.
6. Ventilation fan to force the air to circulate in the oven.
7. Diagram showing the air flow from the premixing chamber round the heating elements to the oven chamber.
8. Independent insulated control box.
9. Air inlet.
10. Ventilator with adjustable outlet of 120 Ø mm.
11. Shelf guides.
12. Shelves made of AISI304 stainless steel.
13. Flexible silicon door gasket around the entrance of the chamber.
14. Epoxy coated outer case.



CONTROL PANEL

1. Illuminated mains switch.
2. Temperature mode indicator.
3. Time mode indicator.
4. Display for temperature and time.
5. Operating, Status mode.
6. Delay time state indicator.
7. Push button temperature selector.
8. Push button time selector.
9. Push button “increase” value or parameter.
10. Push button “decrease” value or parameter.
11. Push button Stop/Start.
12. Set temperature.
13. Set run time: time period from 1 minute to 9 hours 59 minutes, or up to 99.9 hours, once the set temperature value has been reached.
14. Set wait time before starting the run, time period from: 1 to 24 hours.
15. RS-232 Interface output to a computer or for printer.
16. Adjustable safety thermostat that overrides the microprocessor in case of failure, with manual reset and indicator lamp.





216 litres model. Part No. 2002961



720 litres model. Part No. 2003741

Part No. 2003743

STANDARD EQUIPMENT

2 Shelves.

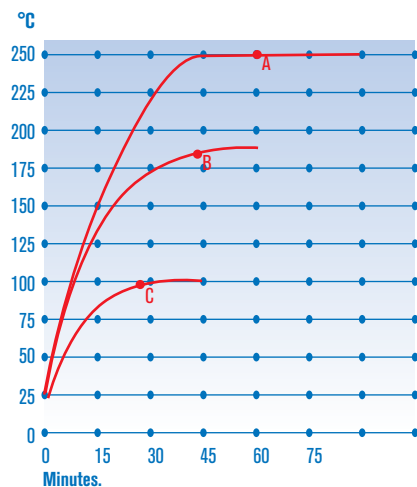
MODELS

Part No.	Voltage	Capacity litres	Heating rate to reach 100 °C, minutes	Recovery time* minutes	Air exchanges per hour	Height / Width / Depth (interior) cm	Height / Width / Depth (exterior) cm	Number of shelf positions	Power W	Weight Kg
2002961	230 / 400 three phase	216	16	10	12	60 60 60	87 112 84	6	4000	150
2002962	230 single phase									
2002971	230 / 400 three phase	288	18	10	11	80 60 60	107 112 84	8	5000	161
2002972	230 single phase									
DOUBLE DOOR CABINET										
2003721	230 / 400 three phase	400	18	13	6	100 80 50	128 132 74	10	5250	200
2003741	230 / 400 three phase	720	19	13	6	120 100 60	150 152 80	12	6000	264
2003743	380 / 400 three phase	4200	30	13	6	180 175 135	216 231 178	10	11000	1200

Energy saving, three phase units are recommended.

*Recovery time, the door was opened for 60 seconds, time taken to recover to the set temperature of 100 °C.

Upon request, large capacity equipment can be manufactured.



Performance graph of temperature and time.

A. Set at 250 °C: 1 h 6'.

B. Set at 180 °C: 42'.

C. Set at 100 °C: 24'.

ACCESSORIES

4.3 inches TFT touch screen. Must be installed in the factory. Information and features. See page 139.

Part No. **2000010**



SPARES

Shelves.

Oven Part No. 2002961/62 2002971/72 2003721 2003741

Shelves **2000062 2000062 2000063 2000064**



High temperature oven "Hightemp"

FAN CONVECTION.
DIGITAL CONTROL AND DISPLAY OF TEMPERATURE AND TIME.
ADJUSTABLE TEMPERATURES FROM 60 °C UP TO 400 °C.
STABILITY: $\pm 1,5$ °C, UP TO 300 °C. HOMOGENEITY: ± 3 °C, UP TO 300 °C
SET ERROR : ± 2 % OF THE WORKING TEMPERATURE.

SAFETY:

STANDARD DIN 12880. ADJUSTABLE OVER TEMPERATURE THERMOSTAT FITTED.

FEATURE

Digital electronic temperature control. Independent control box chamber thermally insulated.
 Shielded heating elements.
 Fan circulation motor with thermal cut out, motor operates independently from the heating elements, the motor can be activated during the cooling cycle.
 Inner chamber in AISI 310 heat resistant stainless steel with a high tolerance against corrosion and high temperatures.
 Fixed position shelf guides.
 Ventilation device with adjustable outlet.
 Epoxy-coated outer casing.

STANDARD EQUIPMENT

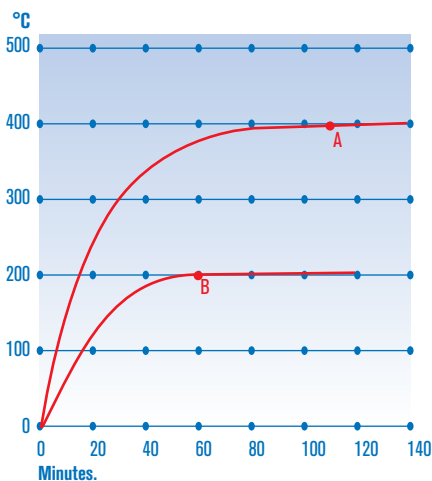
2 shelves made of AISI 310 stainless steel.

CONTROL PANEL

Main switch.
 Mains indicator lamp.
 Heater switch.
 Heater operation indicator lamp.
 Digital electronic temperature control.



Electronic safety thermostat with a K type probe that cuts off power to the heating elements in case of a controller fault. (standard to DIN 12.880 class 2).



Performance graph of temperature and time.

A. Set at 400 °C: 1h 50'.

B. Set at 200 °C: 1h.

ACCESSORIES. Shelves made of AISI 310 stainless steel. Part No. **2000071**

MODEL

Part No.	Voltage	Capacity litres	Height / Width / Depth (interior) cm shelf	Height / Width / Depth (exterior) cm	N° of shelf positions	Power W	Weight Kg
2001406	230 / 400 three phase	80	50 40 40	80 120 61	4	4000	158

ACCESSORIES

Accessories that must be installed in factory.

Part No.



2000002 Timer switch 0-120 minutes.

2000009 24 hour programmer with continuous on/off cycling up to every 15 minutes.



Vacuum drying oven "Vaciotem-TV"

DIGITAL TEMPERATURE CONTROL, ELECTRONIC VACUUM PRESSURE DISPLAY AND TIMER.

CONTROLLABLE TEMPERATURE FROM 35 °C TO 200 °C

STABILITY ±1 °C, UP TO 100 °C. HOMOGENEITY ±3 °C, UP TO 100 °C. SET ERROR ±2 °C. RESOLUTION 1 °C.

SAFETY:

OVER TEMPERATURE CUT OUT FITTED IN ACORDANCE WITH THE EN.61010 STANDARD.
DIN 12880. STANDARD ADJUSTABLE SAFETY THERMOSTAT FITTED.

FEATURE

Digital electronic control of: temperature, vacuum pressure and pre-selected programmable timer.

Temperature sensor Pt100

Automatic air inlet at the end of the operation cycle.

Heating element placed evenly around the chamber.

Chamber made of AISI 304 stainless steel.

Trays made of anodised aluminium.

Door with hardened glass window, which sits on to a silicon gasket that absorbs any contractions and expansions that may occur.

Vacuum port with bleed valve.

Air valve at the front.

Vacuum pump connection at the back.

Epoxy covered outer case.

RS-232 Interface output for parameters to a computer or printer.



CONTROL PANEL

1. RS232 interface.
2. Air inlet.
3. Air inlet valve.
5. Vacuum pressure indicator lamp.
6. Air inlet valve indicator lamp, end of cycle.
7. Running indicator lamp.
8. Under vacuum indicator lamp.
9. Digital vacuum display in mbar.
10. Push button to select vacuum.
11. Push button to select electronic valve at the end of the cycle.
12. Push button to increase value.
13. Push button to decrease value.
14. Push button to STOP/START.
15. Indicator of mode temperature.
16. Indicator of mode time.
17. Indicator of operating.
18. Indicator of mode waiting time.
19. Digital display of temperature or time.

20. Push button to select temperature.
21. Push button to select time.
22. Push button to increase value.
23. Push button to decrease value.
24. Push button to STOP/START.
25. Mains switch.
26. Safety thermostat in operation.

BACK

27. Air inlet.
28. Pump power connection.
29. Vacuum connection.
30. Adjustable safety thermostat



MODEL

Part No.	Vacuum Max.	Capacity litres	Ø / Depth (interior) cm	Height / Width / Depth (exterior) cm	Shelves	Power W	Weight Kg
4001490	10 ⁻² mm Hg	47	34 52	54 76 70	2	2000	73

Note: To obtain the optimum homogeneity at the set temperature, the load should not surpass more than 70 % of the volume of the chamber.

SPARE PARTS

Shelves. (2)

Part No. **2000030**



Vacuum oven "Vaciotem-T"

DIGITAL TEMPERATURE AND TIMER CONTROL.

CONTROLLABLE TEMPERATURE FROM 35 °C TO 200 °C.

STABILITY ±1 °C, UP TO 100 °C. HOMOGENEITY ±2 °C, UP TO 100 °C. SET ERROR ±1 °C. RESOLUTION 1 °C.

SAFETY:

OVER TEMPERATURE CUT OUT FITTED IN ACORDANCE WITH THE EN.61010 STANDARD.
DIN 12880. STANDARD ADJUSTABLE SAFETY THERMOSTAT FITTED.

FEATURE

Digital electronic control of temperature and pre-selected programmable timer.

Running time range: from 1 minute to 9hrs 59 min. or 99.9 hrs.

Pre-program start time, (wait time range): 1 hr to 24 hrs

Temperature sensor Pt100

Heating element placed evenly around the chamber.

Chamber made from AISI 304 stainless steel.

Trays made from anodised aluminium.

Door with hardened glass window, which sits on to a silicon gasket that absorbs any contractions and expansions that may occur.

Vacuum port with bleed valve

Air valve at the front

Vacuum pump connection at the back.

Epoxy covered outer case.

RS-232 Interface output of parameters for a computer or printer.



CONTROL PANEL

1. RS 232 connector.
2. Air inlet.
3. Air inlet valve.
4. Vacuum gauge.
15. Temperature mode indicator.
16. Time mode indicator.
17. Operation indicator.
18. Waiting time indicator.
19. Time and temperature digital display.
20. Push button to select temperature.
21. Push button to select time.
22. Push button to increase value.
23. Push button to reduce value.
24. Push button to STOP/START.
25. Mains switch.
26. Safety thermostat indicator lamp.
27. Vacuum pump control switch.



BACK

28. Vacuum pump power connection.
29. Vacuum connection.
30. Air inlet.
31. Adjustable safety thermostat.

MODEL

Part No.	Vacuum Max.	Capacity litres	Ø / Depth (interior) cm	Height / Width / Depth (exterior) cm	Shelves	Power W	Weight Kg
4001489	10⁻² mm Hg	47	34 52	54 76 70	2	2000	73

Note: To obtain the optimum homogeneity at the set temperature, the load should not surpass more than 70 % of the volume of the chamber.

SPARE PARTS

Shelves. (2)

Part No. **2000030**

VACUUM EQUIPMENT ACCESSORIES FOR VACIOTEM-T AND VACIOTEM-TV

COMECTA Vacuum pump "VACUM-10 Pa"



ROTARY VEIN PUMP WITH ANTI RETURN VALVE PREVENTS OIL FLOW BACK, SUITABLE FOR GENERAL LABORATORY APPLICATIONS. OVER TEMPERATURE MOTOR PROTECTION CUT-OUT AND MAIN ON/OFF SWITCH. RECOMMENDED FOR THE "VACIOTEM T AND TV" AND THE DESICCATOR "VACUO-TEMP".

FEATURE

Heat resistant veins and internal joints
Aspiration inlet flange: 16 mm Ø.
High oil volume and forced lubrication.
Exhaust filter and ballast.

Shock absorber mounted.
Free from vibrations
Low noise level (62db).
Maximum working temperature 40 °C.
Portable, with lifting handle included.



MODEL

Part No.	Pump rate m ³ /h	Vacuum limit mbar	Height / Width / Depth (exterior) cm	r.p.m.	Power W	Weight Kg
5900621	3,6	0.06	27 35 14	1400	180	11



Heated vacuum desiccator "Vacuo-Temp"

WITH TEMPERATURE THERMIC LIMITER.
TIME AND TEMPERATURE DIGITAL ELECTRONIC CONTROL.
ADJUSTABLE TEMPERATURE FROM AMBIENT +5 °C TO 170 °C.
STABILITY: ±2 °C. RESOLUTION: 1 °C.
TIME FROM 1' TO 999', OR CONTINUOUS.

FEATURES

AISI 304 stainless steel outer casing.
Polished aluminium alloy flat surface plate with an effective vacuum seal.
Tempered glass bell jar with silicon gasket seal.
Shielded heating element.
Pt 100 temperature probe.
Vacuum pump connection at the back of the unit.
Vacuum bleed valve.

CONTROL PANEL

Main switch.
Analogue vacuum gauge.
Digital time & temperature display.
Overheating alarm.
Visualized parameter indicator.
Push button for the visualized parameter.
Push button to increase the parameter.
Push button to decrease the parameter.
Button On-Off.



MODEL

Part No.	Vacuum Max	Usable volume litres	Ø heating plate cm	Height / Width / Depth (exterior) cm	Power W	Weight Kg
4000474	10⁻² mm Hg	3	23.5	17 28 34	540	9

Supplied complete with bell jar and silicon seal.

SPARES

Tempered glass bell 15 cm high and 23 cm Ø.
Part No. **4000475**
Silicon seal. Part No. **4000476**



Desiccator for materials

WITH HYDROMETER CONTROL.

APPLICATIONS

Cabinet with protection against humidity and dust for anhydrous, biological and chemical preservation of samples.

FEATURE

Made of robust transparent 12mm thick methacrylate.
The door has a silicon seal and magnetic catch.
Volume: 55 Litres.
Dimensions 50 cm high x 38 cm wide x 29 cm deep.
Supplied complete with three perforated shelves and a stainless steel AISI 304 tray to hold desiccating material.
Part No. **1001403**





BACTERIOLOGICAL INCUBATORS

PREMIER
SERIE

REGULATION
SYSTEM
A

NEW
DESIGN

Bacteriological incubators "Incubat"

NATURAL CONVECTION.

TEMPERATURE THERMOSTAT CONTROL WITH DIGITAL THERMOMETER.

ADJUSTABLE TEMPERATURES FROM AMBIENT +5 °C UP TO 80 °C.

STABILITY: ±0.1 °C, UP TO 37 °C. HOMOGENEITY: ±0.5 °C, UP TO 37 °C

INTERNAL GLASS DOOR.

FEATURES, CONTROL PANEL, STANDARD AND ACCESSORIES (see pages 138 and 139).

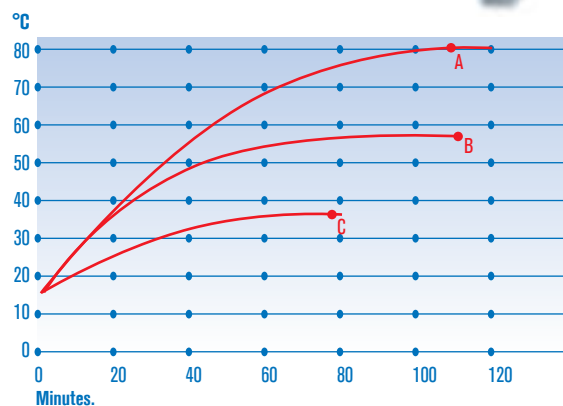
SAFETY:

OVER TEMPERATURE CUT OUT INCORPORATED ACCORDING TO THE EN.61010 STANDARD.

ADJUSTABLE SAFETY THERMOSTAT DIN 12880. FITTED.



Horizontal model. Part No. 2001615



Performance graph of temperature and time.

A. Set at 80 °C: 1 h 54'.

B. Set at 56 °C: 1 h 46'.

C. Set at 37 °C: 1 h 18'.

STANDARD EQUIPMENT

2 shelves and 4 shelf guides.

MODELS

Part No.	Capacity litres	Height / Width / Depth (interior) cm			Height / Width / Depth (exterior) cm			Shelves positions	Power W	Weight Kg
2000260	19	30	25	25	51	57	49	5	165	26
2000261	36	40	30	30	60	62	54	7	245	36
2000262	52	33	47	33	53	79	57	5	275	46
2000263	80	50	40	40	70	72	64	8	325	54
2000264	150	50	60	50	70	92	74	8	545	78

SPARES

Shelves and guides.

Oven Part No.	2000260	2000261	2000262	2000263	2000264
Set guides (2 units)	2000011	2000012	2000012	2000013	2000015
Shelves	2000021	2000022	2000024	2000023	2000025

Each shelf requires two guides (one set).

ACCESSORIES

Accessorie must be factory installed.



Part No. **2000009** 24 hour programmer with continuous on/off cycling up to every 15 minutes.



Digital bacteriological incubators "Incudigit-TFT"

NATURAL CONVECTION.
DIGITAL CONTROL AND DISPLAY OF TEMPERATURE AND TIME.
ADJUSTABLE TEMPERATURE FROM AMBIENT +5 °C UP TO 80 °C.
STABILITY: ±0.1 °C, UP TO 37 °C. HOMOGENEITY: ±0.5 °C, UP TO 37 °C.
SET ERROR: ±2% OF THE WORKING TEMPERATURE, RESOLUTION 0.1 °C
INTERNAL TEMPERED GLASS DOOR.
DOUBLE CHAMBER, MINIMUM RISK OF SAMPLE CONTAMINATION.
INSIDE WITHOUT OPENINGS AND WITH ROUNDED CORNERS. EASY TO CLEAN.



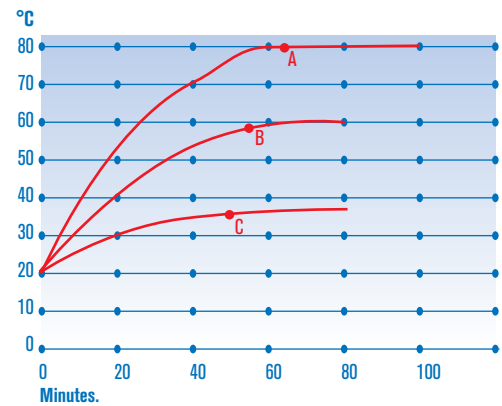
FEATURES, CONTROL PANEL AND STANDARDS (see pages 138 and 139).

SAFETY:

OVER TEMPERATURE CUT OUT INCORPORATED ACCORDING TO THE EN.61010 STANDARD.
 ADJUSTABLE SAFETY THERMOSTAT DIN 12880. FITTED.



Horizontal model. Part No. 2001263



Performance graph of temperature and time.

A. Set at 80 °C: 1 h 12'.

B. Set at 56 °C: 54'.

C. Set at 37 °C: 48'.

STANDARD EQUIPMENT

2 shelves and 4 shelf guides.

MODELS

Part No.	Capacity litres	Height / Width / Depth (interior) cm			Height / Width / Depth (exterior) cm			Shelves positions	Power W	Weight Kg
2001261	19	30	25	25	51	57	49	5	170	26
2001262	36	40	30	30	60	62	54	5	225	36
2001263	52	33	47	33	53	79	57	5	275	46
2001264	80	50	40	40	70	72	64	8	300	54
2001265	150	50	60	50	70	92	74	8	525	75

SPARES

Shelves and guides.

Oven Part No.	2001261	2001262	2001263	2001264	2001265
Guides (2) (Set)	2000011	2000012	2000012	2000013	2000015
Shelves	2000021	2000022	2000024	2000023	2000025

Each self requires two guides i.e. one set.



Incubators for bacteriology and cell culture “Incubig-TFT”

NATURAL CONVECTION.
MICROPROCESSOR CONTROL AND DIGITAL DISPLAY OF TEMPERATURE AND TIME.
ADJUSTABLE TEMPERATURE FROM AMBIENT +5 °C TO 80 °C.
STABILITY: ±0.2 °C, UP TO 37 °C. HOMOGENEITY: ±0.7 °C, UP TO 37 °C.
SET ERROR: ±2% OF THE WORKING TEMPERATURE, RESOLUTION 0.1 °C
INTERNAL TEMPERED GLASS DOOR.

PREMIER
SERIE



SAFETY:

STANDARD EN.61010 OVER TEMPERATURE CUT OUT FITTED.
 STANDARD DIN 12880. ADJUSTABLE SAFETY THERMOSTAT FITTED.

Capacities up to 720 litres

FEATURE

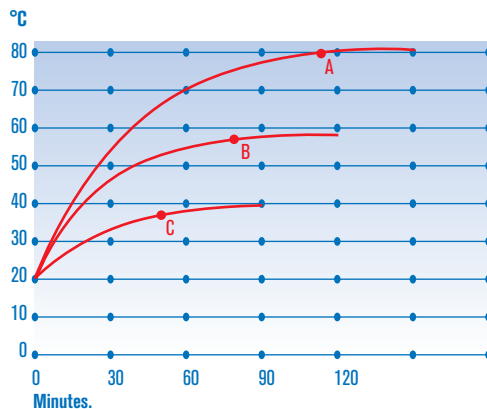
Microprocessor control and 4.3 inches TFT touch screen display.
 Large surface area heating elements.
 Inner chamber made of AISI 304 stainless steel.
 Double door, interior door of tempered glass that allows the user to see the contents of the chamber without opening the door.
 Adjustable air vent.
 Epoxy covered external case.

STANDARD EQUIPMENT

For Part No. 2000238, 2 shelves and 4 shelf guides.
 For Part No. 2000239 and 2000240, 2 shelves.



Model Part No. 2000238.



Performance graph of temperature and time.

- A. Set at 80 °C: 1 h 45'.
- B. Set at 56 °C: 1 h 10'.
- C. Set at 37 °C: 54'.

Note: To obtain the optimum homogeneity at the set temperature, the load should not surpass more than 70 % of the volume of the chamber.



Models Part No. 2000239 and 2000240.

CONTROL PANEL

4.3 inches TFT touch screen models:

1. Main switch.
2. TFT touch screen:
Visual audible alarm.
Clock calendar.
On / Off programming.
Up to 10 work programs.
Up to 6 segments per program.
Stability time in each segment (from 1 min to 99h) .
- Alarms and events storage.
Probe error detection.
Self Diagnostics.
Ramps between segments.
Network failure detection and saving.


Over temperature and low temperature alarms and memorization (date, start time, end time and temperature).

Safety thermostat (TS) by software.
Mechanic safety thermostat (TS) .
USB and RS -232 output.
Temperature control auto-tuning.
Configurable parameters: Date / time, temperature correction , data collection interval, language (English, Spanish and French) , °C / °F selection , over temperature and low temperature limit.

3. RS-232 output.

4. USB output.

5. Security thermostat.



MODELS

Part No.	Type	Capacity litres	Height / Width / Depth (interior) cm			Height / Width / Depth (exterior) cm			N° of shelf guides	Power W	Weight Kg
2000238	1 door	288	80	60	60	97	91	76	8	570	87
2000239	2 door	400	100	80	50	130	114	75	10	1100	160
2000240	2 door	720	120	100	60	152	134	85	12	1600	225

SPARES

Shelves and guides.

Oven Part No.	2000238	2000239	2000240
Shelves	2002372	2000063	2000064
Guides (2) (Set)	2002371	-	-

Each self requires two guides i.e. one set.



Incubator for Petri capsules

NATURAL CONVECTION.

MICROPROCESSOR REGULATION AND TEMPERATURE DIGITAL CONTROL.

FOR ADJUSTABLE TEMPERATURES FROM AMBIENT +5°C TO 60°C.

STABILITY: ±0,1°C TO 37°C. HOMOGENEITY: ±0,1°C TO 37 °C. SETPOINT ERROR: ±0,1°C. RESOLUTION: 0,1°C.

Small size. Culture visual control. Transportable.

APPLICATIONS

Specially designed for bacteria and fungi cultures in Petri capsules at the same temperature of human body.

FEATURES

Culture surface 320 x 220 mm (Inner height: 20mm)

Culture visual monitoring.

Transparent cover.

Easy access to samples.

Approximate capacity: (single level) (mm)

15 Petri capsules of Ø55.

10 Petri capsules of Ø80.

7 Petri capsules of Ø90.

6 Petri capsules of Ø100.

3 Petri capsules of 120x120.

2 Petri capsules of Ø140.

MODEL

Part No.	Margin T° °C	Height / Width / Depth (Exterior) cm			Height / Width / Depth (interior) cm			Power W.	Weight Kg
4002629	Amb +5 to 60	9	45	24	2	32	22	200	3.5





Cooled low temperature incubator "Prebatem-TFT"

FORCED AIR FAN CIRCULATION.
MICROPROCESSOR CONTROLLED WITH DIGITAL DISPLAY
ADJUSTABLE TEMPERATURES FROM 5 °C UP TO 60 °C. RESOLUTION 0.1 °C
SEMICONDUCTOR HEATING AND COOLING SYSTEM.
QUIET-STABLE - FREE FROM VIBRATIONS - VERY ACCURATE - LOW POWER CONSUMPTION.
INNER TEMPERED GLASS DOOR.
UP TO 10 PROGRAMMABLE TEMPERATURE PROFILES



SAFETY: CONFORMS TO THE DIN 50011 STANDARD FOR TEMPERATURE STABILITY AND HOMOGENEITY.
CONFORMS TO THE DIN 12880. STANDARD ADJUSTABLE SAFETY THERMOSTAT FITTED.

Leading edge technology, Peltier effect. No compressor.

APPLICATIONS

Biotechnology, Bacteriology, Plasma fractionation, Biology, Enzymatic test, Research, Serum studies, metrology, Botany, Phytopharmacy, Cosmetics, Water analysis and Agricultural research, feeding, new techniques for protein crystallization.

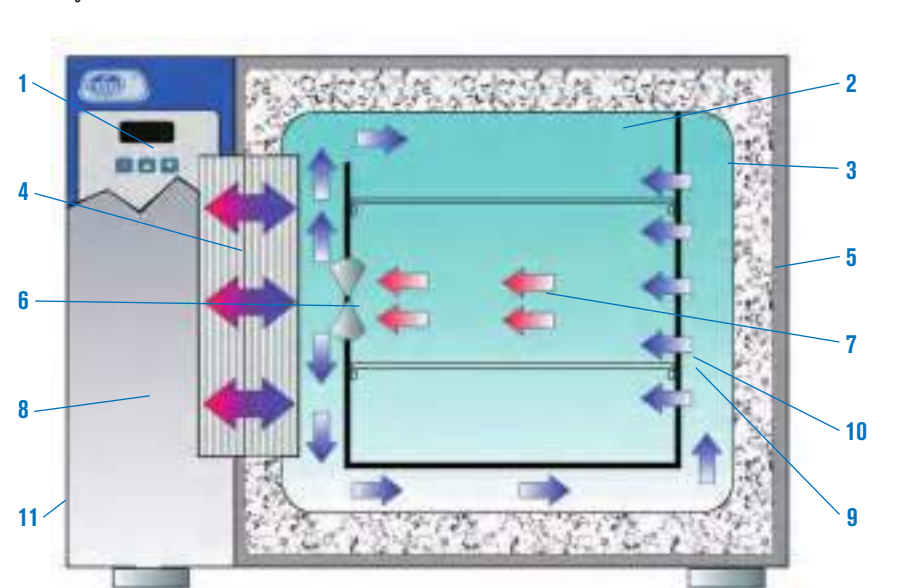
FEATURE

- 4.3 inches TFT touch screen.
- Inner chamber and elements made of AISI 304 stainless steel.
- Premixing temperature chamber.
- Semiconductor- static radiator for heating and cooling.
- Excellent thermal insulation within the chamber.
- Turbo fan to make the air circulate.
- Diagram showing the homogeneous air flow from the premixing chamber of the semiconductor cooling / heating system.
- Independent insulated control box .
- Support rack for trays.
- Shelves of AISI 304 stainless steel.
- Epoxy coated outer case.

PERFORMANCE

	Specification	
	at 10 °C	at 37 °C
Stability	±0.1 °C	±0.1 °C
Homogeneity	±0.3 °C	±0.2 °C
Set error	±0.4 °C	±0.2 °C

Oven's diagram seen from the front side.



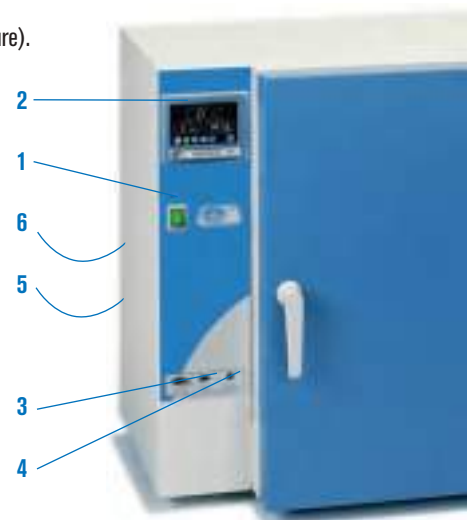
Forced air passes through the heat exchanger chamber prior to entering the main cabinet chamber.

Cross section of the circulation of air maintaining the temperature in the cabinet below ambient by the use of an electronic heat exchanger rather than a compressor.

CONTROL PANEL

- Main switch.
- TFT touch screen:
Visual audible alarm.
Clock calendar.
Cycle start planning
Single or cyclic On / Off programming.
Up to 10 work programs.
Up to 6 segments per program.
Stability time in each segment (from 1 min to 99h) .
Alarms and events storage.
Probe error detection.
Self Diagnostics.
Adjustable ramp between segments.
Network failure detection and saving.
Over temperature and low temperature alarms and me-

- mORIZATION (date, start time, end time and temperature).
 Safety thermostat (TS) by software.
 Mechanic safety thermostat (TS) .
 USB and RS -232 output.
 Configurable parameters: Date / time, temperature correction , data collection interval, language (English, Spanish and French) , °C / °F selection , over temperature and low temperature limit.
- USB output.
 - Security thermostat.
 - Ethernet output para for LAN connection.
 - Serial output for pc connection.



CONTROL PANEL

- Main switch.
- Mains indicator lamp.
- 4.3" Color TFT touch screen.
- Adjustable safety thermostat.



Graph of temperature profiles

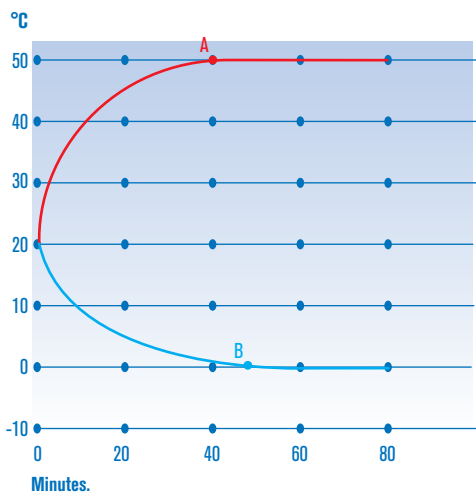


STANDARD EQUIPMENT

2 shelves and 4 shelf guides.

MODELS

Part No.	Capacity litres	Height / Width / Depth (interior) cm			Height / Width / Depth (exterior) cm			Shelf guides	Power consumption W/hr.		Power W	Weight Kg
									at 5 °C	at 40 °C		
2000963	36	40	30	30	60	65	49	7	70	50	310	54
2000964	80	50	40	40	70	75	59	8	75	55	310	73
2000965	150	50	60	50	70	95	68	8	90	60	310	94



Performance graph of temperature and time.

- A. Set at 50 °C: 40'.
- B. Set at 0 °C: 48'.

SPARES

Shelves and guides.

Oven Part No.	2000963	2000964	2000965
Guides (2) (Set)	2000012	2000013	2000015
Shelves	2000022	2000023	2000025

Each self requires two guides i.e. one set.

Note: To obtain the optimum homogeneity at the set temperature, the load should not surpass more than 70 % of the volume of the chamber.





Incubation chamber "Boxcult"

FAN CONVECTION.

ADJUSTABLE TEMPERATURES FROM AMBIENT +5 °C UP TO 57 °C.

STABILITY: ± 0.25 °C, UP TO 37 °C HOMOGENEITY: ± 1 °C, UP TO 37 °C.

SET ERROR: ± 2 % OF THE WORKING TEMPERATURE. RESOLUTION 0.1 °C.

SAFETY:

SAFETY STANDARD EN 61010. OVER TEMPERATURE SAFETY THERMOSTAT FITTED.

FEATURE

Made of transparent methacrylate that allows the user to see inside the incubator during operation. To facilitate the access to the working area the unit has a wide front door, and a removable base made of AISI 304 stainless steel. The fan convection circulation system ensures an even and rapid recovery of temperature.

A 30 mm \varnothing port at the rear can be used to connect power to apparatus inside the chamber.

Supplied as accessories, the removable base allows the Boxcult to be mounted on the "Rotabit" reciprocal / orbital shaker. (described in the stirrer section.)

The metallic top of the chamber includes the heating elements, air circulation fan and temperature control.

CONTROL PANEL

Main switch.

Digital electronic temperature control.



Incubation chamber "Boxcult" Part No. 3000957 with base Part No.3001172 and support rack with two shelves Part No. 1000973. Supplied as accessories.

MODEL

Part No.	Capacity litres	Height / Width / Depth (interior) cm			Height / Width / Depth (exterior) cm			Power W	Weight Kg
3000957	110	50	47	47	61	51	51	220	18

Supplied without bottom base, or stainless steel rack and shelves.



Orbital & shaker stirrer "Rotabit" part number 3000974 with incubation chamber "Boxcult"

For an easy handling, all control devices are outside the chamber enclosure

ACCESSORIES

Removable bottom base made of AISI 304 stainless steel. Part No. **3001172**

Stainless steel rack with 4 shelves positions, each one separated by 9 cm. Comes complete with 2 removable shelves. Useful dim. 43 cm long and 41 cm wide. Part No. **1000973**



CO₂ Incubators for anaerobic cell and tissue cultures “Incubator CO₂”

MICROPROCESSOR CONTROL WITH DIGITAL DISPLAY OF TEMPERATURE AND CO₂.
 ADJUSTABLE TEMPERATURES FROM AMBIENT +5 °C TO 50 °C
 STABILITY: ±0.2 °C, UP TO 37 °C. HOMOGENEITY: ±0.5 °C, UP TO 37°C. RESOLUTION: 0.1 °C.
 ALARM RANGE: FROM AMBIENT+5 °C TO 50 °C. RESOLUTION: 0.1 °C.
 CO₂ RANGE: FROM 0 TO 20%. STABILITY: ±0.3%. RESOLUTION: 0.1%



SAFETY:

STANDARD DIN 12880. DOUBLE INDEPENDENT OVER TEMPERATURE SAFETY THERMOSTAT.
 CO₂ DEVIATION FROM SET VALUE. OPEN DOOR INDICATOR, ELECTRICAL FAULT INDICATOR. LOW CO₂ PRESSURE.

Infrared CO₂ sensor

Chamber sterilization function

FEATURE

External case of steel coated with epoxy with insulated chamber.

The chamber is made of stainless steel with removable shelf supports and easy clean system.

Two doors; one interior of tempered glass with silicon gasket and a heated external steel door with magnetic seal to prevent condensation on the glass door.

Smooth door action, to prevent jolts or vibrations disturbing the contents of the incubator.

The CO₂ input is by a metal tube of 6 mm Ø x 4 mm at the back of the unit.

RS-232 Interface output for a computer or printer.

CONTROL SYSTEM

Digital electronic control of temperature and CO₂, by a single multilevel control button and LCD screen, that controls all functions within the chamber.

HUMIDITY CONTROL

The humidity level within the chamber is at a constant 98% RH level, that is produced directly by water evaporation previously introduced at the bottom of the chamber.



CONTROL PANEL

1. Visual alarm indicator.
2. LCD display of all parameters.
3. Button single control of multilevel functions.
4. Printer (Optional)
5. Main On switch.

MODEL

Part No.	Capacity litres	Height/Width/Depth (interior) cm	Height/Width/Depth (exterior) cm	Shelf guide positions	Power W	Weight Kg
4002628	150	65 50 46	95 65 73	9	1100*	110

Comes with two shelves.

* 2025 W In sterilization mode.

ACCESSORIES

Printer: temperature, CO₂, time and status.

(Needs to be factory fitted.)

Part No. **4001676**



Fyrite CO₂ analyser.

Monitor for checking the CO₂ % concentration. The unit has a graduated scale of 0 to 20 %. Reagent valid for 300 analysis. Should not be used with explosive gasses.

Part No. **4000632**

Reagent flask 64 ml. Part No. **4000635**

ADDITIONAL Shelves stainless steel. Part No. **1001675**



PRECISE COOLED INCUBATORS HOTCOLD



HOTCOLD S
HOTCOLD UC
HOTCOLD F-J

CONTROLLABLE TEMPERATURES FROM +5 °C TO 65 °C
CONTROLLABLE TEMPERATURES FROM -10 °C TO 65 °C
CONTROLLABLE TEMPERATURES FROM 6 °C TO 20 °C (WITH HUMIDITY)

SAFETY:
DIN STANDARD 12880.2
SAFETY THERMOSTAT FITTED THAT DISCONNECTS POWER TO THE HEATER IF THE CONTROLLER FAILS. MANUAL RESET.

APPLICATIONS

Enzymatic tests, serum and plasma fractions BOD tests, cosmetics, botany, pharmacy, industry, agriculture, bacteriology, biotechnology and research.



Refrigerated cabinet "Hotcold S"

FORCED AIR CIRCULATION.
DIGITAL ELECTRONIC CONTROL OF TEMPERATURE AND TIME,
ADJUSTABLE FROM +5 °C TO 65 °C.
STABILITY ±0.1 °C, UP TO 20 °C. HOMOGENEITY ±0.5 °C, UP TO 20 °C. SET ERROR ±2 °C.
RESOLUTION 0.1 °C.



FEATURES


Epoxy coated external case. Interior AISI304 stainless steel. Door with double glazed glass to maintain internal temperature. Illumination switch with internal fluorescent light. Side port for the introduction of external cables probes and tubes etc. Cooling gas R134a. 4 wheels with brake.

CONTROL SYSTEM

Electronic digital controller for temperature and time. Timer and off programmable from 1' to 99 hrs 59'. Programmable defrost. High and low temperature alarm. Temperature calibration.

CONTROL PANEL

1. Display for temperature / time.
2. Temperature indicator.
3. Time indicator.
4. Alarm indicator.
5. Heater functioning indicator.
6. Push button for set temperature.
7. Push button for set time.
8. Mains switch.
9. Push button to increase value.
10. Push button to decrease value.
11. Push button to confirm value.



SPARES

Part No.
1001619 Guides (2) (Set).
1001620 Shelves.



Optimum temperature homogenization can be achieved with an even load distribution of up to 70% unit volume.

STANDARD EQUIPMENT

2 shelves and 4 shelf guides.

MODEL

HOTCOLD	Part No.	Range °C	Capacity litres	Height / Width / Depth (interior) cm	Height / Width / Depth (exterior) cm	Number of shelves	Motor HP	Power W	Weight Kg
S	2101618	+5 +65	160	65 50 43	128 63 63	10	3/8	400	70



Precise refrigerated cabinet “Hotcold UC”

FORCED AIR CIRCULATION.
DIGITAL ELECTRONIC CONTROL OF TEMPERATURE AND TIME.
HOTCOLD UC ADJUSTABLE TEMPERATURE FROM -10 °C TO 65 °C.



SAFETY:

DIN STANDARD 12880.2 SAFETY THERMOSTAT FITTED THAT DISCONNECTS POWER TO THE HEATER IF THE CONTROLLER FAILS. MANUAL RESET.

PRECISION TABLE

STABILITY ±0.5 °C, UP TO 20 °C
HOMOGENEITY ±1 °C, UP TO 20 °C
SET ERROR ±1 °C
RESOLUTION 0.1 °C



FEATURES

- Exterior case, door and interior made from AISI 304 stainless steel.
- Steel shelves, PVC laminated.
- Door with lock and easy to replace gasket, with automatic return mechanism and manual lockout.
- Hermetically sealed compressor with anti vibration mounts with fan forced evaporation unit with ventilated condenser.
- Homogeneous internal temperature by forced circulating air.
- Supports for shelves adjustable in height
- Integrated interior light.
- Adjustable front footrest.
- Refrigerant R404a.
- Side hole for entry and exit connections.
- Two safety power sockets.
- Two external ports protected by magnetothermic for external connections.
- Download records in USB memory.
- Automatic defrosting function.
- Indoor air circulation for a correct homogenization of the temperature.
- Graphic visualization of the program.
- Supplied with wheels.

CONTROL PANEL

Model with 4.3 inches TFT touch screen.

- Main switch.
- TFT touch screen:
- Visual alarm .
- Clock calendar.
- Single or cyclic On / Off programming.
- Up to 10 work programs.
- Up to 6 segments per program.
- Stability time in each segment (from 1 min to 99h) .
- Alarms and events storage.
- Probe error detection.
- Self Diagnostics.
- Network failure detection and saving.
- Over temperature and low temperature alarms and memorization (date, start time, end time and temperature).
- Safety thermostat (TS) by software.
- Mechanic safety thermostat (TS) .
- Temperature control auto-tuning.
- Configurable parameters: Date / time, temperature correction , data collection interval, language (English, Spanish and French) , °C / °F selection , over temperature and low temperature limit.



MODELS

HOTCOLD	Part No.	Range °C	Capacity litres	Height / Width / Depth (interior) cm	Height / Width / Depth (exterior) cm	Door	Included shelves	Power W	Weight Kg
UC	2101515	-10 +65	670	154 61 63	213 73 84	Metallic	3	520	120

They are supplied with 3 steel trays, plasticized in PVC.

NOTE: the HOTCOLD has internal power sockets that allows the use of a non-heating mixer shaker or stirrer or equipment for BOD assays to be powered internally. Alternatively power cables can be fed through external ports at each side of the unit. See chapter Mixers stirrers and shakers.

SPARES

Tray + 2 guides. Part No. 1001858



Refrigerated ovens with fixed humidity Hotcold Humidity F & J



WITH FORCED AIR CIRCULATION
DIGITAL TEMPERATURE ELECTRONIC REGULATION
FOR ADJUSTABLE TEMPERATURES FROM 6°C TO 20°C.

SAFETY:

DIN 12880 STANDARDS. ADJUSTABLE SAFETY THERMOSTAT INCORPORATED WHICH DISCONNECTS HEATING IN CASE OF THE HEATER'S REGULATOR FAILURE, WITH MANUAL RESET.

ACCURACY – TEMPERATURE TABLE:

STABILITY: ±0,5 °C
HOMOGENEITY: ±1 °C
SETPOINT ERROR: ±1 °C
RESOLUTION 0,1 °C

APPLICATIONS

Refrigerated oven for conservation and products storage which require temperatures below ambient and a controlled fixed humidity.

FEATURES

- Colour TFT touch screen.
- Exterior case, door and interior enclosure covered in stainless steel AISI 304.
- Door with lock and easy to replace gasket, with automatic return mechanism and manual lockout. Resistant to chemical agents.
- Tropicalized hermetic compressor group.
- Automatic defrosting with water evaporation due to tempered electric defrost.
- Supports for shelves adjustable in height.
- Front foot supports adjustable in level.
- Integrated interior light.
- Entry port for external probes introduction.
- Supplied with wheels.

HOTCOLD F		PRECISION
TEMPERATURE RANGES- HUMIDITY		
6 °C:	33% HUMIDITY	±3 %.
8 °C:	31% HUMIDITY	±3 %.
12 °C:	30% HUMIDITY	±3 %.
16 °C:	29% HUMIDITY	±3 %.
20 °C:	26% HUMIDITY	±3 %.

HOTCOLD J		ACCURACY
TEMPERATURE RANGES - HUMIDITY		
6 °C:	60% HUMIDITY	±3 %.
8 °C:	57% HUMIDITY	±3 %.
12 °C:	53% HUMIDITY	±3 %.
16 °C:	50% HUMIDITY	±3 %.
20 °C:	47% HUMIDITY	±3 %.



CONTROL PANEL

Model with 4.3 inches TFT touch screen.

- Main switch.
- Visual alarm.
- Probe error detection.
- Self Diagnostics.
- Over humidity alarm.
- Safety thermostat (TS) by software and mechanical.



MODEL

HOTCOLD	Part No.	Range °C	Humidity Range	Capacity litres	Height / Width / Depth (interior) cm	Height / Width / Depth (exterior) cm	Trays number	Power W	Weight Kg
F	2101517	6 +20	26% a 33%	600	138 62 68	210 73 84	3	1350	125
J	2101518	6 +20	47% a 60%	600	138 62 68	210 73 84	3	1350	125

SPARES
Tray + 2 guides.
Part No. 1001858

Supplied with 3 steel trays, PVC laminated.

ACCESSORIES

- Data logger with digital screen "View 2"
- Working temperature from -25°C to +85 °C.
- Humidity 0-100% RH
- IP65 protection.
- Capacity up to 30000 logs.
- Two programmable alarms.
- Log intervals of 1 second up to 10 days.
- Data download option on standby or operating.
- Display mode in °C or °F.
- Part No. 2101508



OPTIONAL COMPLEMENTS

- ETHERNET thermometer module**
Temperature Record, with control of programmable warnings and graphic representation. It must be installed at the factory. ETHERNET connection is needed at the place of use.
Part No. 2101627
- Data logger with digital display**
PT100 type probe with two meters of cable. Measuring range of -100 °C. at +200 °C. With GSM module for data transmission.
Part No. 2101520

Muffle Furnaces



Electric Muffle Furnaces “Select-Horn-TFT”

TEMPERATURE CONTROLLABLE UP TO 1150 °C.
 SET ACCURACY: ± 1 °C OF THE SET VALUE. RESOLUTION: 1 DIGIT.
 DIGITAL ELECTRONIC CONTROLLER FOR TEMPERATURE AND TIME WITH TFT COLOUR TOUCH SCREEN.
 UP TO 10 PROGRAMMABLE TEMPERATURE PROFILES.

SAFETY:

PROBE BREAK DISCONNECTS THE POWER TO THE FURNACE AUTOMATICALLY.
 MICROSWITCH THAT DISCONNECTS THE POWER OF THE HEATER ELEMENTS WHEN THE DOOR IS OPEN.
 FLIP DOOR THAT CAN ALSO BE USED AS A SUPPORT TRAY AND USER PROTECTED FROM THE HOT INTERNAL SURFACE.

APPLICATIONS

Incineration processes, drying, degradation, re-heating, thermal treatments etc.

FEATURES

Interior chamber constructed from high quality lightweight refractory bricks, with a high alumina content with no asbestos or iron oxide.

Evenly distributed exceptional long life heating elements, annealed frequently at a high fusion point.
 Excellent thermal insulation made from Ceramic fibre of low density and thermal conductivity.
 Low consumption with maximum performance.
 Rapid temperature recovery after the door has been opened.

Flap door with easy to change components.
 Support tray made from special steel used as a base to support assay material.
 USB output.

CONTROL PANEL

General

Main switch.
 TFT touch screen 4.3".
 Clock calendar.
 Two working modes, normal or programming.
 SPA – FRE – ENG menu.
 Self-test on starting.
 Temperature control auto-tuning.
 °C/°F selection.

Type K probe.

Normal mode

Set point temperature selection
 Up ramp.
 Stability time from 1 min to 99h or continuous.

Programming mode

10 profiles capacity.
 6 segments per profile.
 Stability time in each segment from 1 min to 99h (or continuous in the last segment)
 Up ramps between segments.
 Daily - weekly On / Off programming.

MODELS

Part No.	Capacity litres	Height / Width / Width (interior) cm	Height / Width / Depth (exterior) cm	Power W	Weight Kg
2000376	3.6	10 15 24	52 54 56	2500	54
2000377	9	15 20 30	58 59 65	3000	70

Supplied complete with support tray, made from annealed steel.



Temperature ramps graph

Alarms

Network failure detection alarm.
 Probe error detection alarm.
 Over temperature and low temperature alarms.
 Visual audible warning alarms.
 Up to 100 alarms storage (date, start time, end time and alarm type).

Datalogging

Datalogging memory up to 15000 data.
 Logging interval from 5 seconds to 30 min.
 Data download via USB.



Image of the flap door system in operation.

SPARES

Support tray made from special steel used as a base to support assay material.

Code **0203681** for furnace Part No. 2000376

Code **0203692** for furnace Part No. 2000377



ACCESSORIES

Adaptable only for "Select-Horn-TFT" furnaces Part No. **2000376** and **2000377**
All accessories need to be fitted in the factory prior to delivery.



Exterior exhaust tube.

Located at the furnace back with a ventilator motor to extract gases and vapours. With an 80 mm Ø hat adapter. Gases and Vapours can be extracted outside through the connecting tube. Power consumption: 30 W. Part No. **2001477**

COMPLEMENTS



Gloves Thermal "Kevlar 800"

Conforms to EN 388, EN407 and EN420 standards. For use with temperatures up to 800 °C, Made from seamless terry knit, with double face fibres, high level of protection against heat and flame. Length 36 cm, universal fit. Part No. **5000042**



Crucible tongs.

With thermally protected plastic coated handles. With bow, curved tips. Part No. **1001590** Total length 220 mm. Part No. **1001591** Total length 330 mm.



Crucibles made of zirconium Zr.
Crucibles made of pure nickel Ni.
Crucibles made of glazed porcelain.
Crucibles made of stainless steel.
Crucibles made of quartz.
(See page 181).



Electric muffle furnaces "R-3 L" and "R-8 L" 1100 °C

FOR TEMPERATURES ADJUSTABLE FROM AMBIENT +5°C. UP TO 1100 °C.
MICROPROCESSOR CONTROL WITH TFT TOUCH SCREEN.
PRECISION ±2 °C OF THE SET VALUE.
RESOLUTION: 1 DIGIT.



FEATURES

Metal external case with vent at the back of the unit. Interior and door made of ceramic fibre, resistant and durable (No asbestos). Heater situated at the side and bottom of the chamber. USB output.

CONTROL PANEL

General

Main switch.
TFT touch screen 4.3".
Clock calendar.
Two working modes, normal or programming.
SPA - FRE - ENG menu.
Self-test on starting.
Temperature control auto-tuning.
°C/°F selection.

Type K probe.

Normal mode

Set point temperature selection
Up ramp.
Stability time from 1 min to 99h or continuous.

Programming mode

10 profiles capacity.
6 segments per profile.
Stability time in each segment from 1 min to 99h (or continuous in the last segment)
Up ramps between segments.
Daily - weekly On / Off programming.



Temperature ramps graph

Alarms

Network failure detection alarm.
Probe error detection alarm.
Over temperature and low temperature alarms.
Visual audible warning alarms.
Up to 100 alarms storage (date, start time, end time and alarm type).

Datalogging

Datalogging memory up to 15000 data.
Logging interval from 5 seconds to 30 min.
Data download via USB.

ACCESSORIES

Must be factory installed.
Exterior extractor tube.
Located at the furnace back with a ventilator motor to extract gases and vapours. Gases and Vapours can be extracted outside through the connecting tube. Power: 20 W. Part No. **2000370**



MODEL	Part No.	Capacity litres	Height / Width / Depth (interior) cm			Height / Width / Depth (exterior) cm			Power W	Weight Kg
N-3	2000368	3	11.5	12.5	20	43	34	47	1700	18
N-8	2000369	8	13	20	30	51	44	56	1800	28

Supplied complete with a refractory ceramic tray as a base and support for material to be assayed.

Electric muffle furnace “N-30 L”, “N-40 L” and “N-80 L” 1100 to 1300 °C


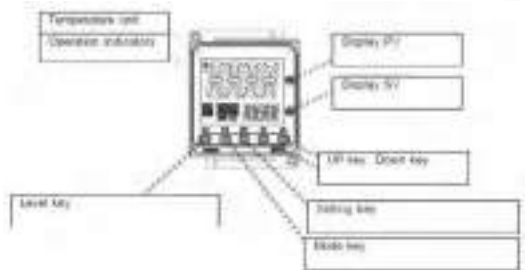
TEMPERATURE ADJUSTABLE UP TO 1300 °C FOR MODEL “N-30 L”, 1200 °C FOR MODEL “N-40 L” AND 1100 °C FOR MODEL N-80 L.
ELECTRONIC DIGITAL TEMPERATURE CONTROL.
PRECISION ± 2 °C OF THE SET VALUE.
RESOLUTION: 1 DIGIT.

FEATURES

Metal external case with vent at the back of the unit. Interior and door made from ceramic fibre, resistant and durable (No asbestos). Heater situated at the side and bottom of the chamber.

CONTROL PANEL

Illuminated mains On/Off switch.
Temperature control with digital display of both the set and actual temperature.
Programmable in steps of 1 °C.
Fitted with a type K probe.



MODEL	Part No.	Capacity litres	Height / Width / Depth (interior) cm			Height / Width / Depth (exterior) cm			Power W	Voltage V	Weight Kg
N-30 L	2200853	30	29	20	44	87	64	84	4600	230	120
N-40 L	2200857	40	29	29	42	87,5	65	83,5	3400	230	105
N-80 L	2200855	80	48	40	40	157	94	98	7500	400 / 3 N	170

Supplied complete with a refractory ceramic tray as a base and support for material to be assayed.

Electric muffle furnaces “N-3 L”, “N-8 L”, “N-13 L”, “N-22 L”, “N-39 L” 1100 °C

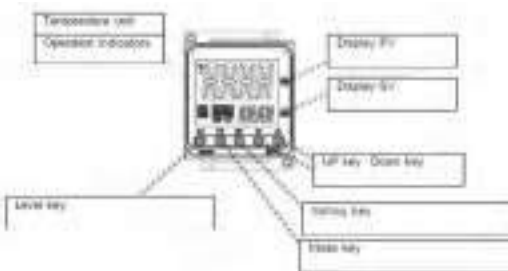
FOR TEMPERATURES ADJUSTABLE UP TO 1100 °C.
ELECTRONIC DIGITAL TEMPERATURE CONTROL.
PRECISION ± 2 °C OF THE SET VALUE.
RESOLUTION: 1 DIGIT.

FEATURES

Metal external case. Interior and door made from ceramic fibre, resistant and durable (No asbestos). Heater situated at the side and bottom of the chamber.

CONTROL PANEL

Illuminated mains On/Off switch.
Temperature control with digital display of both the set and actual temperature.
Programmable in steps of 1 °C.
Fitted with a type K probe.



ACCESSORIES

Must be factory installed.
Exterior extractor tube.

Located at the furnace back with a ventilator motor to extract gases and vapours. Gases and Vapours can be extracted outside through the connecting tube. Power: 20 W. Código 2200858



MODELO	Part No.	Capacity litres	Height / Width / Depth (interior) cm			Height / Width / Depth (exterior) cm			Power W	Voltage V	Weight Kg
N-3 L	2200850	3	11,5	12,5	20°	43	34	47	1700	230	18
N-8 L	2200851	8,2	14	20	30	50	44	53	1800	220	33
N-13 L	2200852	13	18	22,5	36	55	50	70	1800	230	38
N-22 L	2200854	22	15,5	27,5	50	61	60	89	3000	230	58
N-39 L	2200856	39	24	31,5	49,5	74	65	90	6000	400 / 3 N	75

Supplied complete with a refractory ceramic tray as a base and support for material to be assayed.

Clamps and Stands

pages 165 to 176

Spatulas, scoops and vessels

pages 177 to 181

Stainless steel. Series Labor-Hospital +

pages 182 to 183

**Racks, baskets and storage for tubes,
pipettes and flasks**

pages 184 to 193

Flakes ice maker

page 190

Burners and hot air gun

pages 194 to 197

Diverse laboratory instruments

pages 198 to 211

*"A well equipped laboratory is where all types of science can be complete to a high standard."
Patrick Blachett*



Clamps and Stands

CLAMPS MADE OF LIGHT WEIGHT "DURAL CROM" ALLOY EXTRAORDINARILY STRONG.
TONGS MADE OF AISI 304 STAINLESS STEEL.
RETORT STANDS - LABORATORY JACKS AND SCAFFOLDING.



BOSSHEAD

Chrome plated. For \varnothing from 5 to 17 mm.
Part No. **1000069**



BOSSHEAD "MINI"

Chrome plated. For \varnothing from 5 to 12 mm.
Part No. **1001460**



BOSSHEAD XL

Maximum opening. For rods 13 to 32 mm \varnothing .
Part No. **5057022**



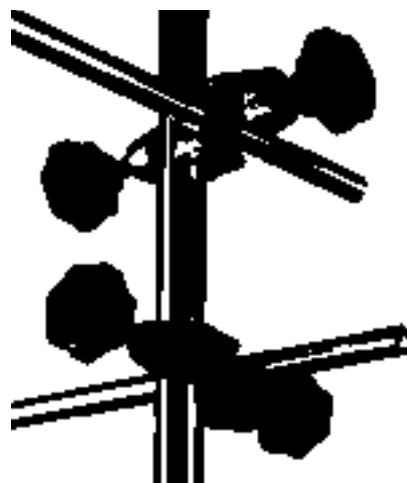
BOSSHEAD "SUNTECH"

For retort bars of 5 to 22 mm \varnothing .
With screw clamp joints. Ideal for supporting overhead stirrers.
Part No. **5900600**



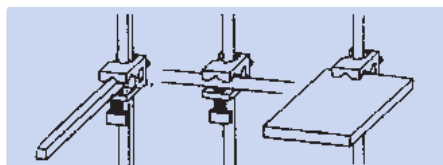
BOSSHEAD "MAXIM"

For large diameters.
Chrome plated with one opening to hold rods up to 30 mm \varnothing . Second opening up to 20 mm \varnothing .
Part No. **7000408**



BOSSHEAD "MEDI"

For \varnothing from 5 to 20 mm.
Part No. **1001461** Chrome plated.
Part No. **1001462** Anodised black.



BOSSHEAD "PASS"

Original Phywe.
For joining and clamping multipurpose, round or rectangular rods up to 12 mm across.
For cross T and parallel arrangements.
Part No. **7204055**



BOSSHEAD "GIROFIX"

Conforms to DIN standard 12895-E16.
Chrome plated with swivel toothed clamp for holding rods at any angle. For rod \varnothing from 5 to 15mm.
Part No. **7000531**



ORIGINAL BOSSHEAD "TREVINGE"

Made of chrome plated "Dural" alloy.
Due to its strength, it is suitable for multilevel and three dimension constructions.
Part No. **7008133** For \varnothing of 9 to 13 mm.
Part No. **7008253** For \varnothing of 19 to 25 mm.

J.P Selecta



BOSSHEAD FOR THERMOMETERS

Thermometer support for water and oil baths with locking screw (up to 40 mm). Thermometer rod diameters up to 7mm Ø.

Part No. **6000896**



THERMOMETER CLAMP

Swivel bosshead and press lock, made of AISI 304 stainless steel. For Ø from 6-15 mm.

Part No. **6000036**



THERMOMETER CLAMP

Hook at one end for a thermometer. Chrome plated.

Part No. **1000037**




BURETTE STAND

With AISI 304 stainless steel rod of 10 mm Ø x 600 mm high. Weight 2 Kg. Made specifically for the "DUPLEX" burette clamp with two plates at the base, black and white.

Part No. **6000117**




Model burette stand Part no. 6000117 and double burette part no. 7000181



DOUBLE BURETTE CLAMP "DUPLEX"


Self adjusting clamp for 2 burettes, with central bosshead screw. Made of Chrome plated metal with PVC coated jaws. Enables complete visibility of the burette scale while being held. Part No. **7000181**



BURETTE CLAMP "TRIPS"

Made of chrome plated metal for Ø from 4 to 20 mm.


Part No. **7000521**



BOSSHEAD BURETTE AND TUBE CLAMP "TRIPS"

Made of chrome plated metal for Ø from 4 to 20 mm.


Part No. **7005211**



SPRING CLAMP FOR BURETTES AND THERMOMETERS "AUTOMATIC"

Made of chrome plated metal with spring clamp jaw. For Ø from 0 to 25 mm. Designed for test tubes.

Part No. **7000025**



BOSSHEAD WITH "AUTOMATIC" CLAMP FOR BURETTES AND THERMOMETERS

Made of chrome plated metal with spring clamp jaw. For Ø from 0 to 25 mm.


Part No. **7000251**



CLAMP FOR BURETTES AND TUBES

Made of chrome plated metal with two prong jaws coated with PVC.
For Ø from 7 to 25 mm.

Part No. **7000130**



BOSSHEAD WITH BURETTE AND TUBE CLAMP

Made of chrome plated metal with PVC coated double prong jaws.
For Ø from 7 to 25 mm.


Part No. **7000140**



CLAMP FOR BURETTES AND CONDENSERS

Made of chrome plated metal with PVC coated jaws.
For Ø from 12 to 45 mm.


Part No. **7000131**



SWIVEL CLAMP BOSSHEAD FOR CONDENSERS

Swivel clamp with double PVC lined jaws For Ø from 12 to 45 mm.

Part No. **7000141**



CLAMP "TRIPLEX"

Three pronged PVC coated clamp made of chrome plated metal.
For Ø from 0 to 35 mm.


Part No. **7000160**



CLAMP "TRIPLEX"

Three pronged PVC coated clamp made of chrome plated metal.
For Ø from 0 to 60 mm.


Part No. **7000161**



UNIVERSAL CLAMP "MINIMAX"

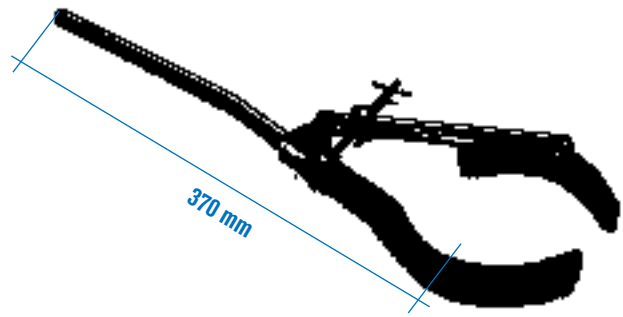
Made of Dur-aluminium with cork lined jaws.
For Ø from 0 to 80 mm.

Part No. **7000403**



SWIVEL UNIVERSAL CLAMP "MINIMAX"

For Ø from 0 to 80 mm.
Part No. **7000404**




BEAKER CLAMP "MAXIM"

Made of chrome plated metal with clamp end covered with stabilized glass fibre.
For Ø from 80 to 180 mm.
Part No. **7000406**



UNIVERSAL CLAMPS "GIROMAX" WITH METAL ROTATION

With cork lined jaws. With a hinge joint of 180° rotation angle.
For Ø from 0 to 80 mm.
Part No. **7004031**



CLAMP "MEDIMAX"

With chain and spring clamp made of AISI 304 stainless steel.
For Ø from 90 to 145 mm.
Part No. **7000405**



CONICAL JOINT CLIPS

Made from AISI 304 stainless steel.
Part No.

1000716	joint	7.5/16
1001019	"	10/19
1001221	"	12/21
1001423	"	14/23
1001926	"	19/26
1002429	"	24/29
1002932	"	29/32
1004540	"	45/40

GROUND ROUND JOINT CLIPS

Made of chromed steel.
Part No.

1040913	joint	round	13 mm.
1040919	"	"	19 mm.
1040929	"	"	29 mm.
1040935	"	"	35 mm.



CONICAL JOINT CLIPS

Made of PMP (polymethyl pentane).

Part No.	joint	colour
1001095	10/19	black
1001096	14/23	yellow
1001097	19/26	blue
1001098	24/29	green
1001099	29/32	red
1001100	34/35	orange
1001101	45/40	brown



GROUND ROUND JOINT CLIPS

Made of AISI 304 stainless steel with ratchet fixed pin.
Part No. **1001720** round joint 19 mm.
Part No. **1001464** round joint 29 mm.
Part No. **1001465** round joint 35 mm.



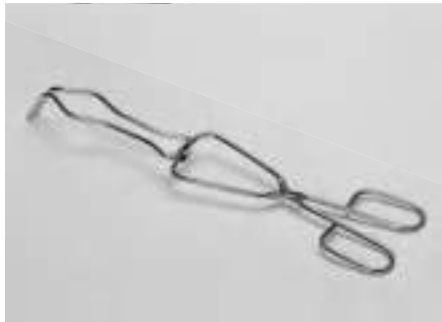
TEST TUBE TONGS

Made of nickel plated steel.
For tubes up to 30 mm Ø. Total length 145 mm.
Part No. **1000285**



TEST TUBE TONGS

Made of wood.
For tubes from 12 up to 25 mm Ø.
Total length 180 mm.
Part No. **1001094**



CRUCIBLE TONGS

Original "J.P.Selecta" design with opposite equilibrium.
Made of Electro-bright finished AISI 304 stainless steel.
Part No. **1001330** Total length 400 mm.



CRUCIBLE TONGS

With bow, curved tips and flat hinge.
Electro-bright AISI 304 stainless steel finish.
Part No. **1010420** Total length 200 mm.
Part No. **1010430** Total length 300 mm.
Part No. **1010440** Total length 400 mm.
Part No. **1010450** Total length 500 mm.




CRUCIBLE TONGS

With bow, curved tips.
With thermally protected plastic coated handles.
Part No. **1001590** Total length 220 mm.
Part No. **1001591** Total length 330 mm.



STERILIZATION TONGS

Made of AISI 304 electro-bright finished stainless steel.
Total length 200 mm.
Part No. **1002801** Straight end.
Part No. **1002802** Curved end.
Used for bandages, syringes, instruments, test tubes etc.



TONGS FOR FLASKS AND TUBES

Electro-bright finished AISI 304 stainless steel.
For diameters from 15 to 60 mm.
Tong tips covered with stabilized glass fibre.
Part No. **1028130** Total length 300 mm.
Part No. **1028140** Total length 400 mm.



TONGS FOR FLASKS AND TEST TUBES

Sterilization Tongs. Made of AISI 304 electro-bright finished stainless steel. For diameters from 25 to 60 mm.
Tong ends covered with stabilized glass fibre.
Part No. **1028230** Total length 300 mm.
Part No. **1028240** Total length 400 mm.



DISH TONGS

Made of electro-bright finished AISI 304 stainless steel.
Part No. **1000283** Total length 250 mm.



BEAKER TONGS

Made of AISI 304 electro-bright finished stainless steel.
Made for beakers from 150 to 1000 ml.
For diameters from 60 to 100 mm.
Tong tips covered with stabilised glass fibre.
Part No. **1000284** Total length 450 mm.



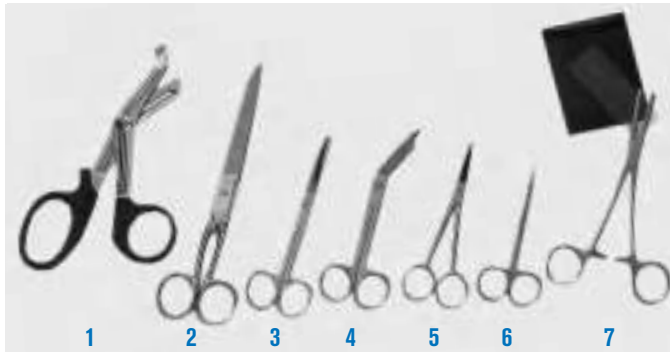
BEAKER TONGS "PROTECVAS"

Clamps beakers up to 2000 ml.
With a span from 50 to 120 mm Ø.
Jaws protected with rubber pads.
Total length 300 mm.
Part No. **7000532**



BEAKER TONGS

Original "J.P.Selecta" design with opposite equilibrium.
Made of Electrobright finished AISI 304 stainless steel.
For beakers from 150 to 1000 ml.
For diameters from 60 to 100 mm.
Tong ends covered with a glass fibre sleeve.
Part No. **1001331** Total length 450 mm.



LABORATORY SCISSORS

AISI 410 stainless steel.

1 Scissors universal "Multi purpose" with a serrated/ dented blade. Suitable for cutting hard plastic, cardboard and soft wire etc.

Part No. **1001468** Cut length 50 mm. Total length 180 mm.

2 Long laboratory scissors.

Part No. **1001469** Cut length 100 mm. Total length 250 mm.

3 Straight multi purpose scissors. General use and bandage dressing.

Part No. **1001470** Cut length 50 mm. Total length 140 mm.

4 Curved multi purpose scissors. General use and bandage dressing.

Part No. **1000806** Cut length 40 mm. Total length 145 mm.

5 Dissection scissors


Part No. **1000807** Cut length 35 mm. Total length 125 mm.

6 Small dissection scissors

Part No. **1001471** Cut length 25 mm. Total length 110 mm.

7 Flat serrated scissors ideal for laminates, negatives, chromatography, etc.

Part No. **1001472** Flat Length 40 mm. Total length 160 mm.



HOFFMAN CLAMPS / MOHR CLAMPS

1 Hoffman clip dual, open-close.

Part No. **1000063** Maximum opening: 15 mm.

2 Hoffman clip closed

Part No. **1000662** Maximum opening: 15 mm.

3 Hoffman clip open

Part No. **1000661** Maximum opening: 15 mm.

4 Hoffman clip dual medium, open-closed.

Part No. **1001467** Maximum opening: 25 mm.

5 Hoffman clip large, open and close.

Part No. **1000064** Maximum opening: 30 mm.

6 Mohr clamp, stainless steel AISI 304 electro bright finish.

Part No. **1000067** Total length: 70 mm.

7 Mohr clamp, nickel wire.

Part No. **1001337** Total length: 70 mm.



FORCEPS FOR LIFTING SLIDES

Made of AISI 304 stainless steel, with flat jaws.

Length: 105 mm. Suitable for lifting, slides, watch glass or small flat object.

Part No. **1000105**



DISSECTING FORCEPS

1 Dissecting Straight forceps round tips, made of AISI304 stainless steel.

Part No. **1000580** Total length 140 mm.

2 Dissecting Straight forceps fine tips, made of AISI304 stainless steel.

Part No. **1000801** Total length 140 mm.

3 Dissecting curved forceps round tips, made of AISI 304 stainless steel.

Part No. **1000865** Total length 140 mm.

4 Dissecting curved forceps fine tips, made of AISI304 stainless steel.

Part No. **1000864** Total length 140 mm.

MAXIMUM OPENING

5 Sprung straight forceps with curved fine tips, made of AISI 304 stainless steel.

Part No. **1001190** Total length 160 mm.

6 Sprung straight forceps with fine tips, made of AISI 304 stainless steel.

Part No. **1001189** Total length 160 mm.

7 Curved point, AISI 304 stainless steel forceps.

Part No. **6000128** Total length 160 mm.

8 Fine point, AISI 304 stainless steel forceps.

Part No. **1001191** Total length 120 mm.



HEAT AND SPILLS PROTECTION PAD GLOVE

Made of flexible silicon that fits all hand sizes.

Part No. **1001255**



Stands



BOSSHEAD "P" TYPE

Nickel alloy bosshead.
For fixing perpendicular structures.
For 12 mm Ø bars.
Part No. **1000011**

ACCESSORY

Allen hex key. Suitable for "P" type bosshead.
Part No. **1000111**



J.P Selecta

ORIGINAL BOSSHEAD "TREVINGE"

Made of chrome plated "Dural" alloy.
Due to its strength, suitable for multilevel and three dimension constructions.
Part No. **7008133** For Ø of 9 to 13 mm.
Part No. **7008253** For Ø of 19 to 25 mm.



RODS AND TUBES


12 mm Ø bars and rods. To be used with the "TREVINGE" and "P" type bossheads.

Dur-aluminium rods.

Part No.	Length
6000026	60 mm.
6000220	200 mm.
6000235	350 mm.
6000270	700 mm.
6002100	1000 mm.
6002150	1500 mm.
6002200	2000 mm.
6002300	3000 mm.

AISI 304 stainless steel tube.

Part No.	Length
6000016	60 mm.
6000120	200 mm.
6000135	350 mm.
6000170	700 mm.
6001100	1000 mm.
6001150	1500 mm.
6001200	2000 mm.
6001300 (rod)	3000 mm.



UNIVERSAL MOUNTING BASE

Bench top multiple rod support.
Suitable for mounting and supporting vertical and horizontal bars.
Part No. **1000050**



MOUNTING FOOT SUPPORT FOR RODS

For rod Ø of 12 mm.
Part No. **1000101** Rod position horizontal.
Part No. **1000049** Rod position vertical.



SIMULTANEOUS FOOT SUPPORT

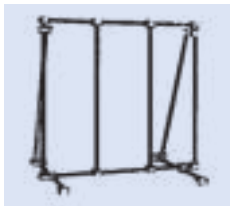
For rod Ø of 12 mm.
Simultaneous positions, horizontal and vertical.
Part No. **1001102**



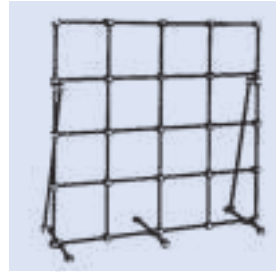
BENCH CLAMP "PASS"

Original Phywe. Clamps to the bench while holding from 4 to 12 mm diameter rod. Bench top width up to 40mm.
Part No. **1394855**

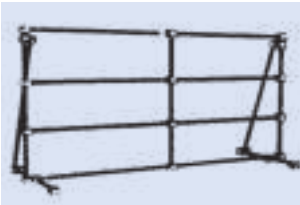
SUPPORT STAND KITS




700 high x 700 mm long.
 Made up of:
 8 rods 700 mm long.
 2 rods 350 mm long.
 16 "P" type bossheads.
 4 foot supports.
 1 Allen key.
 Part No. **6000090** Dur-aluminium
 Part No. **6000190** AISI 304 stainless steel



1000 high x 1000 mm long.
 Made up of:
 10 rods of 1000mm long.
 2 rods 700 mm long.
 3 rods 350 mm long.
 34 "P" type bossheads.
 6 foot supports.
 1 Allen key.
 Part No. **6000902** Dur-aluminium
 Part No. **6001902** AISI 304 stainless steel



700 high x 1000 mm long.
 Made up of:
 4 rods 1000 mm long.
 5 rods 750 mm long.
 2 rods 350 mm long.
 20 "P" type bossheads.
 4 foot supports.
 1 Allen key.
 Part No. **6000901** Dur-aluminium
 Part No. **6001901** AISI 304 stainless steel



1000 high x 2000 mm long.
 Made up of:
 5 rods 2000 mm long.
 7 rods 1000 mm long.
 8 rods 200 mm long.
 2 rods 350 mm long.
 45 "P" type bossheads.
 8 foot supports.
 1 Allen key.
 Part No. **6000903** Dur-aluminium
 Part No. **6001903** AISI 304 stainless steel



SUPPORT "STAND"

Solid base, three vertical rods of 800 mm in height, two horizontal rods of 500 mm in length, six "P" type bossheads. Made of Dur-aluminium.
 Weight: 6.5 Kg.
 Part No. **6000482**


CENTRAL ROD RETORT STAND

Vertical rod of Dur-aluminium of 10 Ø x 600mm high.
 Weight: 3 Kg.
 Base dimensions 315 x 200 mm.
 Part No. **6000046**



TRIPOD SUPPORT "PASS"

Original Phywe.
 To support square and round rods from 6 to 14 mm dia.
 Weight: 2 Kg.
 Base with levelling screws.
 Part No. **6200255**



DOUBLE BASE SUPPORT T "MINI"

Small foot support with screw clamp for removable rods from 8 to 12 mm Ø.
 Weight: 1.2 Kg.
 Part No. **6001103**



STANDARD RODS

Made from AISI 340 stainless steel. Suitable for double "T MINI" and Tripod "PASS"
 Part No. **6001160** 8 Ø x 500 mm length
 Part No. **6000534** 10 Ø x 600 mm length
 Part No. **6000535** 12 Ø x 700 mm length



U SHAPED STAND

AISI 304 stainless steel of 20 Ø x 800 mm high.

Very stable.

Weight: 7 Kg.

Part No. **6000411**



DOUBLE BASE SUPPORT T "MAXI"

Rod of AISI 304 stainless steel of 20 Ø x 800 mm high. Designed to support weights up to 20 Kg at 300 mm height from the base. Useful for stirrers.

Weight: 7 Kg.

Part No. **6000410**



DOUBLE BASE SUPPORT T TELESCOPE

Stainless steel base AISI 304 of 32 mm Ø.

Telescopic elevation from 725 to 1025 mm.

Maximum support weight 20 Kg. Actual weight: 7.7 Kg

Compatible with Part No. 5057022 (See page 165).

Part No. **5057011**



TRIPOD SUPPORT STAND

AISI 304 stainless steel rod.

Part No.	Ø x Height	Weight Kg
6002278	8 x 500	1.4
60022710	10 x 600	1.8
60022712	12 x 700	2.5

Rods made of Dur-aluminium

Part No.	Ø x Height	Weight Kg
6000798	8 x 500	1.2
6000799	10 x 600	1.5
6007912	12 x 700	2



RETORT STAND

Rods made of AISI 304 stainless steel

Part No.	Rod Ø x height	Plate size length x width	Weight Kg
6022614	10 x 600 mm.	215 x 130 mm.	3
6022612	12 x 700 mm.	315 x 200 mm.	3.6
6022613	12 x 800 mm.	315 x 200 mm.	3.8

Rods of Dur-aluminium

Part No.	Rod Ø x height	Plate size length x width	Weight Kg
6007714	10 x 600 mm.	215 x 130 mm.	2.7
6007712	12 x 700 mm.	315 x 200 mm.	3
6077812	12 x 800 mm.	315 x 200 mm.	3.4



UNIVERSAL ARM SUPPORT

With holder for up to 4 sensors or electrodes.

Very stable heavy base.

Ideal for working at varying heights.

Part No. **1001552**



TRIANGLE SUPPORTS

Made of 4 mm Ø AISI 304 stainless steel with electro-bright finish.

Part No.	Side	Part No.	Side
1002874	40 mm.	1002877	70 mm.
1002875	50 mm.	1002878	80 mm.
1002876	60 mm.	1028710	100 mm.



REFRACTORY TUBE AND WIRE TRIANGLE SUPPORTS

Part No.	Side
1000825	50 mm.
1000826	60 mm.
1000827	75 mm.



TRIPOD STAND "TRISOP"

Made of galvanized steel.

Part No.	Side	Total height
1000524	130 mm.	200 mm.



TRIPOD SUPPORTS WITH ROUND TOP

AISI 304 stainless steel

Part No.	Ø ext. ring	Total height
6002868	80 mm.	210 mm.
6028610	100 mm.	210 mm.
6028612	120 mm.	210 mm.
6028614	140 mm.	210 mm.

Nickel plated steel

Part No.	Ø ext. ring	Total height
1000818	80 mm.	210 mm.
1008110	100 mm.	210 mm.
1008112	120 mm.	210 mm.
1008114	140 mm.	210 mm.
1008116	160 mm.	210 mm.



TRIPOD STAND WITH RING TOP.

Galvanized steel.


Part No.	Ø ext. ring	Total height
7000808	80 mm.	210 mm.
7008010	100 mm.	210 mm.
7008012	120 mm.	210 mm.



TRIPOD STAND WITH RING TOP, ADJUSTABLE HEIGHT

Galvanized steel.

Part No.	Ø ext. ring	Adjustable height
7022810	100 mm.	170 to 250 mm.
7022812	140 mm.	170 to 250 mm.
7022814	180 mm.	170 to 250 mm.



1. DECANTING FLASK SUPPORT


Made of polypropylene. With support flasks up to 12 cm Ø.

Part No. 1001346

2. DECANTING FLASK SUPPORT WITH BOSSHEAD

Made of polypropylene. With support flasks from 30 to 150 mm Ø. Complete with reduction ring.


Part No. 1001347



CIRCULAR SUPPORT PLATFORMS WITH BOSSHEAD

To support flat bottom vessels and instruments. Chrome plated bosshead.

Part No.	Plate Ø
6000879	80 mm.
6000880	150 mm.



OPEN RING BOSSHEAD SUPPORTS

Made of galvanised steel.

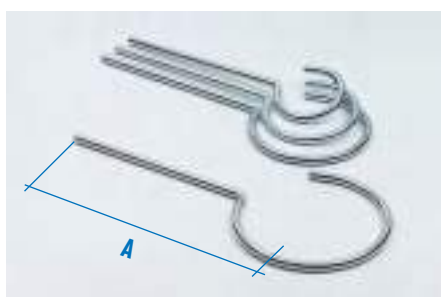
Part No.	Ring exterior Ø	Usable length A
7000506	60 mm.	100 mm.
7000508	80 mm.	130 mm.
7005010	100 mm.	160 mm.
7005012	120 mm.	170 mm.
7005014	140 mm.	180 mm.



CLOSED RING BOSSHEAD SUPPORTS

Made of galvanised steel.


Part No.	Ring exterior Ø	Usable length A
7000536	60 mm.	100 mm.
7000538	80 mm.	130 mm.
7005310	100 mm.	160 mm.
7005312	120 mm.	170 mm.
7005314	140 mm.	180 mm.



OPEN RING RETORT SUPPORTS

Made of galvanised steel.


Part No.	Ring exterior Ø	Usable length A
1000206	60 mm.	180 mm.
1000208	80 mm.	195 mm.
1002010	100 mm.	200 mm.
1002012	120 mm.	215 mm.
1002014	140 mm.	225 mm.



CLOSED RING RETORT SUPPORTS

Made from galvanised steel.


Part No.	Ring exterior Ø	Usable length A
1000236	60 mm.	180 mm.
1000238	80 mm.	195 mm.
1002310	100 mm.	200 mm.
1002312	120 mm.	215 mm.
1002314	140 mm.	225 mm.



GAUZE IRON WIRE WITH CERAMIC FIBRE

Part No.

1087102	100 mm Side.
1087122	120 mm Side.
1087142	140 mm Side.
1087162	160 mm Side.
1087182	180 mm Side.
1087202	200 mm Side.



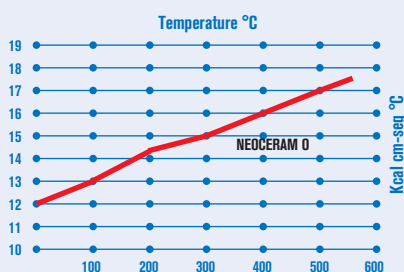
CERAMIC PLATES "NEOCERAM"

Resistant to temperatures from -200 °C to 700 °C.

Part No.

1000684	120 x 120 x 5 mm.
1000685	140 x 140 x 5 mm.
1000686	160 x 160 x 5 mm.

Heat conductivity



Resistant to temperatures from -200 °C to 700 °C.

Excellent heat conductor.

20% better heat transfer compared to a conventional gauze ceramic.

High chemical resistance to aggressive compounds.

Easy to clean and long lasting.



TRIPOD STAND FOR CERAMIC PLATES

With adjustable sides to prevent the plate from moving or tilting.

Total height 210 mm.

Part No. For plates of

1000687	120 x 120 mm.
1000688	140 x 140 mm.
1000689	160 x 160 mm.



LABORATORY JACK "LAB-ELE"

With anodised aluminium base.

Part No. **1000294** Usable platform: 115 x 140 mm.
Elevated height: 260 mm.
Maximum support weight: 1 kg.

Part No. **7000295** Top plate: 200 x 200 mm.
Maximum elevated height: 260 mm.
Max. support weight: 1.7 kg.
With hole and clamp screw for a support rod of 10 Ø x 600 mm high.



LABORATORY JACKS "LAB-STEEL"

Made completely of AISI 304 stainless steel.

Models:

"LAB-STEEL" MINI

Part No. **1001104** Platform Dims.: 145 x 145 mm. Elevation height 55 to 155 mm. Maximum support weight: 1.3 Kg.

"LAB-STEEL" MEDI

Part No. **1001161** Platform Dims.: 200 x 200 mm. Elevation height 65 to 270 mm. Maximum support weight: 2 Kg.

"LAB-STEEL" MAXI

Part No. **1001105** Platform Dims.: 250 x 250 mm. Elevation height 65 to 270 mm. Maximum support weight: 3 Kg.




TABLE TOP "ALMANDINE"

Made of polyester mineral resin.

Features:

Excellent chemical resistance, with resistance to class 1 and 2 chemicals.
Resists abrasion, boiling water, dry heat, fire and scratches.
Stains easily removed with a detergent or abrasive cleaner.

Applications:

Protects bench top surfaces against aggressive chemicals, burns and scratches.
Suitable for working with: Acids, alkali bases, solvents or dyes.
Preparation of horizontal agar gels.
Preparation of petri dishes, etc.

Part No.	Width	Thickness	Depth	
1001090	48 cm	0.6 cm	45 cm	Without level
1001091	48 cm	0.6 cm	45 cm	With adjustable level supports



STABILISING RINGS "CIRCUM"

P.V.C coated steel.

Applications:

The weight of the ring stabilises and prevents flasks from floating when placed in a water bath. Suitable for Conical, volumetric and all types of flasks.

Part No.	Colour	Mode	Ø interior mm.	Weight g.
1001169	red	open	50	207
1001170	red	open	70	340
1001171	red	open	100	470
1001734	blue	closed	48	270
1001735	blue	closed	70	360
1001736	blue	closed	90	440

Ring support holder, made of stainless steel.

Part No. **1001737**



Spatulas, scoops and vessels.

STAINLESS STEEL AND NICKEL EVAPORATING BASINS.
STAINLESS STEEL, NICKEL AND ZIRCONIUM CRUCIBLES.



MICRO SPATULA WITH FLAT ENDS

Made of AISI 304 stainless steel.

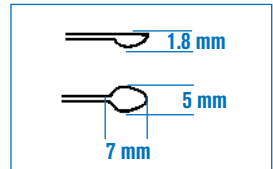
Part No.	Length	Width
1027680	80 mm.	4 mm.
1276120	120 mm.	4 mm.
1276150	150 mm.	4 mm.
1276210	210 mm.	4 mm.



MICRO SPATULA WITH FLAT AND SPOON ENDS

Made of AISI 304 stainless steel.

Part No.	Length	Width
1277100	100 mm.	4 mm.
1277150	150 mm.	4 mm.
1277210	210 mm.	4 mm.



MICRO-SPATULA CURVED ENDS

Made of stainless steel AISI 304.

Part No. **1001581** Length 150 mm.



SPATULA FLAT AND GROOVED ENDS

Made of Stainless steel AISI 304.

Part No. **1000855** Total length 180 mm. Flat width 9 mm. Grooved width 8 mm.



SPATULA WITH CURVED ENDS

Made of stainless steel AISI 304.

Part No.	Length	Width
1010313	130 mm.	11 mm.
1001518	150 mm.	11 mm.
1010318	180 mm.	11 mm.
1010321	210 mm.	11 mm.



SPATULA WITH SPOON AND FLAT ENDS

Part No.	Length	Width	Material
1096120	120 mm.	18 mm.	stainless steel AISI 304.
1096150	150 mm.	20 mm.	stainless steel AISI 304.
1196120	120 mm.	18 mm.	Pure nickel.
1196150	150 mm.	20 mm.	Pure nickel.



CHISEL AND GROOVED SPOON END SPATULA

Part No.	Length	Width	Material
6021312	120 mm.	18 mm.	stainless steel AISI 304.
6021315	150 mm.	20 mm.	stainless steel AISI 304.
6121312	120 mm.	18 mm.	Pure nickel.
6121315	150 mm.	20 mm.	Pure nickel.



FLAT SPATULA WITH SPOON

Made of Stainless steel AISI 304.

Part No. **1001583** Length 180 mm.



SPATULA DOUBLE SPOON ENDS

Made of Stainless steel AISI 304.

Part No. **1001582** Length 150 mm.

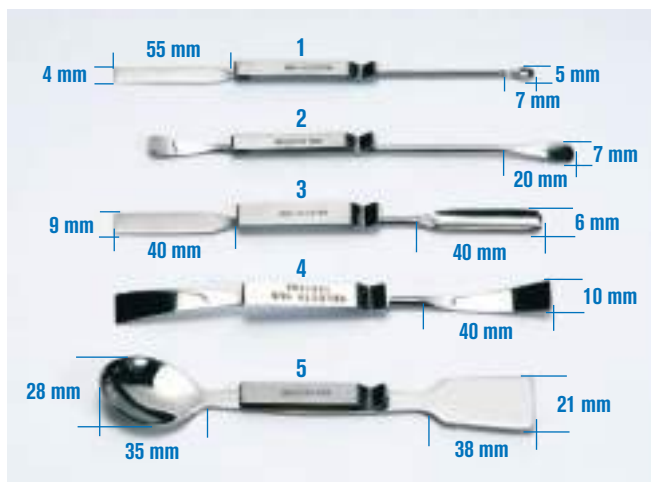


DOUBLE SPATULA SEMI-MICRO

Made of Stainless steel AISI 304. Total length 140 mm
Rectangular end: 35 long x 7 mm wide.

Oval end: 35 long x 7mm wide.

Part No. **1278140**



SPATULA WITH POCKET CLIP

Part No.

1. **1001585** Micro-spatula flat spoon end. Length 150 mm.
2. **1001586** Micro-spatula curved end. Length 150 mm.
3. **1001587** Spatula flat with grooved end. Length 150 mm.
4. **1001588** Spatula double end flat. Length 150 mm.
5. **1001589** Spatula flat and spoon ends. Length 150 mm.



Specially designed for lab coats with upper pocket.



FLAT AND CURVED END SPATULA

Made of AISI 304. stainless steel.

Part No.	Length	Width
6099120	120 mm.	20 mm.
6099150	150 mm.	24 mm.
6099180	180 mm.	24 mm.
6099210	210 mm.	24 mm.



SPATULA DOUBLE CURVED ENDS

Made of AISI 304. stainless steel.


Part No.	Length	Width
6100120	120 mm.	15 mm.
6100150	150 mm.	25 mm.
6100180	180 mm.	25 mm.
6100210	210 mm.	25 mm.



GROOVED SPATULA

Grooved spoon, made of AISI 304 stainless steel.

Total length: 190 mm.
Designed to remove residues from flasks and bottles due to the flat sharp end and curved spoon.
Part No. **1096190**



SPATULA SPOON FLAT-CONCAVE

Made Stainless steel AISI 304.

Part No. **1001584** Length 250 mm.



FLAT SPATULA WITH SPOON

Analytical type, made of AISI 304 Stainless steel. Total length: 210 mm.

Rectangular end: 40 long x 9 mm wide.

Spoon end: 30 long x 18 mm wide.

Part No. **1095210**



PASTE KNIFE WITH WOODEN HANDLE

Blade made from tempered Stainless steel.

Part No.	Blade length	Blade width	Part No.	Blade length	Blade width
1010280	80 mm.	14 mm.	1102160	160 mm.	24 mm.
1102100	100 mm.	16 mm.	1102200	200 mm.	29 mm.
1102120	120 mm.	18 mm.	1102240	240 mm.	34 mm.
1102140	140 mm.	22 mm.	1102280	280 mm.	34 mm.



FLEXIBLE SPATULA

With stainless steel AISI 304 blade and handle.

Part No.	Total length	Blade length	Blade width
1000856	160 mm.	52 mm.	11 mm.
1000857	160 mm.	52 mm.	15 mm.
1000858	170 mm.	60 mm.	20 mm.



MULTI PURPOSE KNIFE

With a black bakelite® handle. Designed for comfort and safety
 Made of tempered stainless steel.
 Total length: 230 mm.
 Blade length: 95 mm.
 Part No. **1000862**



VIBRATING SPATULA AND BALANCE WEIGHT FORCEPS

Vibrating spatula.

With manual vibrating device. Made of AISI 304 stainless steel.
 Part No. **1000413** Curve end. Total length 176 mm. Width 12 mm.
 Part No. **1000412** Grooved end. Total length 176 mm. Width 12 mm.

Balance weight forceps.

Made of AISI 304 stainless, electrobright finish. Total length 93 mm.
 Part No. **1000217**

Forceps for balance weights.

Made of AISI 304 stainless, electrobright finish. Total length 100 mm.
 Part No. **1000216**



SPATULA POCKET POUCH

Part No. **1001530**

Contents:

1 Flexible spatula. Part No. 1000856 . 1 Semi micro spatula. Part No. 1278140
 1 Micro spatula flat spoon. Part No. 1277150. 1 Dissection scissors. Part No. 1000807
 1 Forceps blunt end. Part No. 1000580



SODIUM SPOON

With brass basket. Ø 25 mm. Total length: 190 mm.
 Part No. **1000805**



FUSION SPOONS

Made of AISI 304 stainless, wooden handle. Total length: 350 mm.

Flat base. Volume 90 ml.

Part No. **6000093**

Round base. Volume 75 ml.

Part No. **6000094**



POWDER SCOOPS

Length: 100 mm. Width: 26 mm.

Part No. **6000278** Stainless steel AISI 304.

Part No. **6001278** Pure nickel.



SCOOPS WITH HANDLE

Made of stainless steel AISI 304.

Part No. **1001592** Medium Total length 320 mm.

Part No. **1001593** Big Total length 360 mm.



SCOOPS WITH HANDLE

Made of stainless steel AISI 304.

Part No.	Total length	Usable length	Width	Capacity
1000859	180 mm.	100 mm.	50 mm.	120 ml.
1000860	260 mm.	150 mm.	75 mm.	450 ml.
1000861	310 mm.	200 mm.	100 mm.	1500 ml.
1001354	330 mm.	210 mm.	150 mm.	2000 ml.



FUNNEL WITH HANDLE

Made of AISI304 stainless steel.

Part No. 1000906	100 mm Ø x 100 mm high x 10 mm exit.
Part No. 1000907	120 mm Ø x 112 mm high x 10 mm exit.
Part No. 1000908	150 mm Ø x 159 mm high x 20 mm exit.
Part No. 1000909	200 mm Ø x 183 mm high x 20 mm exit.



SPOON WITH HANDLE

Made of AISI304 stainless steel.

Part No. 1001594	Capacity 100 ml. Total length 240 mm. Ø 83 mm
Part No. 1001595	Capacity 200 ml. Total length 280 mm. Ø 92 mm
Part No. 1001596	Capacity 300 ml. Total length 360 mm. Ø 102 mm



FLAT BOTTOM BASINS

Stainless steel AISI 304	Nickel Ni	Ø	Height	Volume
Part No. 1009160	Part No. 1019160	60 mm.	25 mm.	40 ml.
1009170	1019170	70 mm.	25 mm.	60 ml.
1009180	1019180	80 mm.	30 mm.	90 ml.
1091100	1191100	100 mm.	35 mm.	180 ml.



EVAPORATION BASINS, ROUND BOTTOM

Stainless steel AISI 304	Nickel Ni	Ø	Height	Volume
Part No. 1009260	Part No. 1019260	60 mm.	25 mm.	35 ml.
1009270	1019270	70 mm.	25 mm.	50 ml.
1009280	-	80 mm.	30 mm.	75 ml.
1092100	-	100 mm.	35 mm.	125 ml.



PETRI DISH WITH LID

Stainless steel AISI 304	Nickel Ni	Ø	Height	Volume
Part No. 1002126	Part No. 1012126	60 mm.	20 mm.	50 ml.
1002128	1012128	80 mm.	20 mm.	90 ml.
1021210	-	100 mm.	25 mm.	150 ml.
1021212	-	120 mm.	25 mm.	260 ml.
1021215	-	150 mm.	30 mm.	550 ml.



BUCKETS WITH HANDLES

Without graduation. Made of AISI304 stainless steel.

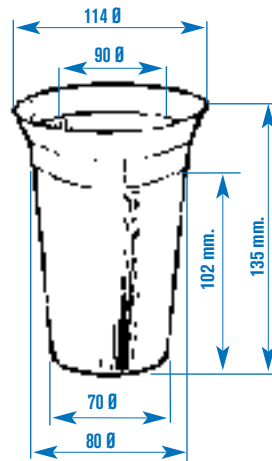
Part No.	Height	Ø	Capacity
1001599	270 mm	270 mm	10 litres
1001600	320 mm	350 mm	19 litres

BUCKET LIDS

Part No. 1001601	Suitable for buckets 10 litres Part No. 1001599
Part No. 1001602	Suitable for buckets 19 Litres Part No. 1001600



DYE BEAKER
Stainless steel AISI 304.
Volume: 500 ml.
Part No. **6000291**



CRUCIBLES

AISI 304 STAINLESS STEEL

Part No.	Ø	Height	Thickness	Volume	Lids
1098302	30 mm.	32 mm.	2 mm.	20 ml.	6009730
1098402	40 mm.	42 mm.	2 mm.	45 ml.	6009740
1009830	30 mm.	32 mm.	0.6 mm.	20 ml.	6009730
1009840	40 mm.	42 mm.	0.6 mm.	45 ml.	6009740
1009850	50 mm.	55 mm.	0.8 mm.	85 ml.	6009750
1009860	60 mm.	65 mm.	0.8 mm.	140 ml.	6009760

PURE NICKEL Ni

Part No.	Ø	Height	Thickness	Volume	Lids
1198302	30 mm.	32 mm.	2 mm.	20 ml.	6019730
1198402	40 mm.	42 mm.	2 mm.	45 ml.	6019740
1198502	50 mm.	55 mm.	2 mm.	85 ml.	6019750
1198602	60 mm.	65 mm.	2 mm.	140 ml.	6019760
1019830	30 mm.	32 mm.	0.6 mm.	20 ml.	6019730
1019840	40 mm.	42 mm.	0.6 mm.	45 ml.	6019740
1019850	50 mm.	55 mm.	0.6 mm.	85 ml.	6019750
1019860	60 mm.	65 mm.	0.6 mm.	140 ml.	6019760

ZIRCONIUM Zr

Part No.	Ø	Height	Thickness	Volume	Lids
1000563	33 mm.	30 mm.	1 mm.	20 ml.	6000567
1000564	47 mm.	43 mm.	1 mm.	50 ml.	6000568
1000565	52 mm.	48 mm.	1 mm.	75 ml.	6000569
1000566	59 mm.	51 mm.	1 mm.	100 ml.	6000570

QUARTZ GLASS

Part No.	Ø	Height	Thickness	Volume	Lids
1000570	45 mm.	36 mm.	1,5 mm.	38 ml.	1000620
1000571	50 mm.	40 mm.	2 mm.	49 ml.	1000621
1000572	60 mm.	48 mm.	2 mm.	90 ml.	1000622
1000573	35 mm.	44 mm.	1,5 mm.	24 ml.	1000623
1000574	40 mm.	50 mm.	1,5 mm.	40 ml.	1000624
1000575	50 mm.	62 mm.	2 mm.	75 ml.	1000625

QUARTZ GLASS FOR INCINERATION

Part No.	Ø	Height	Thickness	Volume	Lids
1000576	27 mm.	45 mm.	1,5 mm.	15 ml.	Included
1000577	25 mm.	38 mm.	1,5 mm.	10 ml.	Included

STAINLESS STEEL AISI 304- PURE NICKEL - ZIRCONIUM - QUARTZ

STAINLESS STEEL is usable at temperatures from -180 °C to +500 °C. Resistant to nitric acid, nitrate and potassium permanganate. Good resistance to concentrated alkaline solutions. Average resistance to acetic acid, hydrogen sulphide diluted, phosphoric low concentration, and solutions of sulphites, boric acid, organic acids and bromides.

NICKEL unalterable in the air and stainless up to temperatures of 500 °C, good resistance to molten alkali and seawater. Excellent performance in the presence of wet chlorine or hydrochloric acid gas up to 500 °C. Slowly attacked by organic acids, hydrochloric and sulfuric acids. Low resistance to diluted nitric acid.

THE ZIRCONIUM unalterable in the air and clean, resistant up to 550 °C in an oxidizing atmosphere at 1500 °C in inert gas (argon or nitrogen), **in many cases to replace platinum crucibles** in all melting and in particular the sodium peroxide and carbonates. **About 100 melting per crucible**, making them very economical with reference to the others, either porcelain crucibles, steel or nickel. Resistant to most alkali solvents (Na, K, Li), carbonates, hydroxides, peroxides, borates, nitrates, chlorides, some fluorides and sulfuric acid up to 75% concentrate. **Hydrofluoric acid attacks it.**

QUARTZ GLASS has a high temperature resistant (liquid glass transition 1130°C) as well as a low thermal expansion. It is considered a unique material for several scientific applications due to its purity (can only be attacked by hot phosphoric acid and hydrofluoric acid) and thermal characteristics. Furthermore, quartz glass has extraordinary optical properties through its spectral transparency and high irradiation resistance.

COMECTA Stainless steel receptacles.

QUALITY AISI 304.

LABORATORY-HOSPITAL + SERIES



ROUND BASINS

Part No.	Ø exterior	Ø interior	Height	Volume
8081810	133 mm.	118 mm.	45 mm.	400 ml.
8081812	175 mm.	157 mm.	58 mm.	850 ml.
8081814	217 mm.	199 mm.	66 mm.	1650 ml.
8081815	255 mm.	245 mm.	110 mm.	3400 ml.
8081817	318 mm.	297 mm.	117 mm.	7000 ml.



STERILIZATION BOXES WITH LID

Part No.	Height	Width	Depth
8085504	30 mm.	170 mm.	70 mm.
8085505	50 mm.	200 mm.	100 mm.



RECTANGULAR TRAYS

Conical shape

Part No.	Exterior Height	Exterior Width	Exterior Depth	Interior Width	Interior Depth
8080801	40 mm.	190 mm.	125 mm.	158 mm.	112 mm.
8080802	45 mm.	244 mm.	161 mm.	211 mm.	147 mm.
8080803	50 mm.	305 mm.	195 mm.	270 mm.	177 mm.
8080804	55 mm.	338 mm.	261 mm.	301 mm.	241 mm.

Long shape

Part No.	Exterior Height	Exterior Width	Exterior Depth	Interior Width	Interior Depth
8080208	18 mm.	175 mm.	62 mm.	145 mm.	49 mm.
8080207	28 mm.	380 mm.	160 mm.	351 mm.	145 mm.



BOXES WITH ROUND LIDS

Part No.	Dimensions and Volume
8085514	140 Ø x 65 mm high. Volume 1000 ml.
8085515	180 Ø x 75 mm high. Volume 1500 ml.



KIDNEY DISHES

Part No.	Dimensions
8085301	32 high x 200 mm long.
8085302	37 high x 250 mm long.
8085303	42 high x 300 mm long.



TALL BEAKERS AND JUGS

Mirror finish stamped beakers and jugs with a curved lip. Easily cleaned and resistant to large numbers of chemical agents.

1 Standard	2 With Spout	3 With handle and spout		
Part No.	Part No.	Part No.	Ø x Height	Volume
8002902	8012902	8092902	72 x 84 mm.	250 ml.
8002905	8012905	8092905	86 x 129 mm.	500 ml.
8029010	8129010	8929010	102 x 150 mm.	1000 ml.
8029020	8129020	8929020	132 x 184 mm.	2000 ml.
8029030	8129030	8929030	160 x 180 mm.	3000 ml.
8029040	8129040	8929040	180 x 200 mm.	4000 ml.
8029050	8129050	8929050	200 x 220 mm.	5000 ml.



LIDS FOR BEAKERS AND JUGS

Part No.	Beaker size	Part No.	Beaker size
8000250	250 ml.	8003000	3000 ml.
8000500	500 ml.	8004000	4000 ml.
8001000	1000 ml.	8005000	5000 ml.
8002000	2000 ml.		



BUCKET WITH HANDLE

Buckets. Graduated from 1 to 12 litres. 320 Ø x 300 mm high. Volume 12 litres.

Part No. **8000252**

Bucket lids

Part No. **1002521**



MEDICINE CUPS

Part No.

8085530 Graduated. Capacity 30 ml.

8085531 Graduated. Capacity 50 ml.

8085532 With handle, no graduations. Capacity 300 ml.



SERILISATION JAR

100 Ø x 155 mm high. Volume 1000 ml.

Part No. **8080904**



ROUND BASIN

370 Ø x 145 mm high. Volume 9000 ml.

Part No. **8000140**



SUPPORT FOR ROUND BASIN

Portable with rubber wheels and brake.

Basin Part No. 8000140.

Part No. **6010140**



SUPPORT FOR BUCKETS

Portable with rubber wheels and brake.

For bucket Part No. 8000252.


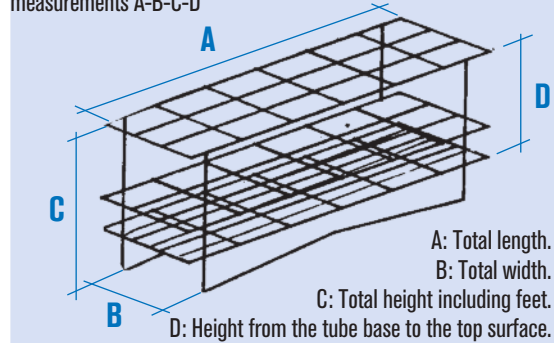
Part No. **6010252**



Racks, baskets and storage for tubes pipettes and flasks

TUBE RACKS

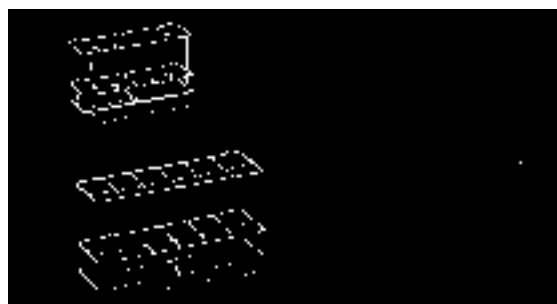
Schematic diagram indicating external measurements A-B-C-D



Part No.	Made of	Number of tubes	For tube Ø up to	Dimensions ext. mm			
				A	B	C	D
1001563	Stainless steel	24 (6 x 4)	13 mm VAC	95	70	70	60



Part No.	Made of	Number of tubes	For tube Ø up to	Dimensions ext. mm			
				A	B	C	D
1001212	PVC coated wire	12 (4 x 3)	13 mm	65	50	65	50
1025500	Stainless steel wire AISI 304	12 (4 x 3)	13 mm	65	50	65	50




Part No.	Made of	Number of tubes	For tube Ø up to	Dimensions ext. mm			
				A	B	C	D
1026112	PVC coated wire	12 (6 x 2)	16 mm	120	45	80	65
1026412	PVC coated wire	12 (6 x 2)	25 mm	180	65	110	95
1025512	Stainless steel wire AISI 304	12 (6 x 2)	16 mm	120	45	80	65
1025812	Stainless steel wire AISI 304	12 (6 x 2)	25 mm	180	65	110	95




Part No.	Made of	Number of tubes	For tube Ø up to	Dimensions ext. mm			
				A	B	C	D
1026124	PVC coated wire	24 (8 x 3)	16 mm	160	65	80	65
1026424	PVC coated wire	24 (8 x 3)	25 mm	235	95	110	95
1025524	Stainless steel wire AISI 304	24 (8 x 3)	16 mm	160	65	80	65
1025824	Stainless steel wire AISI 304	24 (8 x 3)	25 mm	235	95	110	95




Part No.	Made of	Number of tubes	For tube Ø up to	Dimensions ext. mm			
				A	B	C	D
1026148	PVC coated wire	48 (8 x 6)	16 mm	160	125	80	65
1026448	PVC coated wire	48 (8 x 6)	25 mm	235	180	110	95
1025548	Stainless steel wire AISI 304	48 (8 x 6)	16 mm	160	125	80	65
1025848	Stainless steel wire AISI 304	48 (8 x 6)	25 mm	235	180	110	95



Part No.	Made of	Number of tubes	For tube Ø up to	Dimensions ext. mm			
				A	B	C	D
1000603	Stainless steel wire AISI 304	50 (10 x 5)	13 mm	162	84	35	35
1000605	Stainless steel wire AISI 304	50 (10 x 5)	13 mm	162	84	60	60
1000607	Stainless steel wire AISI 304	50 (10 x 5)	18 mm	210	110	40	40
1000609	Stainless steel wire AISI 304	50 (10 x 5)	18 mm	210	110	60	60
1000611	Stainless steel wire AISI 304	50 (10 x 5)	18 mm	210	110	85	85



Part No.	Made of	Number of tubes	For tube Ø up to	Dimensions ext. mm			
				A	B	C	D
1000604	Stainless steel wire AISI 304	100 (10x10)	13 mm	162	162	35	35
1000606	Stainless steel wire AISI 304	100 (10x10)	13 mm	162	162	60	60
1000608	Stainless steel wire AISI 304	100 (10x10)	18 mm	210	210	40	40
1000610	Stainless steel wire AISI 304	100 (10x10)	18 mm	210	210	60	60
1000612	Stainless steel wire AISI 304	100 (10x10)	18 mm	210	210	85	85




Suitable for Nessler tubes

Part No.	Made of	Number of tubes	For tube Ø up to	Dimensions ext. mm			
				A	B	C	D
1004012	Stainless steel wire AISI 304	12 (6 x 2)	40 mm	260	90	110	95
1004024	Stainless steel wire AISI 304	24 (8 x 3)	40 mm	345	130	110	95




Suitable for Falcon tubes with lids

Part No.	Made of	Number of tubes	For tube Ø up to	Dimensions ext. mm			
				A	B	C	D
1001715	Stainless steel wire AISI 304	15 (5 x 3)	16 mm	120	80	90	75
1001716	Stainless steel wire AISI 304	8 (4 x 2)	30 mm	145	80	90	75



With rack linking guides

Part No.	Made of	Number of tubes	For tube Ø up to	Dimensions ext. mm			
				A	B	C	D
1002532	Stainless steel AISI 304	24 (8 x 3)	12 mm	160	62	65	-
1002531	Stainless steel AISI 304	14 (7 x 2)	16 mm	160	62	65	-



Suitable for butyrometer

Part No.	Made of	Number of tubes	For tube	Dimensions ext. mm			
				A	B	C	D
1025412	Stainless steel AISI 304	12 (6 x 2)	Butyrometer	200	70	165	-
1025424	Stainless steel AISI 304	24 (8 x 3)	Butyrometer	285	95	165	-



With decanting aid

Part No.	Made of	Number of tubes	For tube Ø up to	Dimensions ext. mm			
				A	B	C	D
1000433	Anodised aluminium colour silver	120 (15 x 8)	11 mm	300	170	50	-
1000434	Anodised aluminium colour silver	120 (15 x 8)	14 mm	300	170	50	-




Stackable and numeric

Stackable racks

Made of anodised aluminium with alphanumeric from 1 to 10 and A to E.

Part No.	External dimensions mm.			Tube Capacity	For tubes of Ø up to
	Height	Width	Depth		
1000830	60	165	95	50	11 mm
1000831	60	195	100	50	14 mm
1000832	60	220	110	50	16 mm



Transparent methacrylate racks

Part No.	Made of	Number of tubes	For tube Ø up to	Dimensions ext. mm			
				A	B	C	D
1052012	Transparent methacrylate	24 (8 x 3)	12 mm	170	90	50	50
1052016	Transparent methacrylate	24 (8 x 3)	16 mm	190	100	60	60
1052022	Transparent methacrylate	24 (8 x 3)	22 mm	255	150	80	80
1052026	Transparent methacrylate	24 (8 x 3)	26 mm	300	170	110	110



Part No.	Made of	Number of tubes	For tube Ø up to	Dimensions ext. mm			
				A	B	C	D
1001251	Methacrylate	25 (5 x 5)	11 mm	85	80	35	30
1001252	Methacrylate	25 (5 x 5)	12 mm	85	80	55	50



PROPISEL RACKS

Made of high density white polypropylene. Easy to assemble. Stackable. Autoclavable. These racks do not float and are suitable for water baths for temperatures up to 140 °C. Each rack has a cross reference numbering systems for easy tube identification. Easily cleaned with a disinfectant. Colour white. Accessory rack identification cards are available in: yellow, blue and red.

Models

Part No.	Number of tubes	For tubes up to Ø mm	External dims. cm		
			Height	Width	Depth
1001115	90	13	7	10.5	25
1001116	60	16	7	10.5	25
1001117	40	20	7	10.5	25
1001118	24	25	7	10.5	25
1001119	21	30	7	10.5	25

ACCESSORY

Identification cards, autoclavable.

Part No.	Color
1001120	Yellow
1001121	Blue
1001122	Red



PROPISEL-FIX RACKS

Made of high density polypropylene. Comes with decanting aid that holds the tubes in place in the rack while the complete rack is emptied in one operation. Features: Same feature as the "Propisel".



Image showing the decanting aid in use and tubes still in place.


Models

Part No.	Number of tubes	For tubes up to Ø mm	External dims. cm		
			Height	Width	Depth
1001123	90	11 to 13	7	10.5	25
1001124	60	14 to 16	7	10.5	25
1001125	40	19 to 20	7	10.5	25

ACCESSORY

Identification cards, autoclavable.

Part No.	Color
1001120	Yellow
1001121	Blue
1001122	Red



RACK FOR 20 10 mm SQUARE CUVETTES

Made of polypropylene. Positioning cross-reference. Height 35 mm. Width 70 mm. Depth 210mm. Colour: white. Part No. 1001528



CIRCULAR RACK

Made in polyethylene for 4 tubes of 25 mm Ø, 8 tubes of up to 19 mm Ø and 16 up side down peg tube supports. Dimensions: 95 high x 180 mm Ø. Part No. 1001339



RACK FOR 1.5 AND 2 ml MICROTUBES

Made of Polycarbonate, stackable, numbered positions and autoclavable. Number of tubes: 24 microtubes. Diameter: up to 11 mm Ø. Part No. 1001340



RACK FOR 1.5 AND 2 ml MICROTUBES

Made of solid polypropylene, ideal for refrigerator and freezer storage. Numbered positions and autoclavable. Capacity: up to 80 micro-tubes. Part No. 1001341



RACK FOR 20 MICROTUBES OF 1.5 TO 2 ml

Made of polypropylene. Racks can be linked and fitted together. Numbered locations. Total length 21 cm. Part No. 1001523



THREE LEVEL MICROTUBE RACK FOR 0.2 - 0.5 AND 1.5 ml

Made from polypropylene and can be linked at either end to form longer racks. Numbered positions. Lower level 24 micro tubes of 0.2 ml. Middle level 14 micro tubes of 0.5 ml. Upper level 12 micro tubes of 1.5 ml. Standard colour yellow. Part No. **1001542**



MULTI SUPPORT TUBE RACK TUBE SIZE Ø 10/13 AND 14/17 mm

Suitable for drying and storing of tubes. Autoclavable. Suitable for use in a water bath. Standard colour blue. Part No. **1001543** Group of 80 spikes for tubes of 10-13 mm Ø. Part No. **1001544** Group of 50 spikes for tubes of 14-17 mm Ø.



REVERSIBLE TUBE RACK FOR MICROTUBES 0.2/0.5 AND 1.5/2 ml

Made from polypropylene with removable lid that fits on any side. Alphabetic identification positions. Face A for 168 micro tubes of 0.2 ml and 12 x 1.5 ml. Face B for 40 micro tubes of 0.5 ml and 12 x 1.5 ml. Standard colour yellow. Part No. **1001545**



REVERSIBLE TUBE RACKS FOR 0.5 - 1.5 AND 2 ml TUBES

Face A for 96 micro tubes of 0.5 ml. Face B for 96 micro tubes of 1.5 to 2 ml. Made from polypropylene with removable lid. Alphabetic tube position identification. Height 26 mm, with lid 50 mm. Width 115 mm. Length 250 mm. Standard colour yellow. Part No. **1001524**



BOX TO STORE 100 CRYO VIALS AND 1.5 TO 2 ml MICROTUBES

Made from polyethylene, with hinged, lid and pressure latch close. Height with lid 57 mm. Width 141 mm. Length 151 mm. Standard neutral colour. Part No. **1001525**



BOX FOR 50 CRYO VIALS AND 1.5 TO 2 ml MICROTUBES

Made from polyethylene, with hinged, lid and pressure latch close. Alphabetical grid tube location within the lid. Height with lid 55 mm. Width 80 mm. Length 140 mm. Standard neutral colour. Part No. **1001526**



STORAGE BOX FOR 96 TUBES OF 0.2 ml

Made from polypropylene, with hinged lid and pressure latch close. Alphanumeric identification positions. Height with lid 30 mm. Width 90 mm. Length 130 mm. Standard colour yellow. Part No. **1001527**



BOX FOR STORING 12 X 10 mm CUVETTES

Made from Polypropylene, with hinged lid and pressure latch close. Removable base. Cuvette heights up to 60 mm high. Height with lid 60 mm. Width 115 mm. Length 115 mm. Standard colour neutral. Part No. **1001529**



FREEZER BOXES FOR VIAL STORAGE

Made from polycarbonate. Suitable for freezer or liquid nitrogen storage for temperatures between -196 °C to +121 °C. Alphanumeric identification, with ventilation holes and drain. Pressure lid. Part No. **1001713** Box of 25 vials. Height with lid 55mm. Width 75 mm. Length 75 mm. Part No. **1001714** Box of 100 vials, Lid with hinge. Height with lid 55mm, Width 130mm. Length 130 mm.

COMMON FEATURES

Specially designed for protecting and maintaining PCR* reagents, enzymes, bacteria, viruses and other biological samples cool or frozen during use. Also provides protection from temperature fluctuation, defrost cycles and freezer power failure.

Made from polycarbonate with a pre-filled chamber of non-toxic gel, complete with alphabetical identification grid in the lid.
Freezer temperature resistant down to -135 °C.
Tubes are isolated and have no contact with the cooling solution.

* Note: PCR is a registered name of Hoffman-La Roche.



“QUICK FREEZE” CONTAINER

Quick freeze container with the capacity for 12 tubes 0.5 ml or 2 ml tubes. Unique reproducible freezer system for biological samples using ethanol samples of DNA and RNA. It will maintain the interior temperature for up to 45 minutes after removal from a freezer.

Freezing speed:
2 ml solution of alcohol at -20 °C, 3 minutes.
2 ml solution of water 0 °C, 4 minutes.
Size (with lid): 95 high x 100 depth x 140mm width.
Part No. **5601050**



MINI FREEZER CONTAINERS “COOLER 1051” AND “COOLER 1052”

Cooler 1051
Freezer container at 0 °C with the capacity for 12 tubes of 0.5 to 2 ml. Alphanumeric matrix on the lid. It will maintain temperature for up to 2 to 5 hours
Size (with lid): 95 high x 100 depth x 140mm width.
Part No. **5601051**

Cooler 1052
Freezer container at 0 °C to -20 °C with a capacity for 32 tubes of 0.5 to 2 ml. Alphanumeric matrix on the lid. Double insulation body and lid that can maintain the internal temperature for a period of up to 2 hours.
Size (with lid): 105 high x 130 depth x 270 mm width.
Part No. **5601052**



MINI FREEZER CONTAINERS “COOLER 1053”

Freezer container at 0 °C with the capacity for 12 tubes of 16/17 mm Ø and 15 ml centrifuge tubes. Alphanumeric matrix on the lid. It will maintain temperature for up to 2 to 5 hours.
Size (with lid): 150 high x 140 depth x 190 mm width.
Part No. **5601053**



CONTAINER “CRYO 1 °C COOLER”

Freezer container with constant reproducible progressive cooling rate of 1 °C/min with a capacity for 18 cryo tubes of 1.2 to 2 ml
Operation: fill the container with alcohol isopropanol (C₃H₈O) and place tube rack inside replace the lid and put into a freezer.
The container can be placed in a water bath for thawing.
Capacity of C₃H₈O = 250ml
Size (with lid): 86 high x 117 mm Ø.
Part No. **5601055**



“ICE BUCKET”

Container with lid, made of double-bodied polystyrene of 2 mm thickness with thermal insulation that is chemically resistant, made from expanded polystyrene. Ideal for maintaining samples submerged in ice for short time periods. Capacity 3-5 litres.
External dimensions: 19 height x 27 width x 27 cm depth.
Internal dimensions: 17 height x 25 width x 25 cm depth.
Part No. **5601054**

Flake ice maker “COM-50”, “COM-85” and “COM-150”

“COM-50” MODEL: PRODUCTION 58 kg-24 HOURS.
 “COM-85” MODEL: PRODUCTION 89 kg-24 HOURS.
 “COM-150” MODEL: PRODUCTION 142 kg-24 HOURS.



NEW DESIGN

APPLICATIONS

For preservation and storage of analytic samples, biological tissues, cellular cultures and other applications that require maintenance of the temperature below ambient.

FEATURES

External case made of stainless steel.
 Thermal isolated inside.
 High capacity for flake ice production from running or purified water.
 Tropicalized (Class T).
 The installation of an anti-scale filter and periodic cleaning are advised in areas with medium or high limescale content (hard water)

CONTROL PANEL

Main power switch.



COM-50 Part No. 5020104



COM-85 Part No. 5020105



COM-150 Part No. 5020106

MODELS	Código	Production Kg (24h.)	Capacity Kg (tank)	Height / Width / Depth cm	Power supply	Power W	Weight Kg
COM-50	5020104	58	20	79 47 60	220V 50Hz	470	58
COM-85	5020105	89	20	79 47 60	220V 50Hz	550	58
COM-150	5020106	142	60	136 51 55	220V 50Hz	900	75

COMPLEMENT “ICE BUCKET”

See page 189.

Manual hydraulic press “PM-15”

MAXIMUM PRESSURE LOAD: 15 TONS

FEATURES

Compact and easy to use, designed for a maximum pressure load of 15 tons, especially for pressing in chemical research laboratories and materials for preparing ceramic composite. This machine has an integrated auto return hydraulic pump.

Tablets from 6.3mm to 19mm can be compacted with the MT matrix accessory, for KBR compression technique and fluorescence analysis works.
 Cylinder elevation of 0-25mm.

MODEL

Part No.	Max. Pressure tons	Height / Width / Depth mm	Weight Kg	Max. Working area mm Height / Width / Depth
5810200	15	55 13 21	30	150 x 160 x 160

ACCESORIES

Part No. 5810201 MT Matrix 12.5mm
 Part No. 5810202 MT Matrix 6.3mm
 Part No. 5810203 MT Matrix 19mm
 Part No. 5810204 MT Matrix 3.2mm





FREEZING CONTAINER


For sample freezing with liquefy gas (liquid nitrogen), liquids and solutions.

Spherical inside. Exterior made of AISI 304 stainless steel. Double body with thermal isolated PTFE joint. Hit-resistant.

External measures: 14 high x 24cm wide.

Capacity: 1.5 L. Weight Kg: 2,9.

Part No. **1001640**



FLOATING TUBE RACK 1.5 AND 2 ml MICRO-TUBES

Made of polypropylene, with a support to hold microtubes. Ideal for constant temperature application.

Capacity: 16 microtubes.

Dimensions: 4 high x 10 wide x 10 cm deep.

Part No. **1001342**




THERMOMETER AND PIPETTE RACK

Made of polypropylene.

No. of positions: 12 positions.

Part No. **1001314**



PIPETTE RACK "CIRPIP"

Portable upright rack for pipettes and thermometers, made of PVC. No. of positions: 93 of various sizes.

Stable heavy base with drain

Weight 0.4 Kg.

Part No. **1001254**



PIPETTE RACK "STABIL"

Pipette rack made from polyethylene for 28 pipettes or thermometers up to 14 mm Ø. Stable heavy base with drain and two adjustable height supports.

Weight 1.5 Kg.

Part No. **1001466**



SAMPLE CONTAINERS "CONTESEL"

Applications: designed for dispensing, storage or preservation of organic and inorganic samples.

Polypropylene container and quick fit screw cap lid.

Lid system with flap AQUISEL (international patent.)

That allows the manipulation of the sample without having to remove the lid and maintains a seal.

Dosing by means of an automatic or standard pipette.

Vessel graduated to: 20, 40, 60, 80 and 100 ml, frosted screen for writing.

Includes gullet for pouring .

Comes complete with violet coloured lid valve.

Part No.	colour	capacity ml	total height cm	quantity
1001699	violet	100	7	300


CIRCULAR RACKS

Made of AISI 304 stainless steel.

138 mm Ø x 120 mm high. Suitable for the "Baher" and "Univeba" baths (see BATHS for more details).

Part No. **7000541** for 24 tubes up to 18 mm in Ø.

Part No. **7004002** for 24 tubes up to 13mm in Ø.





SUPPORT AND DRAIN RACK FOR PIPETES “SOP-PIP”

Made AISI 304 stainless steel.
Holds up to 112 pipettes of different sizes.
Part No. **1001223**



TILTED SUPPORT RACK “SOP-INC”

Suitable for pipettes, hydrometers and thermometers rack, made of methacrylate. 6 positions.
Part No. **1000015**



KJELDAHL FLASK SUPPORT

Made of AISI 304 stainless steel with electrobright finish. Suitable for flasks up to 500 ml.
Part No. **1000002**



PIPETTE RACK

Made of AISI 304 stainless steel.
No. of places: 6 dosing pipettes of various sizes up to 28 cm in length. (See pages 220 - 221).
Part No. **1001215**



SUPPORT RACK FOR PIPETTE AID “COM-PIP”

Made of AISI 304 stainless steel.
No. of places: 6 dosing pipettes of various sizes. (See page 220-221).
Part No. **1001702**



ROUND BOTTOM FLASK SUPPORT

Made of moulded rubber (E.P.D.M.). Temperature resistance up to 100 °C. Specially designed with stepped surface to support different flask diameters. From 100 ml up to 10 litre capacity.
Dimensions: 50 mm high x 160 mm Ø.
Part No. **1000863**



TABLE TOP OR WALL MOUNTABLE DRAIN RACK

Made of PCV coated wire.
640 high x 500 mm wide.
With 79 positions, complete with drip tray.
Part No. **1000481**



DRAIN RACK

Made of PCV coated wire.
32 positions.
300 high x 400 mm wide.
Part No. **1024132**



48 positions.
500 high x 400 mm wide.
Part No. **1024148**



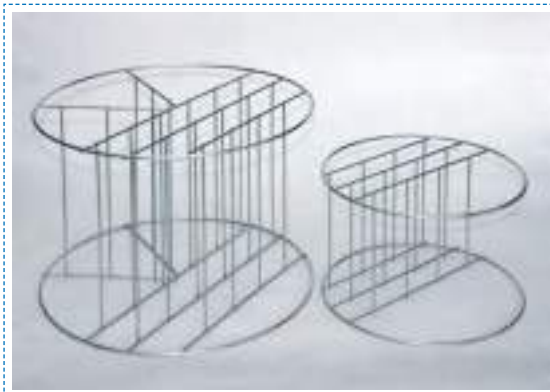
88 positions.
620 high x 500 mm wide.
Part No. **1024188**



WIRE BASKETS

Made of AISI 304 stainless steel sheet with electro-bright finish. Designed to fit the Selecta autoclaves. (See page 53).

Part No.	Dimensions	Part No.	Dimensions
1004771	220 Ø x 140 mm high.	1000496	365 Ø x 265 mm high.
1004772	220 Ø x 240 mm high.	1000780	435 Ø x 205 mm high.
1000495	265 Ø x 185 mm high.		



ACCESSORY

Basket dividers, stainless steel AISI304, electrobright finish.

Part No.	Dimensions	For baskets, Part No.
1001217	4 compartment divider	1000495
1001218	6 compartment divider	1000496
1001222	7 compartment divider	1000780



WIRE BASKETS

Electropolished stainless steel AISI 304.

Part No.	Dimensions	With cross dividers.	Part No.
1025115	210 Ø x 180 mm high		1125115
1025121	150 Ø x 120 mm high		1125121
1025124	240 Ø x 180 mm high		1125124



STERILIZATION DRUMS

Made from AISI 304 stainless steel. Designed to fit the Selecta autoclaves. (See page 53.)

Part No.	Ø cm	Height cm
1002418	28	18
1002419	35	27
1002420	28	18

Doesn't match Selecta autoclaves.



STERILIZER CAN FOR PIPETTES

Made from Stainless steel AISI 304.

Part No.	height mm	Ø mm
1000829	400	72
1001126	400	130

STERILIZATION CONTAINER FOR PETRI DISHES

Made of AISI 304 stainless steel. Complete with Petri dish rack for up to 120 mm Ø.

Models	height / Ø mm	No. of plates
Part No.		
1001127	260 / 130	10
1001128	400 / 130	18



PETRI DISH RACK

Made of AISI 304 stainless steel, with electro-bright finish.

For 10 dishes of 80 to 100 mm Ø.

Part No. **1000259**



PIPETTE BASKET

Made of AISI 304 stainless steel with electro-bright finish. 90 mm Ø x 250 mm high.

Part No. **1000251**



STERILIZATION CONTAINER FOR PIPETTES

Made from Stainless steel AISI 304. Lid interior and base lined with silicon to protect pipette end and tip.

Part No.	height mm	Ø mm
1001597	290	65
1001598	340	65



Burners, alcohol, butane, propane and natural gas



ALCOHOL BURNER

Screwcap jar with wick.
Capacity 120 ml.

Part No. **1001256**



ALCOHOL BURNER

Chrome plated top with wick height control.
With lid and chain.
Capacity 85 ml.

Part No. **1001434**



BUNSEN BURNER

With both gas and air regulator.
Tube Ø exterior: 11 mm. Total height: 140 mm.

Part No.

7000134 For butane/propane gas.

7009133 For natural gas.



SIMPLE BUNSEN BURNER

Air regulator only, nickel plated.
External tube Ø : 11 mm. Total height: 130 mm.

Part No.

7000044 For butane/propane gas.

7000937 For natural gas.



MEKER BURNERS

With gas and air regulator.

Model Small. External tube Ø at its maximum point:
22 mm. Total height: 175 mm.

Part No.

7001108 For butane/propane gas.

7001109 For natural gas.

Model Medium. External tube Ø at its maximum point:
27 mm. Total height: 185 mm.

Part No.

7001110 For butane/propane gas.

7001111 For natural gas.

Model Large. External tube Ø at its widest part:
32 mm. Total height: 190 mm.

Part No.

7001112 For butane/propane gas.

7001113 For natural gas.



TECLU BURNER

With air and gas regulator.
External tube Ø: 13 mm. Total height: 180 mm.

Part No.

7094519 For natural gas.



MEKER BURNER

With permanent flame. Gas and air control.
External tube Ø at its widest point: 22 mm.
Total height: 175 mm.

Part No.

7001106 For butane/propane gas.

7001107 For natural gas.



NATURAL GAS BURNERS

With air and gas regulator.
With approved gas pressure connection 1/2" nut and olive, supplied as an accessory.

External tube Ø: 11 mm. Total height: 165 mm.

Part No.	For gas	Working pressure	Normal power	Weight Kg
7001551	natural	18 mbar	0.69 kw	1.6

ACCESSORY

Gas tube with connections (see page 195).



BUNSEN BURNER WITH SAFETY GAS CUT OUT

With gas and air regulator
Designed for maximum laboratory safety.
Equipped with a flame detector that will shut off the gas supply within 20 seconds if the flame is extinguished.
With tube connection.
Tube Ø ext.: 11 mm. Total height: 140 mm.

Part No.	Gas type	Pressure	Nominal power
7001546	butane	28/37 mbar	0.69 kw
7001547	natural	18 mbar	0.69 kw



BUNSEN BURNER WITH SAFETY GAS CUT OUT, NATURAL GAS

With gas and air regulator.
Designed for maximum laboratory safety.
Equipped with a flame detector that will shut off the gas supply within 20 seconds if the flame is extinguished.
Tube connection of 1/2 inch. Supplied as an accessory.
Tube Ø ext.: 11 mm. Total height: 165 mm.

Part No.	Gas type	Pressure	Nominal power	Weight
7001539	natural	18 mbar	0.69 kw	1.6 Kg



BUNSEN BURNER

With air and gas regulators.
Ø ext. tube: 11 mm. Total height: 140 mm.

Part No.	Gas type	Pressure	Nominal power
7000657	butane	28/37 mbar	0.69 kw
7000658	natural	18 mbar	0.69 kw

Tube Ø ext. : 13 mm. Total Height: 170 mm.

Compliant with Spanish Royal Decree RD 919/2006

Part No.	Gas type	Pressure	Nominal power
7000660	butane	28/37 mbar	1.14 kw
7000661	natural	18 mbar	1.14 kw



BURNER FOR BUTANE GAS

Suitable for use with bottled gas "International Camping Gas". Approved following ACTA of the GENERAL LABORATORY ANALYSIS AND SERVICES FOR INDUSTRY. Manufactured in accordance with the "regulation for apparatus used with combustible gasses" decree 1651/1974. External tube Ø: 14mm. Direct regulated pressure. Nominal power 0.72 Kw at 1 bar.
Part No. 7000666

ACCESSORY

Gas cable with connections, flexible coated stain-



less steel 100 cm long with 1/2 inch connection with quick fit and safety valve. Conforms to the UNE 60715 & BS669. Safety regulations.

Part No. 1001541




BUNSEN WITH PERMANENT PILOT FLAME

Permanent flame. Total height: 150 mm.
Part No.

1000875	For butane/propane gas (45/57 mbar).
1000876	For natura gas (18/25 mbar).

ACCESSORIES



Wide flame burner head made of tin. Suitable for the "Camping Gas" burner.

Part No. 7003612



Tripod support with flat ring, fitted with a burner, suitable for "Camping Gas International" bottle.

Exterior Ring Ø : 140 mm.
Interior Ring Ø : 110 mm.
Part No. 7000489



HIGH POWER BURNER

With air and gas regulators. Tube Ø ext. at its maximum diameter 21 mm. Total height 170 mm.

Part No. 7000225 Suitable for butane/propane.
Part No. 7009223 Suitable for Natural gas.



BUNSEN BURNER WITH CONICAL TUBE TECLU

With air and gas regulators.
Total height: 150 mm.

Part No.	Gas type	Pressure	Nominal power
7000663	butane	28/37 mbar	0.69 kw
7000664	natural	18 mbar	0.69 kw



BUNSEN J3000 BLUE UNIVERSAL

For Butane gas. Instant safety flame push button ignition incorporating a LOCK/ON mechanism that prevents accidental fires, Unit switches off when the users hand is removed. Regulation of flame intensity and flame color. Gas fill by a simple lighter gas fuel as used common gas lighters. Long life flint. Power by a 1.5 V battery. Flame temperature: 1300 °C.



APPLICATIONS

Microbiology, bacteriology, dentistry and for general use where a fine hot flame is required for fast heat and fusion.

Part No. **1001134**



BURNER "MICROTORCH"

APPLICATIONS:

Used for soldering, dentistry, general laboratory use. Suitable for plastic moulds, glass and metal tubes. etc. Butane gas.

Portable with a removable bench top base. Microflame instant piezo electric start. Flame temperature controllable to 1300 °C. Refill using common gas lighter cartridge. Gas capacity: 26 g. Total time before refill: 2 hours. Part No. **5000011**

ACCESSORIES

FLAME SPREADER BURNER HEAD



Straight form. Stainless steel AISI 304.


Part No. **7003611** For tube of Ø 11 mm.
Part No. **7003613** For tube of Ø 13 mm.

FLAME SPREADER BURNER HEAD



Straight form. Made of tin.

Part No. **7003612** For tube of Ø 11 mm.
Part No. **7003614** For tube of Ø 13 mm.



ASBESTOS FREE

GAUZE IRON WIRE WITH CERAMIC FIBRE

Part No.
1087102 100 mm side.
1087122 120 mm side.
1087142 140 mm side.
1087162 160 mm side.
1087182 180 mm side.
1087202 200 mm side.



TRIPOD STAND WITH RING TOP

Galvanised steel.
Part No. Ø exterior ring Total height
7000808 80 mm. 210 mm.
7008010 100 mm. 210 mm.
7008012 120 mm. 210 mm.
(For variable height tripods see page 174).



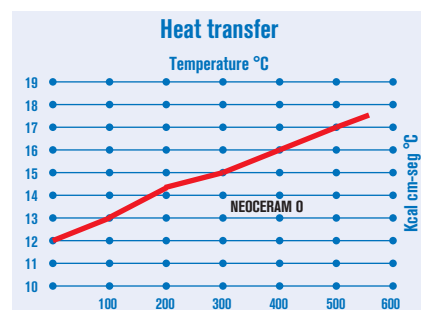
BLOW PIPES

Part No.
1000877 Butane gas.
1000878 Natural Gas.



CERAMIC PLATES "NEOCERAM"

Resistant to temperatures from -200 °C to 700 °C.
Part No.
1000684 120 x 120 x 3 mm.
1000685 140 x 140 x 3 mm.
1000686 160 x 160 x 3 mm.



Excellent heat conductor. 20% better heat transfer compared to a conventional gauze ceramic. High chemical resistance to aggressive compounds. Easy to clean and long lasting.



Infrared tip sterilizer “Sterilbio”

APPLICATIONS

Sterilization of culture tips, needles and small instruments. Incinerates organic material at 900 °C for 5/8 seconds.

FEATURES

Made from ceramic elements with a quality quartz tube interior.
Does not need purged oxygen and can be used in anaerobic environments.
Eliminates problems of aerosols and bacterial contamination.
Support at the side for 4 Kolle handles, needles, lancet or dissecting forceps etc.

MODEL

Part No.	Height/Width/Depth (exterior) cm			Ø/Length (tube interior) cm		Power W	Weight Kg
3000788	20	13	18	1.4	15	110	1.5



Hot Air gun “Salki 1500”

WORKING TEMPERATURE 400 °C AND 590 °C.

APPLICATIONS

Suitable for heating liquids, solids and gasses:

- Dry
- Soft solder
- Fusions
- Evaporation
- Curing adhesives
- Plastic moulds
- Softening surfaces
- Fast defrost
- Film drying R.X.
- Chromatography applications drying paper and electrophoresis.
- Heating moulds and drying dental moulds etc.

FEATURES

Industrial model with vertical angle support.
Brushless motor.
Three positions:
- Position 0 stop.
- Position I temperature 400 °C.
- Position II temperature 590 °C.

MODEL

Part No.	Temperature °C	Power W	Weight Kg
5000750	until 590	1500	0.8



ACCESSORIES



Burner head 75 mm.
Part No. **5011148**



Shaft Ø 20 mm.
Part No. **5014415**



Tube deflector.
Surface 75 mm.
Part No. **5014449**

Diverse laboratory instruments



Pocket Balance “Pocket Scale”

FEATURES

Capacity up to 200 g, measuring in g, oz and qty.
Digital LCD display.
Stabilization time ±3 seconds.
Tare by subtraction to maximum weight.
Piece counting function and automatic reset to zero.
Automatic calibration, external.
Batteries 3 x 1.5 V.
Lid to cover the weighing pan and operation menu.

MODEL

Part No.	Max. weight. capacity g	Precision ±g	Height / Width / Depth (exterior) mm			Width / Depth (plate) mm	Weight Kg
5830024	200	0.1	24	74	120	74 71	0.13

Comes with protective cover.





Several Instruments



DIAMOND POINT PENCIL

For glass engraving.
Part No. **1001130**



LABORATORY VIBRO-ENGRAVER SIGNOGRAPH-COM 25 DIAMOND

For engraving all types of glass, metal, plastic material, ceramic etc. Mains voltage 220-230 V. 50Hz. Power consumption: 25 W. Comes complete with a set of 5 engraving tips: Diamond, carbide, tempered steel and two for decorative work.
Part No. **1001129**



CORK BORER SHARPENER

With a wooden handle, blade of tempered steel.
Part No. **7000004**

CORK BORER

Electrobrite finish.
Universal handle.
Part No.

7000846 6 bores.
7000848 8 bores.
7008412 12 bores.

Electrobrite finish.
Individual handle.
Part No.

7000856 6 bores.
7000858 8 bores.
7008512 12 bores.



TUNGSTEN SCRIBE

For glass engraving, slides, ceramics, plastic etc. Retractable tip and pocket clip.
Part No. **1001674**



GLASS TUBE CUTTER

For tubes with diameters up to 30 mm.
Part No. **1000016**



WATER JET VACUUM PUMPS

Part No.	Material	Pressure	Pump rate	Aspiration
4000633	PVC	2 Kg	8 l/min	2.6 l/min
7000293	Metal	2 Kg	5 l/min	1 l/min
7000292	Metal	2 Kg	5 l/min	0.5 l/min



MINI CORK BORER

1001332 6 bores: 4, 4.9, 5.5, 6.4, 8 and 9.5 mm Ø.



CORK PRESS

Model Crocodile shape.
Part No. **6000070**



BLOW PIPE

Student model.
Total length: 250 mm.
Part No. **1000595**



PIPETTE FILLER, RUBBER BULB.

With three glass ball valves for filling, fine adjustment and empty. Accepts pipettes from 6 to 10 mm Ø.
Part No. **1001733**




MORTARS WITH PESTLE

Made of grey steel. Only suitable for dry products.
Part No. Ø Usable Height
1004713 130 mm 65 mm
1004715 150 mm 75 mm



RICHARDSON RUBBER BULB

With net covered decompression bulb.
For blowing out bench top automatic burettes.
Part No. **1001168**



1. SPECTACLES “IVYMEN 1000”

Ideal for general laboratory use.
 Conforms to: DIN 4646-47 and DIN 58211.
 Safety Spectacles of one single lightweight lens, comfortable protection.
 With a wide panorama of 180°. Adjustable legs: length and angle.
 Removable frame for easy cleaning. Style: Sporty.
 Part No. **5028195**

2. GOGGLES FLEXIBLE “IVYMEN 3000”

Ideal for general laboratory use.
 Conforms to: EN-166.
 Panoramic view. Prescription spectacles can be used underneath the goggles.
 Made from transparent flexible plastic that moulds to the face. Held on by an stretch band. Indirect vents at the side prevent misting.
 Part No. **5028196**

3. SPECTACLES “IVYMEN 2000”

Ideal for general laboratory use.
 Conforms to: DIN 4646-47 and DIN 58211
 Safety spectacles of one single lightweight anti scratch lens. Perceptual panoramic vision of 180°. Can be use over normal prescription spectacles.
 Indirect vents at the side of the legs prevent misting.
 Part No. **5028193**

GLOVES ANTI-ACID “SOLVEX-PLUS”

Conforms to CE standards.
 Effective protection against chemical products and solvents, manufactured with a thick coating of strong durable Nitrile.
 Flexible with anti bacterial and fungal protection for hygiene and against skin irritations.
 Length 32 cm. Universal fit.
 Part No. **5000044**



GLOVE HAND PROTECTOR AGAINST HEAT AND SPILLS

Adaptable silicon glove.
 Part No. **1001255**



GLOVES THERMAL “KEVLAR 400”

Conforms to: EN-388 and EN407
 These gloves can withstand temperatures up to 400 °C.
 Manufactured from Kevlar terry knit, seamless, with double face fibres, ambidextrous fit, high level of protection against heat and flame. Length 25 cm, universal fit.
 Part No. **5000041**



APRON ANTI-ACID “DELNEO 125”

Conforms to: EN 342 and EN 511 standards.
 For effective protection against chemicals and solvents, made from high resistant Neoprene.
 Part No. **5000045**



GLOVES THERMAL “KEVLAR 800”

Conforms to EN 388 and EN407 standards.
 For use with temperatures up to 800 °C, Made from terry knit, seamless, with double face fibres, high level of protection against heat and flame. Length 36 cm, universal fit.
 Part No. **5000042**



PROTECTIVE MASK “P3-SL”

Conforms to DIN-EN 149:2001 standards.
 High range auto-filtering mask, for particles, dust, mists and smoke use. Made of cellulose and with a filtration valve.
 Part No. **5000046**



TABLE TOP MAGNIFIERS WITH ILLUMINATION

Magnifiers with high quality lenses and double lateral illumination, plastic body.



Extendable and height adjustable angle poise, 89 cm made from epoxy coated metal.

Lens size cm	Magnification	Power	Weight Kg
15 height x 19 width	3 x	2 x 9 W	3.5

Part No. **5310500**

With support base, large base with adjustable height and orientation.

Lens size cm	Magnification	Power	Weight Kg
16 height x 19 width	3 x	2 x 7 W	2.3

Part No. **5310506**



VERNIER CALLIPERS WITH DIGITAL DISPLAY DIN 862

5 digits display.
AISI 304 Stainless steel with double measuring scale.
Reproducibility: 0.01 mm or 0.0005 inches
1.5 V battery power.
Battery life: 1 year of continuous use.
Comes complete with wooden case.

Part No. **5900601** Measuring range: 0 - 150 mm or 0 - 6".
Part No. **5900603** Measuring range: 0 - 300 mm or 0 - 12".



BIFOCAL AND MONOFOCAL "MAGNIFIER"

Magnifying glass bifocal "Magnifier"

Completely made of high impact plastic.

Part No.	Ø Lens	Magnification	Bifocal
5310501	65 mm	3 x	5 x
5310502	90 mm	2 x	5 x

Magnifying glass monofocal "Magnifier"

Lens made of high quality ground crystal.

Rim made from chromed steel with plastic handle.

Part No.	Ø Lens	Magnification
5310503	50 mm	2 x
5310504	75 mm	2 x
5310505	100 mm	2 x



PALMER MICROMETER WITH DIGITAL DISPLAY DIN 862

5 digits.
Measuring range: 0-25 mm or 0-1 inch. Resolution: 0.001 mm or 0.0001 inches.
Precision: 0.002 mm. 1.5 V battery power.
Battery life: 1 year of continuous use.
Comes complete with wooden case.
Part No. **5900602**



AUXILIARY TABLES HEIGHT ADJUSTABLE FOR LABORATORY

Cabinet in a corrosive resistant epoxy coated.
Supplied with 4 lockable wheels for an easy transportation and 4 suction cups for a static clamping.
Specially designed to support different laboratory instruments (Ovens, furnaces, centrifuges, etc...)
5 adjustable heights: 72, 75, 78, 81 or 84 cm.

Part No.	Measurements cm	Load Capacity Kg	Weight Kg
1001781	75 width x 60 depth	120	25
1001780	100 width x 70 depth	150	29



MEASURING RANGE


Made of polypropylene with silicon joints, for volumes up to 25 ml. Precise and safe, ergonomic design that allows filling and emptying without having to change the setting. Flexible thermoplastic seal against any type of burette. A button on the side empties the burette automatically. Easily dismantled and cleaned.

Part No.	Capacity	Identification colour
1001131	0 to 2 ml	Blue
1001132	0 to 10 ml	Green
1001133	0 to 25 ml	Red



PIPETTE RACK "COM-PIP"

Made from AISI 304 stainless steel. Capacity 6 pipettes of differing sizes. Part No. 1001702



REVERSIBLE POLYPROPYLENE UNIVERSAL TRAY

Suitable for 8 and 12 channel micro-pipettes, 5 ml capacity per channel or 1 single capacity of 50 ml, graduated at 10-25-40 and 50 ml.

Part No. 5310102



BRUSHES "COMCEP"

Made with natural bristles. Applications:

- 1 - Pipettes and capillaries of 3 to 5 mm Ø. (Brush)
- 2 - Graduated pipettes and tubes from 5 to 10 mm Ø. (Brush)
- 3 - Haemolysis tubes 8 to 10 mm Ø. (Brush)
- 4 - Test tubes and graduated flasks of 10 to 16 mm Ø. (Brush)
- 5 - Burettes of 25 to 50 ml and tubes of 15 to 20 mm Ø. (Brush).
- 6 - Cylinders, flasks and test tubes etc. from 20 to 32 mm Ø. (Fan Brush).
- 7 - Erlenmeyer flasks, test tubes, flasks etc. from 25 to 45 mm Ø. (Fan Brush).
- 8 - Flasks, Erlenmeyer flasks and test tubes etc. 35 to 80 mm Ø. (Fan Brush).
- 9 - Beakers cylinders and Erlenmeyers etc. from 50 to 100 mm Ø. (Brush).
- 10 - Test tubes of 16 to 25 mm Ø. (Brush).
- 11 - Test tubes of 16 to 25 mm Ø. (Fan Brush).
- 12 - Flasks, round bottom flasks of 0 to 100 mm Ø.
- 13 - Beakers of 50 to 250 mm Ø. (brush with handle).

Part No.	Style	Bristle mm Ø	length	Length total mm	Bristle type
1001143	1	4	90	400	Goat hair
1001144	2	10	100	700	Goat hair
1001145	3	10	90	240	Pig bristle
1001146	4	15	100	320	Pig bristle
1001147	5	25	100	700	Pig bristle
1001148	6	30	100	300	Pig bristle
1001149	7	35	100	440	Pig bristle
1001150	8	55	100	440	Horse hair
1001151	9	80	130	700	Horse hair
1001333	10	25	130	350	Pig bristle
1001334	11	25	100	320	Pig bristle
1001335	12	110	450	450	Nylon
1001336	13	40	250	400	Nylon



POLYCARBONATE CONICAL FLASKS

**DURABLE,
CAPACITY 250 ml**

Rigid, transparent, autoclavable, unbreakable, reusable.

Density: 1.20 g/ml.

Temperature resistance from -135 °C to +135 °C.

Excellent chemical resistance including acids. Exceptions chemical that attack

polycarbonate. Two models with or without screw-top, PP caps included.

Part No.	Capacity ml	PP cap	Specific weight
5310100	250	Not	1.2
5310101	250	Yes	1.2

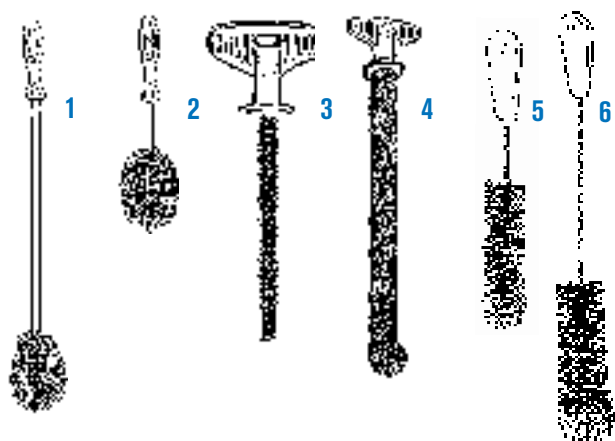


Laboratory sponges and fiber scrubbers

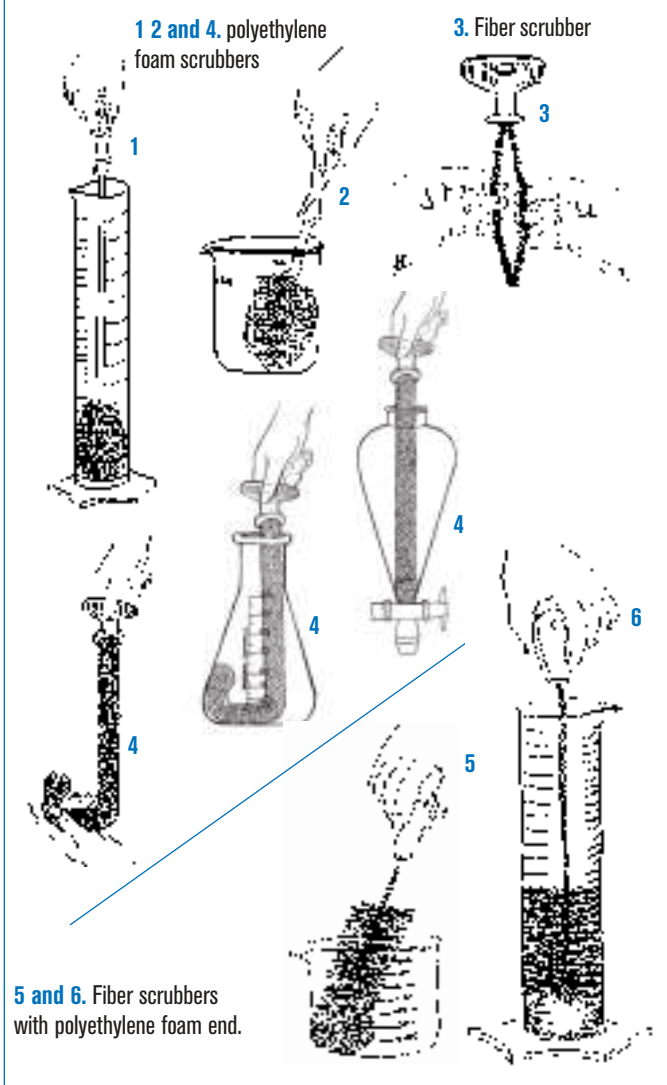
Features

Designed specially for cleaning plastic and glass items.

Made from polyethylene foam that is durable and long lasting (20 times more than a sponge or brush.) Do not absorb water, easily cleaned with hot or cold water.



Examples of sponge uses



Models

- Used for all types of tubes and cylinders such as: test tubes distillation tubes, thermal flasks, cryogenic vessels, measuring cylinders etc.

N°	Part No.	Sponge width mm	Sponge length mm	Total length mm
1	1001435	70	100	480

- Used for cleaning short vessels such as: jars, beakers, etc.

N°	Part No.	Sponge width mm	Sponge length mm	Total length mm
2	1001436	70	100	250

- Scrubber suitable for all types of assay tube up to 25 mm Ø. Adjustable width.

N°	Part No.	Sponge width mm	Sponge length mm	Total length mm
3	1001437	22	170	220

- Suitable for all types of tubes and vessels including Conical flasks, etc. Very flexible, can be used in vessels with small necks, such as separating funnels, by simply pressing down the scrubber that is sufficiently flexible to take the internal shape and also be easily extracted.

N°	Part No.	Sponge width mm	Sponge length mm	Total length mm
4	1001438	20	380	440

- Fiber scrubber with brush polyethylene at the end, suitable for cleaning flasks, culture jars and vessels in general.

N°	Part No.	Sponge width mm	Sponge length mm	Total length mm
5	1001439	50	140	300


- Fiber scrubber with brush polyethylene at the end, suitable for any kind of vessels cleaning, test-tubes, culture jars and flasks in general.

N°	Part No.	Sponge width mm	Sponge length mm	Total length mm
6	1001440	50	180	500



Stirrer bars and propellers

TO CHOOSE THE CORRECT STIRRER BAR: THE LENGTH SHOULD BE APPROX. 2/3 OF THE DIAMETER OF THE VESSEL BEING USED.



STIR-BARS FOLLOWERS FOR MAGNETIC STIRRERS.

Encased in PTFE with pivot ring, temperature resistant to +275 °C.

Part No.

1000009	6 Ø x 10 mm long	without pivot ring.
1000012	4 Ø x 12 mm long	without pivot ring.
1000019	7 Ø x 20 mm long	with pivot ring.
1000032	8 Ø x 32 mm long	with pivot ring.
1000039	8 Ø x 40 mm long	with pivot ring.
1000045	10 Ø x 45 mm long	with pivot ring.
1001061*	12 Ø x 75 mm long	with pivot ring.
1001062*	16 Ø x 102 mm long	with pivot ring.
1001063*	16 Ø x 127 mm long	with pivot ring.
1001064*	19 Ø x 150 mm long	with pivot ring.

* With pivot ring for large volumes.



CONCENTRIC STIR-BAR WITH BEAKER COVER "CENTRIMAN"

Encased in PTFE with an adjustable axis bar made of AISI 304 stainless steel. Suitable for applications with volumes of 100 to 2000 ml.

Soft start stirring and adjustable height prevents the stir-bar jumping inside the vessel.

Conical fitting lid of polypropylene with excellent chemical and thermal properties that resists temperatures up to 160 °C. The lid has an auto-lubricating central axis hole with two lateral air displacement holes.

Part No.

1000900	Concentric stir-bar with conical fitting lid for beakers volumes of 100 ml to 500 ml. Length 32 mm.
1000901	Beaker capacities of 500 ml up to 1000 ml. Stir-bar length 50 mm.
1000902	Beaker volumes of 1000 ml up to 2000 ml. Stir-bar length 55 mm.



TRIANGULAR STIR-BAR "TRIMAG"

Encased in heat resistant PTFE of temperatures up to 275 °C. useful for "dissolving solids" and stirring silts. Liquids flow upwards as well as sideways. Quiet with excellent stability. Suitable for flat bottomed vessels.

Part No.

1000536	9 side x 35 mm long.
1000538	12 side x 50 mm long.
1000537	14 side x 40 mm long.
1000539	14 side x 55 mm long.



STARHEAD STIR BAR

Circular, encased in heat resistant PTFE for temperatures up to 275 °C. Useful for tubes, matrix flasks and round bottom vessels.

Part No.

1000790	25 Ø x 15 mm high.
1000791	40 Ø x 17 mm high.



BOX OF 17 ASSORTED STIR BARS

Box with 17 assorted stir-bars encased in temperature resistant PTFE for temperatures up to 275 °C.

Contents:

1 stir-bar with pivot ring 6x10 mm.
1 stir-bar with pivot ring 4 x12 mm.
1 stir-bar with pivot ring 7x20 mm.
2 stir-bars with pivot ring 8x32 mm.
2 stir-bars with pivot ring 8x40 mm.
2 stir-bars with pivot ring 10x45 mm.
1 triangular stir-bar of 9x35 mm.
1 triangular stir-bar of 14x40 mm.
1 triangular stir-bar of 12x50 mm.
1 triangular stir-bar of 14x55 mm.
1 stir-bar Rotor-Pat of 11x35 mm.
1 oval stir-bar of 16x30 mm.
1 oval stir-bar of 20x40 mm.
1 star head stir-bar of 20x15 mm.
1 star head stir-bar of 40x17 mm.

Part No. **1000487**



STIR BAR "ROTOR-PAT"

Encased in PTFE useable up to temperatures of 275 °C.

Excellent stability with strong vortexing turbulence, useful for round bottom or convex bottom flasks.

Part No.

1000001 10 Ø max. x 32 mm long.



OVAL STIR-BARS

Encased in PTFE for temperatures up to 275 °C. Can be used in all types of vessel and recommen-

ded for round bottom flasks.

Part No.

1000788	16 Ø x 30 mm long.
1000789	20 Ø x 40 mm long.



FLOATING MAGNETIC STIR-BAR "IMANFLOTER"

Encased completely in PTFE. Dismountable structure, autoclavable. Designed specifically for low constant speed stirring. Recommended for tissue culture applications.

The floating conception of the Imanfoter minimises the grinding effect of cell damage as there is no friction on the bottom of the flask.

Medium speed levels prevent the IMANFLOTER from jumping within the vessel.

Part No.	Total length	Stir bar length
1000897	50 mm.	39 mm.
1000898	60 mm.	45 mm.




STIR-BAR RETRIEVER

Flexible, encased in PTFE.

Part No.

1000020 Length: 280 mm.

OVERHEAD STIRRER ACCESSORIES "RZR"



STIRRING SHAFTS WITH ROTORS

Shaft with AISI 304 stainless steel rotor. Shaft: 7 mm Ø.

Part No.	Rotor type	Ø shaft mm	Total length mm	Features
6002891	1	90	400	Double fly vane
6002892	2	60	400	Fly vane
6002893	3	50	400	Fixed blade
6002894	4	50	400	Double cross vane
6002895	5	58	400	Helix
6002896	6	70	450	Six hole paddle
6002897	7	70	450	Three hole paddle
5050921	8	46	400	Radial turbine
5050932	9	45	400	Turbo helix 45 mm Ø
5050933	10	66	400	Turbo helix 66 mm Ø



SHAFTS WITH PTFE PADDLES

Shaft of 8 mm Ø.

Part No.	Rotor type	Ø shaft mm	Total Length mm	Features	Speed range r.p.m.
5050934	11	50	500	Helix PTFE	500
5050935	12	80	500	Anchor PTFE	500

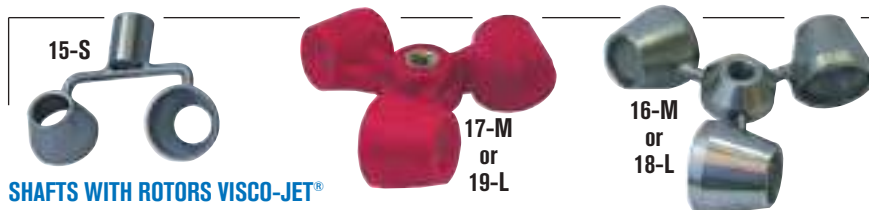


ADJUSTABLE HEIGHT SHAFT STIRRERS

Shafts made of AISI 304 stainless steel coated in PTFE and PTFE stirrer paddles. Shaft: 7 mm Ø. Adjustable height paddles using a locking thread.

Can be used with differing paddles on the same shaft to create a multiple mixing action.

Part No.	Rotor type	Ø shaft mm	Total Length mm	Features
5050936	13	70	400	Shaft PTFE
5050937	14	40	400	Helix PTFE
5050938	Shaft PTFE Spare or additional paddle for multiple stir effect			
5050939	Helix PTFE Spare or additional paddle for multiple stir effect			



SHAFTS WITH ROTORS VISCO-JET®

- Shafts with rotors made from AISI 316Cb stainless steel. Shaft: 10 mm Ø.
- Shaft made from AISI 316Cb stainless steel with POM plastic rotor. Shaft: 10 mm Ø.

Part No.	Rotor type	Ø shaft mm	Total Length mm	Features	Speed range r.p.m.
5050950	15-S	60	500	Doble cone-S Stainless	200 - 800
5050951	16-M	80	500	Triple cone-M Stainless	200 - 700
5050952	17-M	80	500	Triple cone-M Plastic	200 - 700
5050953	18-L	120	500	Triple cone-L Stainless	120 - 500
5050954	19-L	120	500	Triple cone-L Plastic	120 - 500



VISCO-JET®

A suitable system for all types of stirring.

Dynamic stirring with turbulent flow on vessel walls and bottom.

Homogenised liquids and fluids of low viscosity.

The fluid is aspirated by the widest part of the cone and is expelled by acceleration from the smaller Ø, creating in the middle a turbulent effect; prevents the formation of foam, clots, aeration and heating up of the sample, degasses the medium being stirred.

Reduces the vortex formed, for short stir periods.

Graphic effect of the incident fluid flow using differing paddle forms: paddle, helix, turbine and conical Visco-Jet®

Rotor Type
5
9
10
11
14



Axial flow, diagram showing the agitation flow. Representative of rotors with blades angles of 90° in relation to the stirring axis. (Rotor type; Helix).

Rotor Type
1
2
3
4
6
7
12
13



Radial flow, diagram showing the agitation within the liquid medium. Representative of rotors such as paddles and anchors that run parallel to the stirring axis

Rotor Type
8



Radial flow, diagram showing the agitation within the liquid. Representative of radial turbine rotors that run parallel to the stirring axis.

Rotor Type
Visco-Jet®
15
16
17
18
19



Dynamic radial flow, diagram showing the principal of agitation through a cone within the liquid. Representative of the Visco-Jet®. Rotors. Excellent results for minimum power consumption.



Sterile stoppers



Features

Designed for microbiology and cell culture applications.
 Made from very flexible cellulose, tapered to fit most sizes of: Erlenmeyer, matrix flasks and tubes.
 Sterile to 200 °C.
 Permeable to air.
 Transpirable.
 Hermetically adjustable by pressing on the top of the glass vessel.


RANGE OF SIZES

For Ø of 9 to 11.5 mm. Part No. **1001478**
 For Ø of 12.5 to 14.5 mm. Part No. **1001479**
 For Ø of 13.5 to 15.5 mm. Part No. **1001480**
 For Ø of 17.5 to 18.5 mm. Part No. **1001481**
 For Ø of 18 to 22 mm. Part No. **1001482**
 For Ø of 25 to 27 mm. Part No. **1001483**
 For Ø of 28 to 31 mm. Part No. **1001484**
 For Ø of 31 to 35 mm. Part No. **1001485**
 For Ø of 36 to 42 mm. Part No. **1001486**
 For Ø of 44 to 48 mm. Part No. **1001487**



Caps for biological culture tubes “Sero-Tap”

Made of anodised aluminium with internal AISI 304 stainless steel spring inside the cap.
 Not hermetically sealed. Autoclavable at 1 bar.



Made of anodised aluminium with internal AISI 304 stainless steel spring inside the cap. Not hermetically sealed. Autoclavable at 1 bar.

Part No.	For tubes	Part No.	For tubes
	Ø 12 - 13 mm		Ø 19 - 20 mm
1012131	Colour Blue	1019201	Colour Blue
1012132	Colour Silver	1019202	Colour Silver
1012133	Colour Gold	1019203	Colour Gold
1012134	Colour Garnet	1019204	Colour Garnet
1012135	Colour Black	1019205	Colour Black
	Ø 15 - 16 mm		Ø 24 - 26 mm
1015161	Colour Blue	1024261	Colour Blue
1015162	Colour Silver	1024262	Colour Silver
1015163	Colour Gold	1024263	Colour Gold
1015164	Colour Garnet	1024264	Colour Garnet
1015165	Colour Black	1024265	Colour Black
	Ø 17 - 18 mm		Ø 28 - 30 mm
1017181	Colour Blue	1028301	Colour Blue
1017182	Colour Silver	1028302	Colour Silver
1017183	Colour Gold	1028303	Colour Gold
1017184	Colour Garnet	1028304	Colour Garnet
1017185	Colour Black	1028305	Colour Black



INTERIOR HOLDING CLIP.



POLYPROPYLENE TOPS FOR CULTURE TUBES “BACTI-CAPS”

General features:
 Adaptable to the tubes by three flexible internal flaps that hold onto the edge of the tube, not a hermetic seal, for minimal sample evaporation.
 Highly resistant to culture media, acids, alkalis, alcohol and ether.
 Easy to clean, can be sterilized at 121 °C (1 atm, vapour pressure).
 Not suitable for dry sterilization.
 Come in 5 colours:
 YELLOW, BLUE, WHITE, RED and GREEN.

Part No.	For tube Ø 12 - 13 mm	Part No.	For tube Ø 15 - 16 mm	Part No.	For tube Ø 18 - 19 mm	Part No.	For tube Ø 24 - 25 mm	Part No.	For tube Ø 37 - 38 mm
5726013	Yellow Colour	5726016	Yellow Colour	5726019	Yellow Colour	5726025	Yellow Colour	5726238	White Colour
5726113	Blue Colour	5726116	Blue Colour	5726119	Blue Colour	5726125	Blue Colour	Boxes of 25 units	
5726213	White Colour	5726216	White Colour	5726219	White Colour	5726225	White Colour		
5726413	Red Colour	5726416	Red Colour	5726419	Red Colour	5726425	Red Colour		
5726513	Green Colour	5726516	Green Colour	5726519	Green Colour	5726525	Green Colour		
Packet of 100 units.		Packet of 100 units.		Packet of 100 units.		Packet of 100 units.			



WEIGHING BOATS “ACCU-WEIGH”

Anti-static, Suitable for weighing with reproducible tare weight.
 Free from contaminants, Wide range of sizes.



General features:
 Made from high impact polystyrene with a flat base, round edge, smooth surface, contamination free and hydrophilic.
 Flexible and easy to manipulate, suitable for liquids and solids.
 Supplied in two forms:
 - Diamond, black or white colours.
 - Rectangular, white colour.

Part No.	Shape	Capacity ml	External dimensions mm			Weight g	Colour	Quantity
			Height	Width	Depth			
5726004	Diamond	5	3.8	31	54	0.25	White	100 units
5726005	Diamond	5	3.8	31	54	0.25	Black	100 units
5726006	Diamond	30	13.5	55	85	1.00	White	100 units
5726007	Diamond	30	13.5	55	85	1.00	Black	100 units
5726008	Diamond	100	20	92	132	2.6	White	100 units
5726009	Diamond	100	20	92	132	2.6	Black	100 units
5726010	Rectangular	7	8.5	44	44	0.65	White	100 units
5726011	Rectangular	100	24	80	80	2.2	White	100 units
5726012	Rectangular	250	24	134	134	6.1	White	100 units



ALUMINIUM DISHES

Pressed with crenulated edge.
 No static.
 Withstands temperatures up to 450 °C.
 Can be used as a lid by mounting one on top of another.
 Ideal for sample testing of solids, humidity, mixtures of emulsions and moisture determinations by weight loss.
 Suitable use as a weighing boat, cooling or evaporation of samples.
 Single use and disposable.

Part No.	Thickness mm	Height. / Ø (usable) mm		Quantity
5726000	0,2	5	42	packet of 112 units
5726001	0,2	10	57	packet of 110 units

COMECTA Graduated jars

NEW

FEATURES

Graduated and stackable jars. Made of natural colour transparent polypropylene. Graduation in liters and ml. Resistant to chemical products as well as high temperatures (121 °C for 20 minutes)

MODELS

Part No.	Capacity ml
8000028	500
8000025	1000
8000026	2000
8000027	3000



COMECTA Frasco lavador

NEW

FEATURES

Bottles made of translucent polyethylene of natural colour, with lid and outlet tube of different colours to choose. Wide neck for an easy filling. Capacity of 500ml and numerical graduation every 100ml.

MODELS

Part No.	Colour	Capacity ml
5113640	Neutral	500
5113644	Red	500
5113646	Blue	500
5113641	Yellow	500

10 units are supplied.



Self-sealing parafilm® M



PARAFILM®
Dispenser

APPLICATIONS

Parafilm® M, is ideal for laboratories because it is a thermoplastic, self-sealing film that enables to cling even to irregular surfaces, culture tubes, flasks, Erlenmeyers, bottles, Petri capsules and any kind of recipients with an adequate sealing, protected against moisture loss, spillage, pollution or evaporation.

FEATURES

Parafilm® M, is a translucent waxy polyethylene film of 127µm width which slowly stretches to about three or four times its original length.

PROPERTIES

It is resistant to acids, gases and alkaline solutions as well as methanol and many common reagents. It resists operating temperatures from -45 °C to 50°C. It can be sterilized by using radiation techniques as hydrogen peroxide.

MODELS

Part No.	Roll width mm.	Roll length m.
1012201	50	75
1012202	100	38
1012203	100	75

ACCESSORIES

Paraffin dispenser® made of blue ABS plastic for 50 and 100 mm. width Parafilm® rolls, with built-in cutter
Capacity: One or two 50 mm. rolls or one 100 mm. roll.
Part No: **1012200**

COMECTA Porcelain

GLAZED PORCELAIN, RESISTANT TO THERMAL SHOCK UP TO 1050 °C.
BETTER CHEMICAL AND ACID RESISTANCE COMPARED TO GLASS.
INCOMPATIBLE WITH HYDROFLUORIC ACID AND ALKALI SALTS.



GLAZED PORCELAIN TRAYS

Part No.	Height mm	Length mm	Base length mm	Width mm	Base width mm
5310001	15	50	42	28	17
5310002	15	60	52	30	20
5310003	18	87	80	60	50
5310004	18	120	110	60	45



GLAZED PORCELAIN EVAPORATION BASINS, ROUND BOTTOM WITH SPOUT

Part No.	Capacity ml	Length mm	Ø exterior mm
5310005	35	25	60
5310006	60	30	74
5310007	100	35	90
5310008	300	52	126
5310009	500	58	168



FLAT BOTTOM CRUCIBLE WITH HANDLE AND SPOUT

Part No.	Capacity ml	Height mm	Ø Top mm	Ø Bottom mm
5310010	50	34	60	36
5310011	100	45	80	52
5310012	200	52	96	56
5310013	300	62	110	66
5310014	500	70	132	80



SPATULA SPOON GLAZED

Part No.	Total Length mm
5310022	140



CRUCIBLES MEDIUM HEIGHT WITH GLAZED LIDS

Part No.	Capacity ml	Height mm	Ø Bottom mm	Ø Top mm
5310015	15	30	21	35
5310016	25	36	23	40
5310017	50	46	30	53
5310018	100	57	34	63



CRUCIBLES, LOW FORM WITH LIDS, GLAZED

Part No.	Capacity ml	Height mm	Ø Bottom mm	Ø Top mm
5310019	15	23	19	43
5310020	25	27	24	47
5310021	50	38	28	59



MORTAR AND PESTLE, WITH SPOUT, UNGLAZED INTERIOR AND PESTLE

Part No.	Capacity ml	Length mm	Ø Bottom mm	Ø superior mm	Handle length mm	Ø Pestle mm
5310023	100	45	60	100	110	30
5310024	300	62	80	130	140	37
5310025	500	74	90	160	170	42
5310026	1000	90	114	216	200	48



COMBUSTION BOATS, UNGLAZED

Part No.	Height mm	Width mm	Depth Width mm	Exterior length ml
5310027	10	15	9	95

AGATE MORTAR AND PESTLE

Suitable for grinding and mixing, medium and hard substances.

Very resistant to abrasions and contamination.

Hardness: 7 Mohs scale.

Compression resistance: 110 Kg/mm²

Breaking resistance: 210 Kg/mm²

Mortar and pestle polished externally and internally.

Models Part No.	Capacity ml	Ø / Base (interior) mm	Dimensions (exterior) mm
5310029	15	45 11	60
5310030	30	65 16	80
5310031	70	80 24	100
5310032	140	100 30	120



SPARES

Pestle

Part No.	For Mortar Part No.	Handle length mm
5310033	5310029	77
5310034	5310030	95
5310035	5310031	100
5310036	5310032	130

GREY IRON MORTAR WITH PESTLE

In grey iron.

Part No.	Ø usable mm	Height mm
1004713	130	65
1004715	150	75



COMECTA Chairs for laboratory

NEW

FEATURES

Chairs for laboratory with adjustable height of 60 to 80cm. Seat made of polyurethane foam. Available with or without wheels and in aluminium or chromed.

MODELS

Part No.	Ø base cm	Made in	Wheels	Adabtable weight cm
5609601	40	Aluminium	Yes	60 to 80
5609602	40	Chromed	Yes	60 to 80
5609603	40	Aluminium	No	60 to 80
5609604	40	Chromed	No	60 to 80



COMECTA Transport Refrigerator HJ-1

DESIGNED TO TRANSPORT AND PRESERVE LABORATORY BIOLOGICAL SAMPLES.

MEDICAL DIRECTIVE CERTIFICATE: CLASS 1-93/43 EEC

FEATURES

Strap and handles for transportation.

Opening on both sides.

Supplied with 10 packs of cooling gel. Easy access by opening at the top. Extra aluminium insulation.

Drainage.

Integrated thermometer with LCD screen for reading the temperature.



NEW

MODEL

Part No.	Height / Width / Depth Interior cm			Height / Width / Depth Exterior cm			Capacity litres without gel	Capacidad litres with gel	Weight without gel Kg	Weight with gel Kg
5601057	25	33	17	32	39	27	14	4,2	4,5	9,8

COMECTA Sealer "305-C"



FEATURES

Sealer for any type of thermo-plastic material up to 0.4 mm thickness.
 Easy to use: Pressure and release.
 Manual cutting by slip cutting edge.
 Energy saving system by a micro-switch, activated only when the sealing arm is in place.
 Heat impulse for only 0.2 to 1.3 seconds.
 Time control according to the thickness of plastics to be seal.
 A LED and audible beep are activated when the seal is complete.



MODEL

Part No.	Seal Width mm	Maximum seal length mm	Maximum plastic thickness mm	Seal time seconds	Height / Width / Depth (exterior) cm	Power W	Weight Kg
5800042	5	300	0.4	of 0.2 to 1.3	19 48 8.2	1100	5.2

Supplied complete with 2 heaters, 2 PTFE heater covers and cutting blade.

ADDITIONAL SPARES: Maintenance kit 305-C: 2 heaters, 2 PTFE heater covers and cutting blade Part No. **5800044**

COMECTA Sealer "455" HIGH THROUGHPUT SEALER.

FEATURES

Ideal for large size samples.
 Sealer for any type of thermo-plastic material up to 0.8 mm thickness.
 Easy to use by pressing a foot pedal which enables to have the hands free in order to manipulate the bag.
 Includes a platform of 45 cm wide x 12 cm depth to support the sample. This platform is adjustable in height up to 19.5 mm to adapt different volumes.
 Energy saving system by a micro-switch, activated only when the sealing arm is in place.
 Heat impulse for only 0.2 to 2.2 seconds.
 Time control according to the thickness of plastics to be seal.
 A LED and audible beep are activated when the seal is complete.
 Replaceable PTFE anti stick coated heaters.
 The pressure of the pedal can be adjusted.
 Includes a recoil mains cable at the back of the unit.
 All metal robust construction.
 Adjustable base level.



MODEL

Part No.	Seal Width mm	Maximum seal length mm	Maximum plastic thickness mm	Seal time, seconds	Height / Width / Depth (exterior) cm	Power W	Weight Kg
5800047	5	450	0.8	of 0.2 to 2.2	90 54 38	1000	29

Supplied complete with 2 heaters and a fuse.

ADDITIONAL SPARES: Maintenance kit 455: 2 heaters and fuse. Part No. **5800049**

COMECTA Portable sealer "150-C"

FEATURES

Plastic sealer, PE, PP and thermoplastic material such as cellophane, Aluminium covered paper and craft paper up to 0.6 mm thickness.
 Easy to use pressure clamp.
 Parallel seal for both sides of the bag.
 Superior heaters covered in PTFE that produces a parallel hermetic seal.
 Two temperature selection switch 120 °C and 180 °C



MODEL

Part No.	Seal Width mm	Maximum seal length mm	Maximum plastic thickness mm	Height / Width / Depth (exterior) cm	Power W	Weight Kg
5800038	14	150	0.6	9 17 18	50	0.6



Vacuum sealer "Sealcom-V"

OPTIMUM QUALITY SEAL AND PRESERVATION.
SUITABLE FOR SEALING SOLIDS AND LIQUIDS.

APPLICATIONS

Vacuum seal for any type of thermoplastic material: polyethylene, polypropylene, polyester, aluminium etc. Ideal for sealing solids, liquids, powders, granules, seeds, fruit, food, medical apparatus, forensics, chemical products, sludge samples, mud, cores, etc. Prevents the oxidation, mould and decomposition. Prolongs the quality, durability and freshness of items to be stored.

FEATURES

Bench top. Stainless steel AISI 304 robust construction with transparent lid.
Easy to use and program. After closing the door the complete process is automatic.
Operates using a oil vacuum pump (type AV-30 or N32).

CONTROL PANEL

Vacuum gauge with scale 0 to -0.1 Mpa.
Sealer temperature adjustment, high, medium or low.
Push button emergency stop.
LED indicator of operation.
Digital selection and display of the following parameters:
- Vacuum time 0-99 seconds.
- Seal time 0 to 9.9 seconds
- Discharge time 0 to 9.9 seconds



MODEL	Part No.	Seal Width mm	Max. seal length mm	Pump rate m ³ /h	Vacuum limit Mpa	Height / Width / Depth (usable) cm	Height / Width / Depth o (exterior) cm	Power W	Weight Kg
SEALCOM-V	4100050	10	260	10	-0.1	5 28 39	36 35 52	370	35

Supplied with a maintenance kit that includes 2 heaters, 3 PTFE heater covers. 1 lid seal and a 250 ml bottle of oil.

ADDITIONAL SPARES

Maintenance kit for Sealcom-V: 2 heaters, 3 PTFE heater covers. 1 lid seal. Part No. 4100051
Vacuum pump oil: 1 litre bottle (Type AV-30). Part No. 4100052



Bag sealer "S-400-B"

SUITABLE FOR POLYPROPYLENE-POLYESTER STERILIZING BAGS WITH A PAPER BASE.

FEATURES

Metal epoxy covered case.
Pressure sealer. Manual cut.

CONTROL PANELS

Illuminated mains switch.
Lamp "ON" when the thermostat has reached the pre-set working temperature.

MODEL

Part No.	Seal Width mm	Maximum seal length mm	Height / Width / Depth (exterior) cm	Power W	Weight Kg
4100047	12	300	12 35 21	100	4,8

SEALING MACHINE ACCESSORIES

Rolls of paper for sterilisation "Polisteril"

Paper base polypropylene and polyester bags showing differing ink prints of sterilized items.

Part No.	Bag width cm	Bag length m
4100075	7,5	100
4100100	10	100
4100200	20	100



SEE A FULL RANGE OF BAG SEALERS FOR STERILIZATION AND ACCESSORIES ON PAGE 68 AND 69

Automatic bag sealer
"Seal-Com 2". Part No: 4100044



Bag sealer
"Seal-1000". Part No: 4101712



INSTRUMENTS FOR BIOLOGIE AND HISTOLOGIE



RECTANGULAR HOTPLATE "PLACFIN"



KOLLE MANDLES LOOPS
Infrared sterilizers.



LABORATORY LIGHT




PIPETTE DISPENSERS AND
AUTOMATIC DISPENSERS



PARAFFIN WAX FLOATING BATHS



BLOOD AND CELL COUNTERS



COLONY COUNTERS

Instruments for dissection and slide boxes

pages 213 to 216

Magnifier screen

page 216

Hand microtome

page 216

Wax dispenser and paraffin wax floating

page 217

Cooling plates and baths

pages 217 to 219

Stackable anatomy - Histology

page 219

Dispensing pipettes

pages 220 to 222

Digital counter for blood and colony counter

pages 223 to 224

Ultraviolet sterilizer and westergren supports

page 224

*"Work is the law of life, and to reject it as boredom is to submit to it as torment."
Victor Hugo*



LABORATORY SCISSORS

Made of AISI 410 stainless steel.

1 Scissors universal "Multi purpose" with a serrated/notched blade.

Suitable for cutting hard plastic, cardboard and soft wire etc.

Part No. **1001468** Cut length 50 mm. Total length 180 mm.

2 Large laboratory scissors.

Part No. **1001469** Cut length 100 mm. Total length 250 mm.

3 Multipurpose straight scissors, general use and bandages.

Part No. **1001470** Cut length 50 mm. Total length 140 mm.

4 Multipurpose scissors, general use and bandages.

Part No. **1000806** Cut length 40 mm. Total length 145 mm.

5 Dissection scissors.

Part No. **1000807** Cut length 35 mm. Total length 125 mm.

6 Mini dissection scissors.

Part No. **1001471** Cut length 25 mm. Total length 110 mm.

7 Flat scissors with serrated safety lock, ideal for laminates, negatives and chromatography.

Part No. **1001472** Flat length 40 mm. Total length 160 mm.



DISSECTION NEEDLES

Plastic handled, AISI 304 stainless steel needle.

Part No.	Point	Total length
1000431	Lancet	140 mm
1000275	Fine	140 mm



DISSECTION NEEDLES

Hexagonal metallic handle with a AISI 304 stainless steel needle.

Part No.	Point	Total length
1001359	Lancet	40 mm
1001360	Fine	140 mm



SCALPEL HANDLE No. 4

Made of AISI 304 stainless steel, comes with three sterile blades No. 20, 22 and 23.

Part No. **1001361**

Spares:

Part No.

1001362 10 sterile blades n° 20

1001363 10 sterile blades n° 22

1001364 10 sterile blades n° 23



ANATOMY SCALPEL

Made of AISI 304 stainless steel. Blade length: 35 mm.

Part No. **1000809**

FORCEPS RING SHAPED TIP

AISI 304 stainless steel forceps for picking up swabs and textiles etc.

Part No. **1001192**



DISSECTION KIT

Model Student.

Contains: 1 fine point probe, 1 lancet probe, 1 blunt end forceps, 1 fine tip forceps, 1 scalpel handle n° 4, 3 sterile blades for scalpel handle n° 4, 1 scissors, 1 magnifying glass, 1 style probe, 1 scalpel.

Part No. **1001365**



DISSECTION KIT

Wooden box.

Contents: 1 fine needle, 1 lancet needle, 1 dissection forceps blunt end, 1 forceps fine point, 1 scalpel handle n° 4 with 3 sterile blades Nos. 20, 22 & 23, 1 scalpel and 1 scissors.

Part No. **1001152**



DISSECTING FORCEPS AND GENERAL LABORATORY USE

Made of AISI 304 stainless steel with electro-bright finish.

Type	Description	Total length	Part No.
1	Dissecting Straight forceps round tips	140 mm	1000580
2	Dissecting Straight forceps fine tips	140 mm	1000801
3	Dissecting curved forceps round tips	140 mm	1000865
4	Dissecting curved forceps fine tips	140 mm	1000864

5	Sprung straight forceps with curved fine tips with wood laminate sides	160 mm	1001190
6	Forceps straight serrated fine point, with wood laminate sides.	160 mm	1001189
7	Laboratory forceps curved point	160 mm	6000128
8	Laboratory forceps fine point	120 mm	1001191




KOLLE HANDLES

Nickel metal handle with loop end of Ni-Cr.
Handle length: 43 mm. Internal loop Ø: 3 mm.

Part No.

1000033 ABS handle. Handle length: 200 mm.


1000488 "Pasteur", with metal handle. Handle length: 290 mm.



STERILE CULTURE LOOPS

Disposable flexible polystyrene culture handle, one loop and one pointed end.

Part No.	Capacity	Colour	internal loop Ø	In packets of
1000866	1 µl	green	1 mm	20 units
1000867	10 µl	blue	4 mm	20 units



1. CULTURE LOOP FOR KOLLE HANDLE

Loop end.
Handle length: 43 mm. Loop Ø: 3 mm.
Part No.

1000013 Made of Ni-Cr.

1000014 Made of Platinum iridium (10% iridium).

2. NEEDLE FOR KOLLE HANDLE

Made of Ni-Cr.

Part No. **1000802**

3. LANCET TIP FOR KOLLE HANDLE

Made of Ni-Cr. Total long: 50 mm.

Part No. **1000803**



STAND

Support rack for Kolle handles dissection needles made of hardened methacrylate.

Capacity: 6 places.

Part No. **1000903**



INFRARED TIP STERILIZER "STERILBIO"

Applications

Sterilization of culture tips, needles and small instruments. Incinerates organic material at 900 °C for 5/8 seconds.

Features

Made from ceramic elements with a quality quartz tube interior.

Does not need purged oxygen and can be used in anaerobic environments.

Eliminates problems of aerosols and bacterial contamination.

Support at the side for 4 Kolle handles, needles, lancet or dissecting forceps etc.

Model

Part No.	Height/Width/Depth (exterior) cm			Ø/Length (tube interior) cm		Power W	Weight Kg
3000788	20	13	18	1.4	15	110	1.5



BUNSEN J3000 BLUE UNIVERSAL

For Butane gas. Instant safety flame push button ignition incorporating a LOCK/ON mechanism that prevents accidental fires, Unit switches off when the users hand is removed. Regulation of flame intensity and flame color. Gas fill by a simple lighter gas fuel as used common gas lighters. Long life flint. Power by a 1.5 V battery. Flame temperature: 1300 °C.

APPLICATIONS

Microbiology, bacteriology, dentistry and for general use where a fine hot flame is required for fast heat and fusion.

Part No. **1001134**



GLASS SLIDES

Slides, unground of 26 x 76 x 1.5 mm thickness.

Box of 72 units.

Part No. **5600400**

Slides of 26 x 76 x 1.5 mm with ground end of 26 x 20 mm for writing.

Box of 72 units.

Part No. **5600399**

Cover slide of 18 x 18 mm.

Box of 100 units.

Part No. **5600396**

Cover glass of 22 x 22 mm.

Box of 100 units.

Part No. **5600397**

Cover glass of 24 x 24 mm.

Box of 100 units.

Part No. **5600398**




SLIDE DISPENSER

Made of ABS plastic with a transparent polycarbonate lid. With single slide manual extraction.

Capacity 50 slides of 76 x 26 mm.

Part No. **1001366**



SLIDE SUPPORT RACK, FOR 26 x 76 mm SLIDES

Made from ABS plastic with transparent polycarbonate lid. Holds 100 slides in a vertical position, with numbered guides and index table.

Part No. **1001367**



FORCEPS FOR LIFTING SLIDES

Made of AISI 304 stainless steel, with flat jaws.

Length: 105 mm. Suitable for lifting, slides, watch glass or small flat object.

Part No. **1000105**



RECTANGULAR HOTPLATE "PLACFIN"

Adjustable temperature from ambient+5 °C to 130 °C.

Stability ± 3 °C. Not suitable for boiling.

Coated with chemically treated aluminium, enamelled outer case.

Part No.	Width/Depth (plate) cm	Height/Width/Depth (exterior) cm	Power W	Weight Kg
7000497	23 22	8 22 30	1500	3.7

ACCESSORY: Slide support rack for Placfin

"Placfin" slide support adapter.

Made of AISI 304 stainless steel. Capacity: up to 18 slide of 76 x 25 mm (in a horizontal or inclined position).

Part No. **7000498**



SLIDE STAINING STAND

Extendible and made of AISI 304 stainless steel. Fits tanks and trays up to 50 cm in length. Capacity 12 to 14 slides inclined at an angle.

Part No. **6000904**

ACCESSORY: Long rectangular instrument tray.

Made from AISI 304 stainless steel, 350mm long x 150mm wide.

Part No. **8080207**



LABORATORY LIGHT "LABOR-LAM"

Used for the classification and manipulation of blood images of; anti serum transparencies, albumin control, RH tests, colony counting, micro examination, colloidal rings, observation of precipitates, acid and oil filters etc. Swivel accessory for bench or wall mount bracket. Light: white light with diffusing methacrylate screen. Temperature 30 °C to 35 °C on the screen surface. Screen light: 300 mm long x 85 mm wide. External dimensions: 320 mm long x 130 mm wide x 55 mm high. Power: 8 W.

Part No. **3000438**

ACCESSORY: Table top support. Swivel type. Part No. **7000483**



STORAGE BOX FOR 26 x 76 mm SLIDES

Made of white ABS with a hinge lid and catch, numbered slots for slides and a cork base. An index for slide identification is placed inside the lid. Part No. **1001371** for 100 slides



SLIDE BOXES

Holds 5 slides, made of polypropylene. Ideal for personal use. Dimensions: 82 mm long x 30 mm wide.

Part No. **1000869**



Hand microtome

Cylindrical hand microtome, that can achieve a minimum cut of 10 µm, using a manual advanced mechanism.

External milled knob with a micrometer scale of 50 divisions of 10 µm.

Maximum sample section of 20 mm.

Precise internal sample holder with a maximum aperture of 8 mm.

Part No. **5900019**

Supplied complete with a carry case, dissection forceps, blade and a 5 mm thick glass base.




SLIDE BOX FOR STORING 26 x 76 mm SLIDES

PVC base, colour white, with numbered dividers.

Index in the lid interior.

Part No. **1052050** for 50 slides

Part No. **1052100** for 100 slides



STORAGE BOX FOR SLIDES OF 26 x 76 mm

Made of polystyrene with numbered slots and index in the lid.

Part No. **1001368** for 25 slides

Part No. **1001369** for 50 slides

Part No. **1001370** for 100 slides



EPS SLIDE HOLDER FOR 5 SLIDES

Polystyrene slide holder designed for transporting and preservation of samples and the mailing of slides with safety, such as blood samples, serum and section samples. System of 5 divided sections to prevent rubbing against each other in transit. Up to 10 slides (75 x 24mm). A fitted lid holds the slides in place.

Dimensions: 53 mm height x 100 mm long x 63 mm deep.

Part No. **1001717** Packs of 25 units





Cooling plate "Plac-Center"

DIGITAL DISPLAY WITH ANALOGUE TEMPERATURE CONTROLLER.
ADJUSTABLE TEMPERATURES FROM -10 TO 5 °C.

APPLICATIONS

Designed to keep material in a solid state.

FEATURES

External case made of AISI 304 stainless steel. Cooling plate made of black anodised aluminium.
Anti vibration, hermetically sealed CFC free compressor.

CONTROL PANEL

Illuminated Mains ON/OFF switch.
Analogue electronic temperature control with digital display (2 digits).
Resolution: ± 1 digit.
Temperature probe: PTC.

MODEL

Part No.	Width/Depth (plate) cm	Height/Width/Depth (exterior) cm	Power HP	Power W	Weight Kg
4000501	30 15	27 33 50	1/3	160	15



Wax dispenser "Dispenser"

ADJUSTABLE TEMPERATURE FROM AMBIENT +5 TO 100 °C.
STABILITY ± 1.5 °C.

FEATURES

External metal case coated with epoxy. Internal tank made of aluminium coated with black indelible PTFE. Independently heated tap.

CONTROL PANEL

Illuminated Mains switch.
Indicator lamp shows when the heater is on.
Adjustable temperature thermostat controller.
Adjustable tap temperature controller.

MODEL

Part No.	Capacity litres	\emptyset / Height (usable) cm	\emptyset / Height (exterior) cm	Power W	Weight Kg
4000490	4	20 15	28 30	400	5



Paraffin wax floating out bath for histology samples "Termofin"

ADJUSTABLE TEMPERATURE FROM 40 °C TO 80 °C. STABILITY ± 1 °C.

APPLICATIONS

Suitable for the fusion and preservation of paraffin wax in a liquid state that enables the users to see the floated sections.

FEATURES

Bath and lid made of black PTFE. coated aluminium with a location hole in the lid for a thermometer.

CONTROL PANEL

Mains ON/OFF switch. Adjustable temperature thermostat synchronised with an indicator lamp while heating.

MODEL

Part No.	Capacity litres	\emptyset / Height (usable) cm	\emptyset / Height (exterior) cm	Power W	Weight Kg
3000459	4	25 10	34 14	430	2.3

Supplied complete with lid and thermometer.

ACCESSORY

Thermometer support (can only be used without the lid).
Part No. **6004591**

PTFE coated lid





Staining tanks "Colour Com" made from glass.



Staining tank with screw cap hermetically sealed lid.

STAINING TANK

Part No.	Type	Height / Width / Depth (exterior) mm	Slide quantity	Applications
1001138	1	85 105 70	10 of 76 x 26 mm	Tank with lid, requires rack No. 2 that is placed inside.
1001139	2	30 90 48	10 of 76 x 26 mm	Tank rack, bottomless, submerge in No.1 tank.
1001140	3	105 60 55	16 of 76 x 26 mm	Hellendahl vertical tank with lid.
1001141	4	50 85 70	10 of 76 x 26 mm	Horizontal staining tank with lid.
1001142	5	105 45 45	10 of 76 x 26 mm	Coplin, vertical staining tank with lid.
1001352	6	110 56 56	10 of 76 x 26 mm	Coplin, staining tank made of polyethylene with lid.



1. ANGLE FORM MOULDS

For paraffin wax covers.

Supplied as two separate angular plates made of AISI 304 stainless steel.

Part No.	Height / Width / Depth (usable mould) mm	Part No.	Height / Width / Depth (usable mould) mm
6051622	14 22 44	6051645	20 45 85
6051635	20 35 65	6051690	25 90 150

2. ROUND INSERT MOULDS

Made of perforated AISI 304 stainless steel with lid.

Part No.	Ø mm	Height mm
1051837	37	8



Cooling bath "Refricub"

ELECTRONIC CONTROL WITH DIGITAL DISPLAY
ADJUSTABLE TEMPERATURE DOWN TO -25 °C.

APPLICATIONS

Suitable for maintaining paraffin wax and waxes in a solid form for long periods of time, etc.

FEATURES

Temperature homogeneity: ± 2 °C.

Precision of temperature controller: 1 °C.

External case made of epoxy covered metal with AISI 304 stainless steel tank and top.

An anti vibration hermetically sealed CFC free compressor is mounted in the base of the unit, supplied with ventilated evaporator, regulating valve and condenser.

CONTROL PANEL

Illuminated mains indicator switch.

Electronic controller for temperature with two digit digital display with a resolution of: ± 1 digit. PTC probe.

Part No.	Capacity litres	Height/Width/Depth (tank) cm	Height/Width/Depth (exterior) cm	Power HP	Power W	Weight Kg
4100519	18	20 30 31	80 46 44	3/8	350	22





Chromatography tanks

APPLICATIONS

For quantitative analysis. Useful for storing and protecting the plates by means of the hermetic upper lid.

FEATURES

Made of heavy thick glass, with a flat bottom, ground rims with rounded edges. Solid glass rectangular lid, smooth base with ground edges to make an air tight fit tank. Rectangular glass lid with handle, smooth base and ground surface for hermetically sealed closure with the tank.

MODELS	Part No.	Heigh/Width/Depth mm	N° of plates	With Lid
MINICROM	1001162	139 135 80	1	Yes
CROMACROM	1001163	240 236 118	1	Yes
MULTICROM	1001164	240 236 118	5	Yes

The model MULTICROM has 5 plate slots to maintain the plate upright.



Stackable Anatomy - Histology sample storage chest

FEATURES

Manufactured in steel epoxy coated. Resistant to corrosive atmospheres.

STACKABLE MODULAR SYSTEM

Cabinet for storing slides.

Complete with 14 drawers for slides of 26 x 76 mm.

Drawer capacity: 350 slides.

Part No. **1052014**

Cabinet for storing transparencies.

Complete with 7 drawers for transparencies of 50 x 60 mm.

Drawer capacity: 230 transparencies.

Part No. **1005207**

Cabinet for storing paraffin wax mounted samples.

Complete with 10 drawers.

Part No. **1052010**


MODELS

Part No.	Height / Width / Depth (usable) cm			Height / Width / Depth (exterior) cm			Weight Kg
1052014	9	2.6	45	14	48	48	9.5
1005207	7.2	5.8	47	12	48	48	6.5
1052010	2.6	43.5	47	34.5	48	48	18.5

Base and lid units

Mounted on the top or as a support base. Fits the individual modules to form distinct user definable cabinets.

Part No.		Height / Width / Depth (external) cm			Weight Kg
1005208	Base	5,5	48	48	2,5
1005209	Lid	5,5	48	48	2,5



FEATURES

Fixed volume pipettes from 1 to 1000 µl, model dependent.
Simple and easy to use.
Discard tip ejection for all models.
Comes complete with calibration tool.

MODELS	Part No.	Capacity µl	Accuracy %	Precision %
Dispen-Fix	5904009	5	±2.0	< 0.8
Dispen-Fix	5904010	10	±1.6	< 0.5
Dispen-Fix	5904011	20	±1.0	< 0.3
Dispen-Fix	5904012	25	±1.0	< 0.3
Dispen-Fix	5904013	50	±0.8	< 0.3
Dispen-Fix	5904014	100	±0.8	< 0.25
Dispen-Fix	5904015	200	±0.8	< 0.15
Dispen-Fix	5904017	500	±0.8	< 0.2
Dispen-Fix	5904018	1000	±0.8	< 0.13

Variable volume dispensing pipettes "Dispen-Var"

WITH VALIDATION TEST ACCORDING TO SERIAL NUMBER.
AUTOCLAVABLE UP TO 121 °C.

FEATURES


Variable volume from 1 to 5000 µl, model dependent.
Simple and easy to use adjustable dispense volume.
Digital set volume selection.
Discard tip ejection for all models up to 1000 µl.
Comes complete with calibration tool.

MODELS	Part No.	Capacity µl	Divisions µl	Precision %
Dispen-Var	5900010	1 - 10	0.1	< 1.5 - < 0.4
Dispen-Var	5900020	2 - 20	0.1	< 1.5 - < 0.8
Dispen-Var	5900100	10 - 100	1	< 1.0 - < 0.3
Dispen-Var	5900200	20 - 200	1	< 1.0 - < 0.5
Dispen-Var	5901000	100 - 1000	10	< 0.8 - < 0.28
Dispen-Var	5905006	1000 - 5000	10	< 0.4 - < 0.2



ACCESSORIES. PIPETTE TIPS AND RACKS. Accurate and precise, made of polypropylene.

Models Nº image	Part No.	Range µl	Colour	Qty. tips x part No.	Suitable for pipette part No.	Volumes pipette µl
1	Tips 5490040	0.1- 10	Transparent	1000	5904009	5
	Rack 5490035	0.1- 10	Transparent	96	5904010	10
					5900010	1 - 10
2	Tips 5490041	2 - 20	Transparente	1000	5900020	2 - 20
	Rack 5490036	2 - 20	Transparente	96		
3					5904011	20
					5904012	25
	Tips 5490042	5 - 200	Transparent	1000	5904013	50
	Rack 5490037	5 - 200	Transparent	96	5904014	100
					5904015	200
					5900100	10 - 100
					5900200	20 - 200
					5904017	500
					5904018	1000
					5901000	100 - 1000
4	5490044	101 - 1000	Blue	1000		
	5490034	101 - 1000	Blue	96		
5	5490047	1000 - 5000	Blue	500	5905006	1000 - 5000
	5490039	1000 - 5000	Blue	500		



Pipette rack.
Made of AISI 304 stainless steel. No. of places: 6 dosing pipettes up to 28 cm in length.
Part No. 1001215



Rack for pipette tips.

Multichannel variable volume dispensing pipettes "Multi-Var 8"

NUMBER OF CHANNELS: 8.

FEATURES

Due to its excellent tips alignment, they offer a great advantage in microtiter techniques such as: agglutination, immunological radio assays, hemagglutination, antibiotic test, etc. (All models are calibrated according to DIN 12600 recommendations)

MODELS	Part No.	Tips Range µl	Nominal Volume Accuracy		Coefficient variation		Increments µl	Tips types µl
			A < ±%		Nominal volume			
			Min %	Max %	Min %	Max %		
Multi-Var 8	5905027	5-50	0.8	6	0.4	3	0.1	200
Multi-Var 8	5905028	10-100	0.8	4	0.3	2	0.2	200/300
Multi-Var 8	5905029	20-200	0.8	4	0.3	1.5	0.2	200/300

ACCESSORIES

Pipette tips rack. Part No. 5490037

Carousel support for a maximum 3 multichannel pipettes. Part No. 5490038



Repeat multi dispenser "Repette-HW"

UP TO 49 SUCCESSIVE DISPENSES WITHOUT THE NEED TO REFILL.
DISPENSING VOLUME FROM 2 µl UP TO 5000 µl.

FEATURES

Multi dispenser pipette.
Precise repeat dispenser.
Ideal for dispensing low and high viscosity liquids.
Designed for rapid dispensing.
Depending on the setting, the dispenser can discharge up to a maximum of 49 times successively, without the need to be refilled.
Accepts 8 different syringes.
Precision table using COMECTA syringes. (These values are based on a maximum volume for each pipette using distilled water at ambient temperature):

Type syringe ml	Volume doses µl	Precision nominal volume A < ±%		Variation coefficient nominal volume CV ≤ %	
		10%	2%	-10%	2%
0.5	10 - 50	0.8	4.0	0.6	1.4
1.25	25 - 125	0.8	4.0	0.3	0.8
2.5	50 - 250	0.7	3.5	0.2	0.8
5	100 - 500	0.5	2.5	0.2	0.6
12.5	250 - 1250	0.3	1.5	0.2	0.4
25	500 - 2500	0.3	1.5	0.2	0.4
50	1000 - 5000	0.3	1.5	0.15	0.4

ACCESSORIES

Steril syringes. Supplied in individual bag.

Part No.	Volume ml	Syringes x part No.
5490053	0,5	100
5490054	1,25	100
5490055	2,5	100
5490056	5	100
5490057	12,5	50
5490058	25	50
5490059	50	50

Dispense volumes from 2 µl up to 5000 µl, depending on syringe used.

Maximum viscosity per syringe is:

50 ml = 20 mPas, 5 ml = 260 mPas and 1.25 ml = 977 mPas.

Maximum pressure: 500 mbar.

Operating temperature: from 15 to 40 °C.

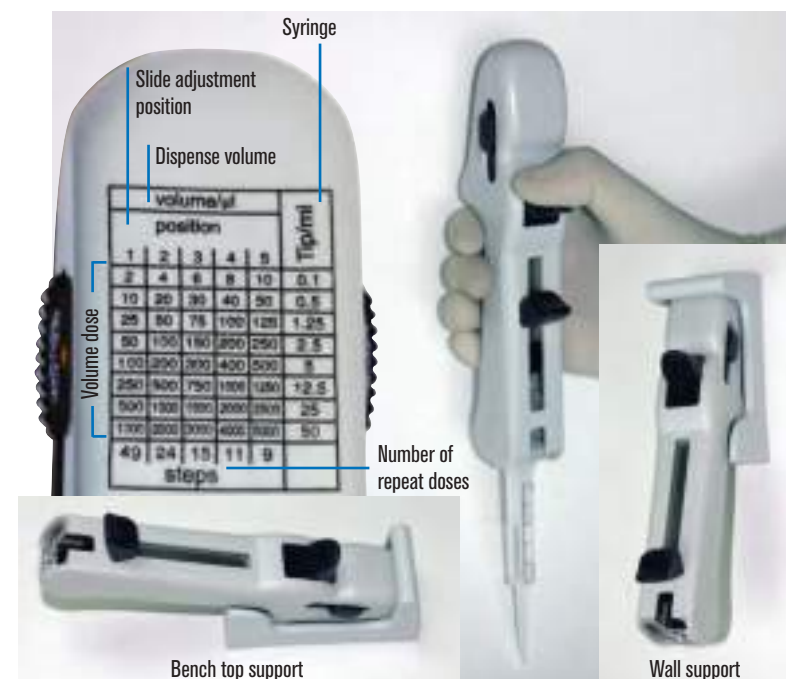
At the back of the dispenser shows a quick table reference of the volume and dose, that shows the repeatable dose from the syringe to be used and the correct slide position.

Includes an easy to locate wall or bench support.

Supplied complete with a 5 ml syringe and an autoclavable PP adapter for 25 and 50 ml syringes.

Repeat multi dispenser "Repette HW".

Part No. 5490050



SPARE

8	5490060	Adapter made from PP for 25 and 50 ml syringes
---	---------	--

Motorized pipette dispenser “Rota-Filler 3000®”

FOR ANY KIND OF PIPETTES FROM 1 TO 100 ML.



FEATURES

Three positions switch for fast or slow aspiration and dispensation or gravitational dispensation for free dispensing.

The pressure over the ergonomic bulbs allows modulation, speed control of aspiration and dispensation.

It is supplied with a couple of 0,45 µm filter by default for an effective protection against contaminated air either of the equipment during aspiration or of the sample during dispensation.

Two rechargeable and interchangeable batteries.

Low-battery light indicator signal.

Can be used while recharging.

TECHNICAL DATA

Charger of 65/12 mA. Charge time: 14 hours.

Weight: 215 g.

Dimensions: 170 height x 47 width x 143 length mm.

Pipettes: from 1 to 100 ml (glass and plastic).


Motorized pipette dispenser “Rota-Filler 300®”.

Part no: **5900700**

COMPLEMENT

5 hydrophobe filters pack of 0,45 µm.

Part no: **5900701**



Manual pipette dispenser “Pipet”

FOR ANY KIND OF PIPETTES FROM 1 TO 100 ML.

FEATURES

Ergonomic, comfortable, solid, lightweight and ease of use.

It has been designed with an ultracompressor silicone bulb that provides a soft manual control of the pipette, either in aspiration or dispensation.

Once the bulb is squeezed, control with the toggle both speeds, the aspiration and dispensation one. Push the middle button to expel blowing-out any liquid remaining in the pipette. 0,45 µm .

Measure: 25 mm Ø.

Weight: 130 g.

Manual pipette dispenser “Pipet”. Part no **5900800**

COMPLEMENT

5 hydrophobe filters pack of 0,45 µm.

Part no: **5900801**



Measuring range “COM-PIP”

FEATURES

Made of polypropylene with silicon joints, for volumes up to 25 ml. Precise and safe, ergonomic design that allows filling and emptying without having to change the setting. Flexible thermoplastic seal against any type of burette. A button on the side empties the burette automatically. Easily dismantled and cleaned.

Part No.	Capacity	Identification colour
1001131	0 to 2 ml	Blue
1001132	0 to 10 ml	Green
1001133	0 to 25 ml	Red



PIPETTE RACK “COM-PIP”

Made from AISI 304 stainless steel. Capacity 6 pipettes of differing sizes. Part No. **1001702**



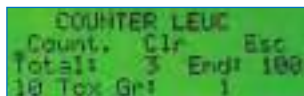


Digital cell counter for blood components "CC-1431"



FEATURES

- Designed for any type of cell or type counting and blood analysis.
- Languages: Spanish, English and French.
- Operating menu displayed on the screen, 4 LCD lines of 20 characters per line.
- Visualization of data can be displayed as partial, total, and absolute or percentage of key strokes.
- Possibility to correct the last count.
- Memorizes the last pulsed count and identifies it on the screen.
- Audible pulse control when the key is pulsed, advises when the count limit is reached.
- Up to 14 separate key inputs per program.
- Power: 12 V. Includes mains adapter.
- USB interface for download of results to a computer.
- Includes software for PC with the following parameters: Patient Number, Laboratory name, Date, Hour, Comments and comparison of previous results after treatment.



FOUR PROGRAMS INCLUDED:

LEUC (leukocytes)

- Leukocyte count.
- 14 different cell types.
- 3 Keys for counts that are not used in the final count: («11. Normo» «12. Tox Gr» «14. Ery»).
- Total cell count (at the end of counting) selectable from 100 to 1000 in steps of 100.

MYEL (myelocytes)

- Myelocytes count.
- 14 different cell types that accumulate to the total count.
- Total cell count selectable from 100 to 1000 in steps of 100.

RETI (reticulocytes/erythrocytes)

- Reticulocytes count.
- No. of cells by configurable view from 50 to 250.
- 1 Key for reticulocyte fields.
- 1 Key for erythrocytes that are not included in the final count.
- Total (end of count) fixed at 1000.

FREE (program, customer set)

- Configurable count.
- Each key can be activated or deactivated for the count.
- Total cell count (at the end of counting) selectable from 100 to 1000 in steps of 100.

KEYS

Two control keys:

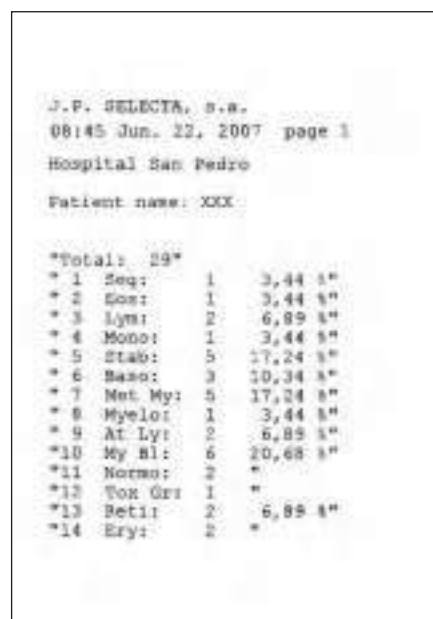
- SELECT: choose one program or one option.
- ENTER: accept the option choose.

14 Keys for different cell types:

- Seg: Segments or granulocytes.
- Eos: Eosinocytes.
- Lym: Linfocytes.
- Mono: Monocytes.
- Stab: Bands.
- Baso: Basocytes.
- Met My: Metamielococytes.
- Myelo: MieloBlasts.
- At Ly: Linfocytes untypical.
- My Bi: Mielocytes Binucleads.
- Normo: NormoBlasts.
- Tox. Gr.: Granulocytes toxic.
- Reti: Reticulocytes.
- Ery: Eritrocytes / EritoBlasts.

MODEL

Part No.	Height / Width / Depth cm	Power W	Weight Kg
7121431	7 15 22	6	0.6



Report.



Software download and report.



Colony counter "Digital S"

FOR PETRI DISH OF UP TO 100 mm DIAMETER.
LED ILLUMINATION.

NEW
DESIGN

APPLICATIONS

Molecular Biology, Genetics and microbiology.

FEATURES

The unit records each pulsed colony count on the digital screen to a total of 999 counts. Pressure to count can be made by any way (pencil, or pen tip etc.). Epoxy coated casing. Reversible interior background part in white or black. Steady, (glare free) LED illumination, clear and wide view visibility. Removable plates for housing varying sizes of Petri dishes. Location for reversible contrast plates. Magnifying glass X2 with adjustable height and rotation support

CONTROL PANEL

Mains switch.
Numerical digital display: 3 digits.
Audible confirmation beep for each count. Zero reset button. RESET.

MODEL

Part No.	Ø of magnifying glass cm	Magnification	Height / Width / Depth (exterior) cm	Power W	Weight Kg
4905002	12.5	2x	25 23 30	20	3.5

Supplied complete with Wolffhuegel disc.

ACCESSORY

5 Wolffhuegel discs.
Part No. **4905001**



Bench top ultraviolet radiation sterilizer

Fast destruction of germs by U.V. radiation based on the principle that albuminoid bodies absorb energy that which prevents germination and reproduction of the bacteria. Suitable for destroying: bacteria, virus, spores, yeast and mildew.

FEATURES

Main body made of expanded polystyrene, with a polished AISI 304 stainless steel tray that reflects the U.V. radiation and a protective smoke coloured methacrylate top that allows the samples to be seen and at the same time, it is opaque to U.V. light. U.V. Wave length: U.V. 2537 Angstroms. U.V. lamp life span: 5000 hours approx.

CONTROL PANEL

Illuminated Mains switch.
To prevent accidental sight or skin damage a safety micro-switch that cuts off the power if the U.V. protective cover is removed.

MODEL

Part No.	Height/Width/Depth (interior) cm	Height/Width/Depth (exterior) cm	Power W	Weight Kg
3000416	7 to 9 50 20	17 57 38	15	7.5



SPARE

Germicidal tube. Part No. **0022113**



Westergren sedimentation pipette support stand

Sedimentation tube support stand.
Made of AISI 304 stainless steel.
Supports pipettes with a replaceable vial type rubber plug. Easy to clean.
Sectioned, tilted, 45 °C front panel scribble board for notes.
Designed so that the tubes can be mounted only with one hand.
Part No.

1000093 Three Place.

1000096 Six place.

1000912 Twelve place.





HEATING MANTLES

Two position heating	page	227
Heating mantles with digital electronic regulation	page	228
Heating mantels made with a double woven mineral wool	page	229
Banks of heating mantles for Kjeldahl and soxhlet	page	230
Flexible heatings	page	231

HOT PLATES

Round hotplates	pages	232 to 234
Ceramic top hotplates	page	233
Rectangular hotplates	pages	234 to 235
Bank of circular hotplates and for kjeldahl and soxhlet	page	236

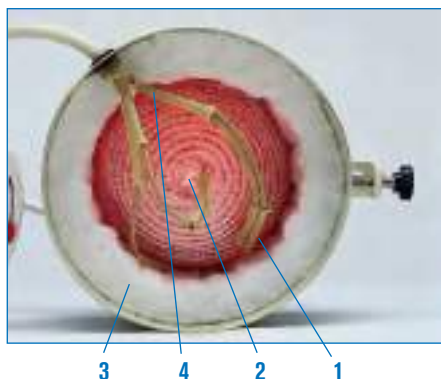
"The first requisite for success is the ability to apply your physical and mental energies to one problem incessantly without growing weary."
 Thomas Edison



HEATING MANTLES FOR FLASKS

SAFETY:

FOLLOWING CE STANDARDS, IN THE CASE OF LIQUID SPILLS AN EARTH WIRE IS WOVEN INTO THE MANTLE TO PREVENT ELECTRIC SHOCKS.



COMMON FEATURES

1. Hand woven mineral wool with flexible braiding, which adapts snugly around the flask, with drain hole, replaceable .
 2. The heating element is distributed homogeneously throughout the mantle. Connectors and cables are protected by mineral fibre tubes. Efficient low power consumption of 1 w/cm². Maximum mantle temperature of 400 °C.
 3. Double walled fibre wool thermally insulated casing.
 4. Pure Nickel connection terminals protected by mineral fibre tubing that prevent the deterioration of the contact due to high temperature.
- Support for retort bar.

APPLICATIONS

For digestion distillation, extraction, evaporation and boiling processes.



MODELS SELECTION SUMMARY TABLE

Capacity ml	Ø flask mm	Fibroman C 2 positions	Fibroman D Woven	Fibroman O Funnel hole	Agiman Woven	Fibroman HT-W Electronic regulator	Micro for Kjeldahl banks	No. Places	For Kjeldahl/Soxhlet banks	No. Places
100	65	3003141	-	-	-	3031470	6014204	4	-	-
100	65	-	-	-	-	-	6014206	6	-	-
250	83	3003142	3004192	-	3000447	3031471	-	-	-	-
500	102	3003145	3004195	-	3000448	3031472	-	-	6003294	4
500	102	-	-	-	-	-	-	-	6003296	6
1000	132	3031410	3041910	3049110	3000449	3031473	-	-	-	-
2000	164	3031420	3041920	3049120	3000450	3031474	-	-	-	-
3000	190	3031430	-	-	-	-	-	-	-	-
5000	222	3031450	-	3049150	-	-	-	-	-	-
10000	290	3314100	-	3491100	-	-	-	-	-	-
20000	365	3314200	-	3491200	-	-	-	-	-	-



Heating mantle for flasks "Fibroman-C"

DUAL HEATING POWER. TEMPERATURES UP TO 400 °C.

With power heating switch selector

FEATURES

Two position isolated rocker switch heating control with power on indicator lamp.

TECHNICAL DESCRIPTION

- DUR ALLOY aluminium exterior case with epoxy coating.
- Suspended mineral wool woven heating mantle.
- Heating element homogeneously distributed throughout the woven mantle.
- Thermally insulated case, mineral wool fibre insulation.
- Nickel connectors.
- Retort stand clamp at the back of the unit.
- To prevent breakage or spills a drain hole is provided at the bottom of the mantle.
- Safety earth connection.

MODELS

Part No.	Flask capacity ml	Flask Ø approx. mm	Ø / Height (exterior) cm		Power W	Weight Kg
3003141	100	65	16	11	130	1
3003142	250	83	18	11	130	1,1
3003145	500	102	20	12	270	1,2
3031410	1000	132	22	13,5	410	1,4
3031420	2000	170	26	14	530	2
3031430	3000	190	29	18	620	2,2
3031450	5000	222	33	19	840	3,2
3314100	10000	290	38	22	2250	4,7
3314200*	20000	365	48	26	2300	11

* The mantle part no. 3314200 supplied without the 2 position controller and switch. See Accessories on (page 30) and Regulators and controllers (pages 293 and 294).



CROSS SECTION OF HEATED FLASKS




Position I
50% power output.



Position II
100% power output.

ACCESSORY



Support bar Dur-Aluminium of
12 Ø x 700 mm long.
Part No. **6000270**





Heating mantles for flasks "Fibroman HT-W"

FOR ADJUSTABLE TEMPERATURES FROM AMBIENT +5 °C TO 400 °C.

STABILITY $\pm 0,5$ TO 1 °C ACCORDING TO TEMPERATURE.

ELECTRONIC REGULATION OF TEMPERATURE WITH DOUBLE SCREEN TO SHOW THE PRESENT TEMPERATURE AND THE PROGRAMMED ONE.

Maximum precision in temperature control and energy saving

Includes "TC" temperature sensor, conectable to case directly



FEATURES

External case made of AISI 304 stainless steel.
Heating elements homogeneously distributed inside of the mineral wool woven and thermically insulated.
Pure nickel connection terminals.
Temperature control system by inner thermocouple.
TC probe connector included in the equipment for the liquid temperature control inside the flask.
Device to hold support bar.

CONTROL PANEL

On / Off switch.
Digital display indicating set and real temperature.
Heating operating led.
Push button ▲ increase temperature.
Push button ▼ decrease temperature.
Side: TC probe connector for the liquid real temperature.



Device that allows to hold the rod has supported.

MODELS

Part No.	Flask Capacity ml	Ø Flask mm	Height / Width / Depth (exterior) cm	Ø Sensor TC mm	Lenght mm	Stability °C	Power W	Weight Kg
3031470	100	65 to 67	13 22 26	4	170	± 0.5 to 1	130	1,5
3031471	250	83 to 87	13 26 29	4	170	± 0.5 to 1	216	3
3031472	500	102 to 105	13 26 29	4	170	± 0.5 to 1	220	3,5
3031473	1000	132 to 139	14 30 33	4	170	± 0.5 to 1	500	4
3031474	2000	164 to 170	16 31 34	4	200	± 0.5 to 1	760	5

Note: the heating mantles are supplied with TC probe connected to the case.

ACCESSORIES



Support bar Dur-Aluminium, 12 mm Ø x 700 mm long.
Part No. 6000270



Double bosshead.
Part No. 1000069



Spring clamp to hold thermometers.
Part No. 7000025



Clamp to support and hold condensers or other glassware.
Part No. 7000161



Heating mantle for flasks “Fibroman-D”

FEATURES

Soft mantle made with a double woven mineral wool. A mains switch and safety earth are also fitted. The mantle can be supported by a retort ring or tripod stand.

MODELS

Part No.	Flask capacity ml	Ø / Height (exterior) cm		Power W	Weight Kg
3004192	250	15	6.5	130	0.8
3004195	500	17	7	270	0.9
3041910	1000	20	8.5	410	1
3041920	2000	24	11	530	1.5

See accessories (page 230) and controller (pages 293 and 294).

ACCESSORIES

Retort Part No.	Tripod Ring Part No.	Mantle Part No.
7041921	7041922	3004192
7041951	7041952	3004195
7419101	7419102	3041910
7419201	7419202	3041920



Heating mantle for flasks and funnels “Fibroman-O”

WITH TRIPOD SUPPORT STAND.

APPLICATIONS

Suitable for round bottom flasks, decanting funnels and reaction flasks with a bottom drain.

FEATURES

- Woven mineral fibre mantle.
- Epoxy coated exterior.
- On/Off switch.
- Safety earth.

MODELS

Part No.	Flask capacity ml	Ø / Height (Exterior dims.) cm		Ø cm Bottom hole	Tripod Height cm	Power W	Weight Kg
3049110	1000	24	10.5	8	34	410	1.5
3049120	2000	28.5	12	8	36	530	2.5
3049150	5000	37.5	17.5	9	38	840	3.5
3491100	10000	43.5	20	9	43	1400	5
3491200	20000	48	25	12	36	2300	13

Due to its capacity the part no. 3491200, 20000 ml capacity is manufactured in a cylindrical case. See accessories (page 230) and controller (pages 293 and 294).



Heating mantle for flasks

ADAPTABLE FOR THE “AGIMAN” STIRRER UNIT.

MODELS

Part No.	Flask capacity ml	Ø / Height (Exterior dims.) cm		Power W	Weight Kg
3000447	250	15	6.5	130	0.8
3000448	500	17	7	270	0.9
3000449	1000	20	8.5	410	1
3000450	2000	24	11	530	1.5

ACCESSORIES

Mantle magnetic stirrer “Agiman”. With interchangeable mantle adapters. Electronic control of stir speed (up to 1600 r.p.m.). Part No. **7000446** See page 26. With connection at the back for an electronic contact thermometer “Sensoterm” or digital electronic regulator “Electemp-TFT”. See controller (pages 293 and 294).



Stirring mantle with adapter device.



Stirring mantle, complete.



Banks of heating mantles for digestion, Kjeldahl, Soxhlet extraction and round bottle flasks

CONTROLLABLE MANTLE TEMPERATURE UP TO 550 °C.

FEATURES

Independent heating control for each position.
2 height and angle adjustable bars to support condensers or other glassware for digestion or extraction.
External case made of AISI 304 stainless steel.
Safety earth strip fitted.

CONTROL PANEL

Temperature control with a pulsed energy regulator. An indicator lamp shows when the mantle is on.

MODELS

Part No.	For flasks	Flask volume ml	No. of places	Height / Width / Depth (exterior) cm	Power W	Weight Kg
6003294	Kjeldahl / Soxhlet	300-500	4	18 76 25	1500	12
6003296	Kjeldahl / Soxhlet	300-500	6	18 105 25	2200	16
6014204	Micro-Kjeldahl	100	4	16 59 21	510	9
6014206	Micro-Kjeldahl	100	6	16 81 21	900	12

Supplied with: 2 bars and 4 clamps for Kjeldahl/Soxhlet models.
1 bar and 2 clamps for Micro-Kjeldahl models.

ACCESSORIES (DIGESTION)



Fume extractor tube clips made of AISI 304 stainless steel.

Part No.

6000008 For bank of Macro-Kjeldahl.

6000009 For bank of Micro-Kjeldahl



Borosilicate glass fume extractor tubes.

Part No.

1000104 For: Bank Macro-Kjeldahl, 4 positions.

1000106 For: Bank Macro-Kjeldahl, 6 positions.

1042044 For: Bank Micro-Kjeldahl, 4 positions.

1042066 For: Bank Micro-Kjeldahl, 6 positions.



Kjeldahl flask support made of AISI304 stainless steel. Flasks 300-500 ml.

Part No. 1000002


ACCESSORIES EXTRACTION



Double nut boss head.
Part No. 1000069



Clamp for holding condensers.
Part No. 7000403



EXTRACTION AND NEUTRALIZATION OF GASSES.

Reduces water wastage.



“Scrubber”

Re-circulation pump

Designed to neutralize and absorb fumes generated in the Kjeldahl digestion process.

Composed of a “Scrubber unit” that blocks the passage and neutralizes the condensed acids, and a re-circulating water pump that produces sufficient vacuum to aspirate the vapours.

No mains water connection required. Prevents waste contamination.

Low noise level (<65dBA).

Re-circulating pump made from chemically resistant materials.

It is essential to put the “Scrubber” unit together with the neutralizer solution between the digestion block and the re-circulating pump.

“Scrubber” unit

Part No.	Height / Width / Depth (exterior) cm	Weight Kg
4001611	32 31 16	2

It is supplied with 3 Kg. acid vapours neutralizer solution.

Re-circulating water vacuum pump.

Part No.	Height / Width / Depth (exterior) cm	Vacuum level bar	Pump rate litre/minute	Weight Kg
4001612	44 39 28	0.98	10	10


Spare part

3 Kg. acid vapours neutralizer solution. Part No. 4001610



Heating tapes

HEATING TAPE SURFACE TEMPERATURE UP TO 210 °C. CONFORMS TO VDE EN 60335-A.



FEATURES

Heating elements distributed homogeneously between flexible moulded sheets of silicon.

APPLICATIONS

Used for heating small areas such as heating ducts for distillation, valves and pipes etc.

MODELS

Part No.	Length m	Width mm	Power W
3003178	0.80	25	180
3031710	1	25	210
3031715	1.5	25	265



Flexible heating cord



FEATURES

For tape surface temperatures up to 180 °C. Thermally insulated using flexible silicon tube.

APPLICATIONS

For heating small areas such as heating ducts, distillation, valves and pipes etc.

MODELS

Part No.	Length m	Ø Cord mm	Power W
1000781	1.5	3	45
1000782	3	3	90
1000783	6	3	180
1000784	12	3	360



Large surface area heating mats

MAT SURFACE TEMPERATURES UP TO 210 °C.
CONFORMS TO VDE STANDARD EN 60335-A.



FEATURES

The heating element is insulated and distributed homogeneously between two sheets of flexible moulded silicon.

Heating Power: 0.39 W cm².

Mat surface temperature up to 210 °C.

Held in place by hooked spring fittings.

APPLICATIONS

Suitable for heating drums up to 200 litres Ø 60 cm.

Total: 3 bands of 171 cm in length x 15 cm wide.

Power consumption 3000 W.

Part No. **4000200**

ACCESSORIES

Controller (pages 293 and 294).




HOTPLATES



Round Hotplates

HOTPLATE TEMPERATURE UP TO 400 °C. WITH 6 PLACE HEATING POWER CONTROLLER.

FEATURES

Cast steel plate with embedded heating elements throughout the plate surface. 

Fast heating rate at maximum power setting.

Enamelled outer casing that is resistant to high temperatures and corrosive agents.

CONTROL PANEL

Controller 6 position power settings.



MODELS

Part No.	Plate Ø cm	Height / Width / Depth (exterior) cm	Power W	Weight Kg
1000718	12	8 20 20	800	2.1
1000442	15	8 22 22	1600	3
1000443	19	8 26 26	2100	4.5



Hotplate double circular “Duplac”

FOR PLATE TEMPERATURES UP TO 400 °C.

FEATURES

Hot plate with non warping cast steel plate with embedded heating elements throughout the hot plate surface.

Independent plate temperature control is maintained by pulsed energy controllers. The exterior is epoxy covered steel.

CONTROL PANEL

Two temperature energy controllers.

Two indicator lamps function when the heaters are on.

MODEL

Part No.	Plate Ø cm	Height / Width / Depth (exterior) cm	Power W	Weight Kg
4000634	19	15 47 24	1750	8.5



Ceramic top hotplates “Ceramic-plac”

ADJUSTABLE HOT PLATE TEMPERATURE UP TO 400 °C. MAXIMUM SUPPORTABLE WEIGHT: 40 KG.

SAFETY

CONFORMS TO THE EN 61010 STANDARD, OVER TEMPERATURE CUT-OUT FITTED.

Excellent resistance to chemicals. Unaffected by thermal shock



FEATURES AND ADVANTAGES

The “CERAMIC-PLAC” has the following features and advantages:

- Flat, smooth surface.
- Excellent resistance to chemical agents.
- High heating power within the heated area that permits extreme temperature within a short heat up time.
- Excellent thermal qualities and penetration of infrared radiation.
- Easy to clean.

FEATURES

- External case of AISI 304 stainless steel.
- Heating elements mounted on ceramic fibre thus making an insulated compact block.
- Temperature energy control from 6 % to 70 % of nominal power. (Model Part No. 3000919 and 3000920).
- Hydraulic thermostat temperature control up to 400 °C (Model Part No. 3000921).

MODELS

Part No.	Heating Zones	Heating area in cm	Height / Width / Depth (exterior) cm	Power W	Weight Kg	Control system
3000919	1	18 Ø	10 28 33	1800	5.5	Energy controller
3000920	2	14 Ø + 14 x 14 ◻	10 27 47	2200	7.5	With individual energy controllers for each zone
3000921	1	30 x 30 ◻	10 49 49	3700	11	With hydraulic thermostat



Hotplate-Rectangular “Combiplac”

PLATE TEMPERATURE ADJUSTABLE UP TO 400 °C.



FEATURES

Electronic energy temperature control.
The non warping steel hotplate has heating elements embedded throughout the hotplate surface maintaining the heat distribution. 
The main case is made of AISI 304 stainless steel.

CONTROL PANEL

Main power switch with “ON” indicator lamp.
Electronic energy control from 0 to 100 %.
An indicator lamp shows when the unit is hot.
Connector at the back for the external digital thermometer, “Sensoterm” or “Electemp-TFT”.
See Regulators and Controllers (pages 293 and 294).

MODELS

Part No.	Width / Depth (plate) cm	Height / Width / Depth (exterior) cm	Power W	Weight Kg
3000156	20 40	12 22 55	2300	9
3000718	30 30	13 33 46	2800	13



ACCESSORIES

Sand bath adapters. Made entirely of AISI 310 stainless steel, removable for easy cleaning.

Part No.	Hotplate Part No.	Height/Width/Depth (Sand tray dims) cm
6000719	3000156	5.5 20 40
6000720	3000718	5.5 31 31



Hotplate-Circular “Combiplac”

PLATE TEMPERATURE ADJUSTABLE UP TO 400 °C.



FEATURES

Electronic energy controller and embedded heating element throughout the non warping steel hotplate surface. 
A retort bar can be located in a hole at the back of the unit.
The main case is made of AISI 304 stainless steel.

CONTROL PANEL

Main power switch with “ON” indicator lamp.
Temperature controlled by a 0 - 100 % energy controller.
A lamp indicates when the hot plate is “ON”.
A Thermometer “Sensoterm” or “Electemp-TFT” that can be added and are listed as accessories.
See section Regulators and Controllers (288 and 289).



MODELS

Part No.	Plate Ø cm	Height / Width / Depth (exterior) cm	Power W	Weight Kg
3002301	12	10 16 27	550	2
3002302	19	13 21 30	950	3

ACCESSORIES

Suitable for the 12 cm Ø hotplates only Part No.3002301:

Bath of AISI 304 stainless steel of 140 mm Ø x 75mm high, with concentric reduction ring lid, Suitable for water, oil or sand. Part No. **7002510**

Round bottom flask adapter made of aluminium and suitable for Kjeldahl flasks of 50 to 100 ml and 50 to 100 ml round bottom flasks. Part No. **1002290**

Round bottom flask adapter made of aluminium and suitable for Kjeldahl flasks of 300 to 800 ml and round bottom flasks of 250 to 500 ml. Part No. **1002280**

Support rod of 12mm Ø and 500 mm high, fits on to the main body of the hotplate. Suitable for the circular Combiplacs 3002301 and 3002302. Part No. **1000725**



Electronic contact thermometers with digital readout “Sensoterm”.

With Pt100 sensor with stainless steel AISI 304 sheath.

Part No. **1001009**

Features. See Regulators and Controllers (pages 293 and 294).



Electronic temperature controller “Electemp-TFT”

Part No.	Height / Width / Depth (exterior) cm	Max power (at 230 V) W	Weight Kg
3000897	10.5 13.5 21	3100	1.250

Features. See Regulators and Controllers (see pages 293 and 294).





Rectangular precision hotplate "Plactronic"

ADJUSTABLE TEMPERATURE FROM AMBIENT +5 UP TO 200 °C STABILITY ± 0.5 °C.
 WITH ELECTRONIC DIGITAL TEMPERATURE AND TIME CONTROL DISPLAY.
 SUITABLE FOR THERMAL TESTS (NOT SUITABLE FOR BOILING TESTS).
 SURFACE PLATE COATED WITH P.T.F.E. FOR PROTECTION AGAINST CHEMICALS.

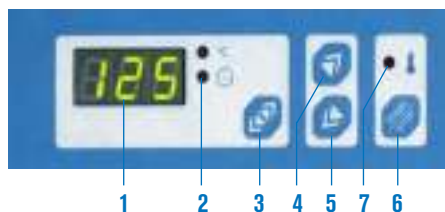
FEATURES

Digitalelectronic temperature and timer control. and Digital display (3 digits).
 Display resolution: 1°C.
 Temperature probe Pt 100.
 DUR aluminium alloy hotplate's coated with P.T.F.E., with heating elements embedded in the plate surface.
 Main case, heater element and protective grill, made of AISI 304 stainless steel.

SAFETY:

CONFORMS TO EN61010. OVER TEMPERATURE SAFETY CUTOUT FITTED.

Maximum precision



CONTROL PANEL

1. Digital display of temperature and time.
2. Indicator lamp to show the parameters (temperature or time).
3. Push button to select visualised parameter.
4. Push button to increase parameter value.
5. Push button to decrease parameter value.
6. Push button start and stop.
7. Indicator alarm if the plate is over temperature.



MODELS

Part No.	Width / Depth (plate) cm	Height / Width / Depth (exterior) cm	Power W	Weight Kg
6155100	24 24	13 25 42	700	7.5
6156100	20 40	13 22 57	800	8
6157100	25 60	13 27 77	1000	16.5



Rectangular hotplate "Placfin"

ADJUSTABLE HOT PLATE TEMPERATURE FROM AMBIENT +5 °C UP TO 130 °C. STABILITY ± 3 °C.
 SUITABLE FOR THERMAL TESTS (BUT NOT BOILING).

FEATURES

Temperature control by a hydraulic thermostat.
 Protected thermometer from 0 °C to 130 °C.
 Hotplate surface protected by chemically treated aluminium, with heating elements distributed throughout the hotplate's surface.
 Enamelled external case, resistant against corrosive chemicals.

CONTROL PANEL

Hydraulic thermostat control, synchronised with an indicator lamp when in operation.

MODEL

Part No.	Width / Depth (plate) cm	Height / Width / Depth (exterior) cm	Power W	Weight Kg
7000497	23 22	11 22 30	1500	3.7



ACCESSORY

Slide support adapter made of AISI 304 stainless steel. Capacity: up to 18 slide of 76 x 255 mm (in a horizontal position).
 Part No. 7000498






Bank of circular hotplates “Uniplac”

ADJUSTABLE TEMPERATURE HOTPLATE UP TO 400 °C.
SUITABLE FOR KJELDAHL DIGESTION ASSAYS AND
SOXHLET EXTRACTION.

FEATURES

Independent hotplate control using pulsed energy regulators.
Cast steel hotplates with embedded heating elements distributed throughout the hotplate's surface. 
Adjustable height and angle stand bars for supporting condensers and other glassware etc.
External case made of AISI 304 stainless steel.

CONTROL PANEL

Independent temperature control for each position.
- Temperature control by pulsed energy regulators.
- Indicator lamps showing when the hotplate is on.

MODELS

Part No.	No. of places	Plate Ø cm	Height / Width / Depth (exterior) cm			Power W	Weight Kg
6002314	4	12	23	77	27	2200	15
6002316	6	12	23	105	27	3300	22



ACCESSORIES

Bath of AISI 304 stainless steel of 140 mm Ø x 75mm high, with concentric reduction ring lid, Suitable for water, oil or sand.
Part No. **7002510**



Round bottom flask adapter made of aluminium and suitable for Kjeldahl flasks of 50 to 100 ml and 50 to 100 ml round bottom flasks.
Part No. **1002290**



Round bottom flask adapter made of aluminium and suitable for Kjeldahl flasks of 300 to 800 ml and round bottom flasks of 250 to 500 ml.
Part No. **1002280**



ACCESSORIES FOR KJELDAHL DIGESTION

Kjeldahl support Bar for Kjeldahl flasks, made of AISI 304 stainless steel.
Part No. **6023141** 4 places
Part No. **6023161** 6 places



Clamp for Kjeldahl condenser tubes made of AISI 304 stainless steel.
Part No. **6000008**



Borosilicate glass fume tube.
Part No. **1000104** 4 place
Part No. **1000106** 6 place



EXTRACTION AND NEUTRALIZING SYSTEM FOR GASSES AND VAPOURS. Prevents water wastage.



“Scrubber”

Recirculating pump.

Features (see page 251).

Models

Unit “Scrubber”

Part No.	Height / Width / Depth (exterior) cm			Weight Kg
4001611	32	31	16	2

It is supplied with 3 Kg. acid vapours neutralizer solution.

Water recirculating vacuum pump

Part No.	Height / Width / Depth (exterior) cm			Vacuum level bar	Vacuum pump rate litres/minute	Weight Kg
4001612	44	39	28	0.98	10	10

ACCESSORIES SOXHLET EXTRACTION



Boss head for supporting clamps.
Part No. **1000069**



Clamp for flasks or condenser tubes.
Part No. **7000403**



Thermocycler for thermal cycles

Spectrophotometers

Colorimeters

Microtiter strip reader and water quality meter

Microplate reader and washer

pH-meters

Conductivity meter

page 238

pages 239 to 242

pages 243

page 244

page 245

pages 246 to 247

page 248

*“As long as men are free to ask what they must, free to say what they think, free to think what they will, freedom can never be lost and science can never regress.”
Julius Oppenheimer*

Advanced technology. Peltier effect.

APPLICATIONS

It is used in molecular biology to amplify DNA via a method based in the polymerase chain reaction process.

BASIC PRINCIPLE

The equipment performs a certain quantity of thermal cycles depending on the method used and repeat them many times for a while, and at the end, the initial DNA fragment Fiber have been replicated thousands times.

For a better process output, changes between temperature levels must be made with minimum time. With thermocycler K96, the cycle temperature can be reached in seconds, even if beginning from remote positions of the last set point. These changes take place by keeping a perfect uniformity between different block points.

The system can also be programmed to produce a linear gradient of temperature widthways the block. This achieves that the highest level of productivity points of the process is optimized and located.

FEATURES

The thermocycler is composed of an inner lid system with heater and with adjustable height in order to perfectly adapt to the samples size. This prevents condensations in the upper side of the samples.

The equipment is based on a heat bomb controlled by continuous electric current and composed by several thermo electrical modules of Peltier effect, a low thermal resistance radiator and a fan convention system.

As it is integrated in the same block, this system allows increasing the process output and also fast transferring and extracting the block's temperature, going from the highest temperature level to the lowest in a minimum time.

The powerful control microprocessor allows monitoring the point where the process is at any moment, and showing it on the screen with real-time graphic images.

There is a useful elaborated software for processes organization, accessible by means of the keyboard and a high resolution LCD screen.

NEW DESIGN

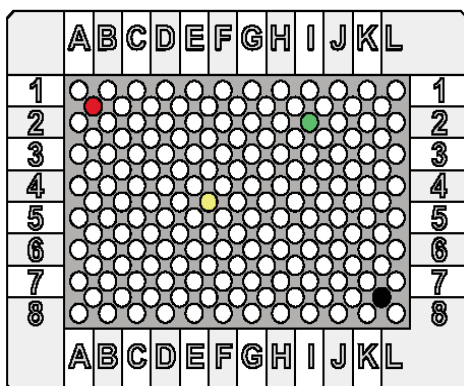
RS232

USB

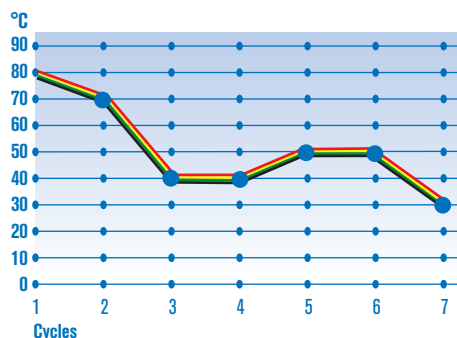


INTERCHANGEABLE BLOCKS

Each block incorporates a connector that identifies it and allows the thermocycler to recognize it. There's also an extractor handle which makes easy the block support use.



384 wells block, with red, yellow, green and black identification in different positions.



Graphic detail that shows temperature perfect uniformity in the different block wells, distinguished by different colours: red, yellow, green, black. It also shows how uniformity is maintained during all the thermal cycle periods, previously programmed in the display.

TECHNICAL SPECIFICATIONS

Temperature range: 0°C to 99°C.

Durability: 99min. 99sec.

Warming-up speed: 4°C/sec.

Cooling down speed: 4°C/sec.

Uniformity: At 95°C ±0.4°C.

From 20°C to 75°C ±0.2°C.

Precision: ±0.2°C.

Programmed gradient: From 2°C to 30°C according to the program.

Temperature range gradient: 30-99 °C.

Heater lid: From 70 to 115°C according

to the program.

Max. cycles number: 299.

Stored programs: Up to 1000.

Graphic display of 14.5cm, 320x240 pixels.

USB 2.0, LAN and RS232 output.

CONTROL PANEL

START switch.

Interactive graphic display.

Numeric and functions keyboard.

Height levelling control of the inner lid.

MODEL

Part No.	Height / Width / Depth (exterior) cm	Power supply	Power W	Weight Kg
5109000	25 27 38	220V/50-60Hz	780	7,8

ACCESSORIES

Interchangeable modules:

A. 96 vials of 0,2 ml. Code: **5109001**

C. 96 vials of 0,2 ml + 77 vials of 0,5 ml. Code: **5109003**

B. 54 vials of 0,5 ml. Code: **5109002**

D. 384 wells Code: **5109004**



Visible range spectrophotometers "V-1100" and "VR-2000"

"V-1100" MODEL WITH MANUAL WAVELENGTH SETTINGS AND AUTOMATIC BLANK.

"VR-2000" MODEL WITH AUTOMATIC WAVELENGTH SETTINGS AND BLANK.



"V-1100" Part no. 4120025



"VR-2000" Part no. 4120026

APPLICATIONS

They are widely used in colleges and enterprises for general quantitative analysis and experiments based in absorbance measurements.

COMMON FEATURES

High quality silicon photometric diode detector and 1200 lines/mm diffraction grating ensure the high quality accuracy and precision.

Digital display for an easy readout.

Automatic zero and blank (easy to use). Easy switching of transmittance, absorbance and concentration modes, just by pressing one key.

Large sample compartment, which can accommodate 5 to 100mm path length cuvettes with optional holders.

Its pre-aligned design makes it possible to change the halogen lamps by the user himself.

Optional:

Optional software based on Windows® which can expand the applications to standard curve and kinetics.

V-1100 MODEL

Easy of use.

Ergonomic and solid design for a continuous suitable use, for students and workers.

VR-2000 MODEL

Large LCD screen (128x64bits).

It can display a total of 50 groups of data (3 groups per screen).

It can display standard curve and kinetics curve graphic.

The system can also save the test results.

A total of 50 data groups and 10 standard curves can be saved in the RAM memory.

At most 9 standard samples can be used to establish a standard curve.

The curve and the curve equation will be displayed simultaneously on the screen. The unknown concentration solutions, can be measured by the curve.

If one knows the coefficient **k** and **b** of the formula: $C=kA+b$, one can input the value directly.

Data is stored in the memory in case of power cut.

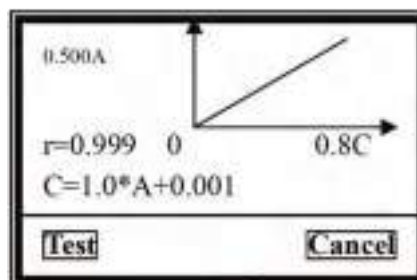
ACCESSORIES

Professional software. Part No. 4312001

(see page 241).

MODEL	V-1100	VR-2000
Part No.	4120025	4120026
Wavelength range	325-1000 nm	
Spectral bandwidth	5 nm	4 nm
Optical system	Single beam, diffraction grating 1200 lines/mm	
Wavelength adjustment	Manual	Automatic
Wavelength accuracy	±2 nm	±1 nm
Wavelength repeatability	1 nm	0,5 nm
Photometric accuracy	±0,3% T	±0,5% T
Photometric repeatability	±0,3% T	
Photometric range	-0,3-3 A, 0-200% T. 0-9999 Concentration	
Stray light	0,5% T	0,3% T
Stability	± 0,004 A/h @ 500 nm	± 0,002 A/h @ 500 nm
LCD Display	3,5 Digits	128x64 pixels
Detector	Silicon	
Sample compartment	10 mm path length standard cuvette (100mm optional)	
Light source	Tungsten lamp	
Output	USB, Parallel port (printer)	
Mains supply	220 V / 50Hz AC or 110 V / 60 Hz AC	
External dimensions (HxWxD)	160 x 480 x 360 mm	180 x 470 x 370 mm
Weight (Kg)	8	12

SPARE	V-1100	VR-2000
Halogen lamp (visible)	4312004	4312007



Graphic display visualized detail of a regression line for concentration calculation. (VR-2000)



Ultraviolet and visible range spectrophotometers "UV-2005" and "UV-3100"

AUTOMATIC WAVELENGTH POSITIONING AND BLANK SETTING



"UV-2005" Part no. 4120020



"UV-3100" Part no 4120021

APPLICATIONS

Suitable for pharmaceutical and biochemical laboratories, kinetics, quantitative analysis, wavelength scanning, multiple components and DNA/protein analysis.

COMMON FEATURES

Spectrophotometers UV-2005 and UV-3100 have been developed for accurate tests; its stray light is only of 0.05% T. They are flexible, easy-to-use and maximize value. Value is provided from every day performance. The independent local software provides the following functions: Basic Mode, Quantitative Test, Kinetics and System Utilities.

Data is stored in the memory in case of power cut.

The Special application software provides a complete control of the spectrophotometer from a PC, through the built-in USB port.

Wavelength scanning models can be upgraded when connected to the PC via the special software based in Windows®.

Automatic wavelength settings.

Halogen and deuterium lamps can be switch on/off individually to extend lamp lifetime. Its pre-aligned design makes it possible to change lamps for the user himself.

Large sample compartment for 5-100mm path length cuvettes, with optional holders. A wide range of optional accessories can also be selected.

UV-2005 MODEL

Large LCD screen (128x64bits).

It can display a total of 200 groups of data (5 groups per screen).

It can display standard curve and kinetics curve graphic.

The system can also save the test results.

A total of 200 data groups and 200 standard curves can be saved in the RAM memory.

UV-3100 MODEL

Absorbance, transmittance and concentration measurements.

It establishes or uses stored calibration equations to measure solutions of unknown concentration.

Spectrum scan of sample at any selected wavelength range with choice of scanning speed and wavelength interval.

Measurement of absorbance changing versus time with reaction rate calculation function.

Measurement at multiple wavelengths to analyse and determine the composition of the mixtures.

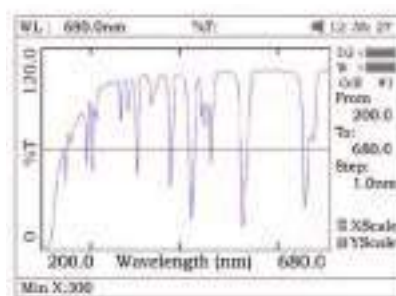
Calculation of concentration and DNA purity.

Note: ratio at other wavelengths can be measured.

ACCESSORIES

(see page 241).

MODELS	UV-2005	UV-3100
Part No.	4120020	4120021
Wavelength range	190-1100 nm	
Spectral bandwidth	2 nm	
Optical system	Single beam, diffraction grating 1200 lines/nm	
Wavelength accuracy	±0,5 nm	
Wavelength repeatability	0,3 nm	
Photometric accuracy	±0,3% T	
Photometric repeatability	±0,2% T	
Photometric range	-0,3-3 A, 0-200% T. 0-9999 Concentration	
Stray light	0,05% T @220 nm, 340 nm	
Stability	± 0,002 A/h @ 500 nm	
LCD Display	Graphic(128x64)	Graphic(320x240)
Scanning velocity	-	High,Med, Low.Max 3000 nm/min.
Uniformity	-	± 0,002 A (200-1000nm)
Sample compartment	10mm path length standard cuvette (100mm optional)	
Light source	Halogen and deuterium lamps (pre-aligned)	
Output	USB, parallel port (printer)	
Power requirements	220 V / 50Hz AC or 110 V / 60 Hz AC	
External dimensions(HxWxD)	180 x 470 x 370 mm	160 x 480 x 360 mm
Weight (Kg)	14	16



Graphic display visualized detail of holmium crystal scanning, from a UV3100 spectrophotometer.

SPARE PARTS	UV-2005	UV-3100
Halogen lamp (visible)	4312007	
Deuterium lamp (UV)	4312006	

ACCESSORIES

Thermostatted flow Peltier cuvette holder (only compatible with UV-2005 and UV-3100 models)

Temperature range: from 15 °C. to 40 °C. in steps of 0.1 °C (ambient temperature ± 22°C.)

Precision: ± 0,2 °C.

Sample suction volume: 1, 2, 3, 4, 5, 7.5, 10, 12.5, y 15 ml/min.

LCD Display: 128x64 pixels.



Model

Part No.	Height / Width / Depth (controller) cm	Height / Width / Depth (cuvette holder) cm	Power W	Weight Kg
4120018	11,5 27 17	10 12 7	30	3,5

Cuvette holder

For long cuvettes, pathlength between 1 and 50 nm. Part No. **4120030**

For path length 100 mm. cuvettes. Part No. **4120031**



Part No.4120030



Part No. 4120031



Part No. 4120032

Test tubes holder

For tubes from 10 to 20 mm. Ø Part No. **4120032**

Ink printer (not thermal). Paper 2 1/4" (56 mm) wide roll. Includes power transformer and interface cables. (5V-3A)

Model

Part No.	Height / Width / Depth cm	Weight Kg
4120117	4 16 10	1



COMECTA Cuvettes for Spectroscopy


FEATURES

Range of polystyrene, glass and quartz cuvettes.

Standard size pathlength 10mm x 45mm high.

Special cuvette pathlength 40mm x 45 mm high (fig 6).

Special cuvette pathlength 4mm x 45 mm high (fig 1).



MODELS

Standard cuvettes

Part No.	Figure	Material	Optical path length	Description	Presentation
5100020	9	Quartz	10 mm	Standard square, "macro"	Pack of 2 units
5100021	9	Glass	10 mm	Standard square, "macro"	Pack of 2 units
5100022	7	Polystyrene	10 mm	Standard square, "macro", disposable	Box of 100 units
5100025	8	Glass	10 mm	Flow through cell, square "micro"	Pack of 2 units

Special cuvettes

Part No.	Figure	Material	Optical path length	Description	Presentation
5100014	6	Glass	40 mm	Rectangular	Pack of 1 unit
5100015	5	Glass	10 mm	Flow through cell. Window 5 x 10 mm	Pack of 1 unit
5100016	4	Glass	10 mm	Standard square, "micro"	Pack of 1 unit
5100017	3	Glass	10 mm	Standard square, "macro" with round lid	Pack of 1 unit
5100018	2	Quartz	10 mm	Semi-micro	Pack of 2 units
5100019	2	Glass	10 mm	Semi-micro	Pack of 2 units
5100023	7	Polystyrene	10 mm	Square Semi-Micro, disposable	Box of 100 units
5100024	1	Glass	5 mm	Square Semi-Micro	Pack of 1 unit



Double Beam Spectrophotometer "UV-6301"

**BAND WIDTH 1 nm. TOTAL STABILITY DOUBLE BEAM OPTICS.
AUTOMATIC WAVELENGTH CORRECTION CALIBRATION.
USB PORT FOR DATA STORAGE.
WIDE RANGE OF ACCESSORIES.**



APPLICATIONS

Investigación, laboratorios químicos, biotecnológicos, análisis espectrofotométricos y ensayos ambientales.

COMMON FEATURES

All methods are included as built-in standard, this eliminates the need of additional software.

The local control software includes functions as ; Photometry, Quantitative, wavelength scan, Kinetics, DNA/Protein, Multi wavelength, Test and system Utilities

Kinetics: This mode may be used for time course scanning or reaction rate calculations. Abs vs time graphics is displayed on the screen in real time. Wait time and measurement time up to 12 hours may be entered with time intervals of 0,5, 1, 2,5 10, 30 seconds and 1min.

Standard Curve: Up to 10 standard solutions may be used to establish calibration curve. There is a choice of four methods for fitting curve through the calibration points. Linear Fit, Linear fit through zero, Square fit and cubic fit.

Multi-Wavelength: Up to 10 wavelengths may be entered, allowing the measurement of multiple wavelengths on a series of samples.

Wavelength Scan: The wavelength scan intervals are 0.1, 0.2, 0.5, 1, 2, 5nm and High, medium and Low scan speeds are available. Scan speeds vary from 100 to 1000 nm/min. Wavelengths are scanned from high to low so that the instrument stand-by at high wavelength. This minimizes the degradation of UV sensitive samples. precise control of filter and lamp changes means that their effects are not seen on the final scan.

DNA/protein test: Concentration and DNA purity are calculated. Absorbance ratios 260nm/280nm or 260nm/230nm with optional subtracted absorbance at 320nm

ACCESSORIES

Thermostatted flow Peltier cuvette holder (compatible with UV-2005, UV-3100 and UV-6301 models)

Temperature range: from 15 °C. to 40 °C. in steps of 0.1 °C (ambient temperature ± 22°C.)

Precision: ± 0,2 °C.

Sample suction volume: 1, 2, 3, 4, 5, 7.5, 10, 12.5, y 15 ml/min.

LCD Display: 128x64 pixels.

Models

Part No	Height / Width / Depth (Controller) cm	Height / Width / Depth (Cuvette holder) cm	Power W	Weight Kg
4120018	11,5 27 17	10 12 7	30	3,5

Cuvette holder

For long cuvettes, pathlength between 1 and 50 nm. Part No. **4120030**

For path length 100 mm. cuvettes. Part No. **4120031**

Test tubes holder

For tubes from 10 to 20 mm. Ø Part No. **4120032**

Code 4120030



Code 4120031



Code 4120032



Ink printer (not thermal). Paper 2 1/4" (56 mm) wide roll. Includes power transformer and interface cables. (5V-3A)

Model

Part No.	Height / Width / Depth cm	Weight Kg
4120117	4 16 10	1



SPARES

Tungsten halogen lamp.
Part No. **5110021**

Deuterium lamp (UV-6301).
Part No. **5110022**



USB connectable storage.
Memoria "flash" no incluida.



DATOS TÉCNICOS

Display: LCD 5" - 320 X 240p
 Optical system: Double beam
 Absorbance Rang: -0,3...+3,0 A
 Absorbance Precision: ±0,0002 A a 1,0 A
 Photometric Precision: < 0,3% T
 Photometric Range : 0 - 200% T; 0,3 - 3A
 Photometric Stability: 0,001 A/h a 500 nm
 Wavelength Accuracy: ± 0,3 nm
 Wavelength Range: 190 - 1100 nm
 Interface: Paralel port (printer)
 Light source: Tungsten & Duterium
 Memory: 200 test & 200 curves
 Output: USB
 Scan Speed: 100 - 3000 nm/min.
 Intervals 0,1; 0,2; 0,5; 1,0; 5,0 nm
 Stray Light: < 0,05% T a 220 y 360 nm

MODEL	Code	Height / Width / Depth cm	Voltage	Weight Kg
UV-6301	4120036	60 45 20	110-220V / 50-60Hz	22



Semi Automatic clinical analyser "Photometer S-2000"

LOW PROFILE FUNCTIONAL CLINICAL ANALYSER.



APPLICATIONS

Clinical laboratories, Clinical Biochemistry, Haematology, E.I.A. Electrolytes and Iones.

FEATURES

47 most commonly used Pre-programmed clinical methods: cholesterol, glucose, blood iron, LHD, AST, UREA etc.

Storage for up to 134 methods and up to 1000 stored results.

6 analytical fitting routines: final point, bio-chromatic, regression fit, multi-standard curve, best fit and kinetics.

Graphic display LCD (640 x 240 pixels, 256 colours).

Lamp life save function.

Graphic display.

Quality control of analysis function.

Built in printer.

Control by "roller ball mouse" or "external mouse."

Temperature conditions: 15 °C to 32 °C: Maximum humidity 85%

RS232 out put interface.

SPECIFICATIONS

Solid state photodiode detector.

Bichromatic optical system with 7 filters, 340, 405, 500, 546, 578, 620 and 670 nm.

Band pass: 10 nm.

Flow cell: 30 ul.

Measuring range: from 0.000 to 2.500 ABS.

Resolution: display 0.001 ABS, calculations to 0.0001ABS.

Thermostatted Peltier cuvette holder: 25, 30 and 37 °C Precision ±0.1 °C.

Tungsten halogen lamp of 6V 10 W.

Comes complete with protective cover, spare lamp and two rolls of printer paper.



MODEL

Part No.	Height / Width / Depth cm	Power rating	Power W	Weight Kg
4120010	14 45 33	110-220V/50-60Hz	150	10

ACCESSORY

Metallic thermostat dry block "BIO-BATH"

Small size with a fixed temperature of 37 °C with check thermometer, 8 tube positions for 75x13 VAC tubes.

Note: Accelerates the extraction of plasma for faster results and waiting time for the patient.

MODEL

Part No.	Height / Width / Depth (exterior) cm	Stability °C	Power W	Weight Kg
7001561	8.8 9.6 7	0.5	8	0.5



SPARE. Halogen lamp 6 V 10 W. Part No. 4312015



Digital colorimeter "Clormic"

MICROPROCESSOR CONTROLLED.

AUTOMATIC ZERO ABSORBANCE AND 100% TRANSMITTANCE.

ALPHANUMERIC 20 CHARACTER 2 LINE L.C.D. DISPLAY.



APPLICATIONS

Chemistry Laboratory, quality control, environmental control.

FEATURES

Wavelength range: 400 to 800 nm, by using special filters with a 30 nm band pass.

12 position Filter disc wheel selection .

Standard filters: 420, 440, 490, 520, 550, 580, 620 and 680 nm.

Expanded Absorption range: -0.3 to 3.5 O.D. in real time.

Transmission: 0 to 100 T %.

Photometric accuracy: >1 %.

Photometric precision: ±1 %.

Photometric stability: 0.004 A/hr.

Light source: Long life tungsten lamp.

Detector: Solid state.

Sample chamber: 10 mm cuvettes or test tubes of 12 and 16 mm Ø.

Minimum volume: 1 ml.

Display: Alphanumeric LCD display of 2 lines of 20 characters.

Calculation functions: Transmission T %.

Absorbance, Concentration by factor or standard concentrations.

Calibration: Self adjusting by software.

RS-232 interface.

CONTROL PANEL

ON/OFF switch.

Interactive LCD display.

Numeric and function keypad.



MODEL

Part No.	Built in printer	Height / Width / Depth cm	Power W	Weight Kg
4120009	NO	11 18 28	10	4.5

SPARE

**Lamp of 6 V / 6 mm.
Part No. 4512009**



Microtiter Strip Reader "Reader M-2000"

STORAGE MEMORY FOR UP TO 59 METHODES INCLUDING: FACTORS, STANDARDS OR CALIBRATION CURVES WITH UP TO 10 STANDARDS. ADDITIONAL CALCULATION FEATURES.

APPLICATIONS

Clinical diagnostics, E.I.A., Veterinary, quality control.

FEATURES

Spectral range: 400 to 700 nm.
interference filter of 10 nm band pass.
Supplied complete with a filter of 450 nm (other wave-lengths available consult for options.)
Measuring range: -0.2 to 3.5 O.D.
Photometric accuracy: >1%.
Photometric precision: ±1%.
Light source: Long life LED.

Detector: solid state.
59 method memories.
Curve point editing feature.
Software: ABS. Concentration and polynomial curve fitting with up to 10 standards.
RS-232 output to connect a printer or to a PC.
Interface RS-232.



MODEL

Part No.	Height / Width / Depth cm	Power W	Weight Kg
4120013	11 18 28	7	2

ACCESSORY

Ink printer (not thermal). Paper 2 1/4" (56 mm) wide roll. Interface RS232. Includes power transformer and interface cables. (5V-3A)

Model

Part No.	Height / Width / Depth cm	Weight Kg
4120113	4 16 10	1



SPARE

Lamp of 4 mm Ø 5 V.
Part No. **4313030**



Multi-parameter water quality meter "MP-2006"

LARGE TOUCH SCREEN. TO MEASURE PH, ORP, CONDUCTIVITY, TDS, SALINITY, DISSOLVED OXYGEN, IONS & TEMPERATURE SUPPLIED WITH ELECTRODES: OF CONDUCTIVITY, PH, DISSOLVED OXYGEN AND TEMPERATURE PROBE.

FEATURES

5.7 inches touch screen.
Capacity to store up to 2200 sets of data. GLP method. Possibility of storing, printing and deleting measuring data. USB and RS-232 ports for PC connection.
Measuring modes: continuous, timing and balance measuring modes.

TECHNICAL DATA

	Range	Accuracy	Resolution
pH:	-2 to +19,999	±0,002 FS	0,001
ORP:	±1999,99 mV	±0,03 FS	0,01 mV
Conductivity:	0,001 µS to +199,9mS	±0,5 FS	0,001µS
TDS:	0,000 mg/L to 19.99g/L	±0,5 FS	0,001 mg/L
Salinity:	(0,0 to 8,00)%	±0,1%	0,1%
Dissolved oxygen:	0,00 to 19.99 mg/L	±0,5 mg/L	0,01 mg/L
Ions:	0 to 19990(ug/L, mol/L)	±0,5%	±1
T ^a :	-0,5 to +135	±0,5 FS	0,1



MODEL

Code	Height / Width / Depth cm	Power	Weight Kg
4120700	29 20 7	110-230V/50-60Hz	1

ACCESSORIES

Standard electrodes of pH, conductivity and temperature. See page 247.

Special electrodes:

Code	Electrode type	Working temperature	Body material	Measure mm	Code	Electrode type	Working temperature	Body material	Measure mm
4120183	Platinum	0-50°	Glass	Ø 12 x 120	4120189	Calcium	5-60°	Glass	Ø 12 x 120
4120184	Platinum-2	0-50°	Glass	Ø 12 x 120	4120190	Nitrate	5-60°	Glass	Ø 12 x 120
4120185	Antimony	0-50°	ABS	Ø 12 x 120	4120191	Copper	5-60°	Glass	Ø 12 x 120
4120186	Tungsten	0-50°	Glass	Ø 12 x 120	4120192	Chloride	5-60°	Glass	Ø 12 x 120
4120187	Silver	0-50°	ABS	Ø 12 x 120	4120193	Oxygen	5-40°	ABS	Ø 12 x 120
					4120194	Reference	5-55°	Glass	Ø 12 x 120





APPLICATIONS

Clinical diagnostics. Quality control in food analysis, Haematology.

FEATURES

Bi-chromatic optical system with 4 wavelength selection: 405, 450, 492, 630 nm, (other filters from 405 to 700nm available). Memory for up to 500 programs, 10000 sample results and 1000 patients.

Patient data software, laboratory personnel and analysis reports.

100 typical analysis methods pre programmed.

Capable of performing up to 12 different tests per plate.

Calculations: ABS, Cut-Off, Curve fitting: regression, linear, logarithmic, exponential and potential.

Measuring absorbance range: 0-2.5A

Displayed absorbance range: 0-3.5A

Accuracy: ±1.0% or ±0.007 A.

Precision: ±0.5% or ±0.005 A.

Linearity: r > 0.995.

Resolution: 0.001 ABS (display); 0.0001 ABS (calculated).

Measuring time: Continuous mode < 5 s, step by step mode < 15 s.

Output RS-232 for download to a computer or a printer.

Parallel printer interface.

Programmable plate vibrating for mixing with control of time and speed.



CONTROL PANEL

LCD display (320 x 240 pixels) of 5.7 inches.

Operating system WINDOWS CE.

Operation by touch screen or optional "Mouse" control (mouse not included).

MODEL	Part No.	Height / Width / Depth (exterior) cm	Voltage	Weight Kg
2100-C	5109999	19 45 33	AC 110-250 V / 50-60 Hz	10

ACCESSORIES

Software for data transfer to computer. Part No. 5109997

APPLICATIONS

Clinical laboratories.

Blood banks.

Quality control food laboratories.

FEATURES

Wash head of 8 x 1. (12 x 1 optional).

Plate wash by 12 x 8 strips or 8 wells/strip.

Plate clean for flat, round and V bottom plates.

Automatic wash and rinse processes.

Reservoirs: 2 litre, wash solution.

2 litre, waste, with liquid level sensor.

Memory for up to 50 wash programs.

Software control of head's depth adjust and horizontal position.

Wash cycle times from 1 sec. to 2 hrs.

Wash dosing range: from 50 to 2000ul.

Dosing resolution: 5% CV (based on 350ul of distilled water)

Residual volume (after aspiration):

< 1 µl (Cells, bottom U and V well plates.).

< 5 µl (Cells, bottom of flat well plate.)

CONTROL PANEL

LCD graphic display of 90 x 50mm

Membrane key pad of 9 keys.

Emergency stop button.



MODEL	Part No.	Height / Width / Depth (exterior) cm	Voltage	Weight Kg
2600-C	5110000	14 45 33	AC 110-250 V / 50-60 Hz	12



Digital pH-meter "pH-2003"

PORTABLE METER.

FEATURES

Manual temperature compensation from 0 to 60 °C with sample temperature key pad entry (does not read temperature).

Automatic buffer recognition of two of those three buffers: pH4, pH7 and pH9.

Electrode connector: BNC type.

Includes: carry case and pH electrode.

SPECIFICATIONS

	Range	Precision	Resolution
pH:	0 to 14	±0.03	0.01
mV:	±1400	±2	1

Impedance: 5×10^{11} Ohm.

MODEL

Part No.	Height / Width / Depth cm	Power source	Weight Kg
4120300	17 7.5 3	2 x 1.5V batteries	0.5



See "Accessories for pH meters" for selection of electrodes (Page 247).



Digital pH meter "pH-2004"

PORTABLE METER WITH IP65 PROTECTION AGAINST WATER AND DUST.

FEATURES

Automatic temperature compensation and read out from 0 to 60 °C with temperature sensor Rt-2252. Results memory for up to 250 readings.

Protection against water and dust IP65 (Impermeable to water splashes from any direction.) Automatic buffer recognition and calibration for 1 or 2 buffers, recognition of up to 5 selectable buffers.

RS-232 output to connect a printer or a computer. Electrode connector: BNC type.

Includes: carry case, pH electrode and temperature sensor Rt-2252.

Direct connection to printer Part No. 4120113 (see page 247).

Universal arm support not included. Part No. 1001552 (see page 248).

SPECIFICATIONS

	Range	Precision	Resolution
pH:	0 a 14	±0.02	0.01
mV:	±1800	±2	1
T°:	0 to 60	±0.5	0.1

Impedance: 1×10^{12} Ohm.

MODEL

Part No.	Height / Width / Depth cm	Power source	Weight Kg
4120400	20 10 4.5	4 x 1.5V AA Batteries	0.5



Part No. 1001552



ACCESSORY

pH probe and additional temperature sensor, gel filled. Temperature sensor Rt 2252. With IP65 protective connectors.

Part No. **4120401**



Digital pH meter "pH-2005"

BENCH TOP MODEL WITH LARGE SCREEN.

FEATURES

Automatic or manual temperature compensation from 0 to 99.9 °C Automatic buffer recognition and calibration of 2 buffers, recognition of up to 3 buffers: pH 4, pH 7 and pH9.21.

RS-232 output to connect a printer or a computer.

Electrode connection BNC.

Temperature sensor connection Rt-2252.

Includes electrode's support stand.

SPECIFICATIONS

	Range	Precision	Resolution
pH:	0 to 14	±0.02	0.01
mV:	±1999	±1	1
T° (°C):	0 to 99.9	±0.5	0.1

Impedance: 1×10^{12} Ohm.



MODEL

Part No.	Height / Width / Depth cm	Weight Kg
4120500	30 20 7.2	1.5

See accessories for electrode, temperature sensor and buffer solutions. Not compatible with printer Part No. 4120113 (see page 247).



Digital pH meter "pH-2006"

BENCH TOP, LARGE GRAPHIC TOUCH SCREEN CONTROL.



FEATURES

Ergonomic touch screen control functions. Includes support arm.
 Automatic temperature compensation from -5 to 105 °C.
 Up to 5 buffer calibration with 10 buffer recognition.
 Stores up to 200 results.
 RS-232 output to connect a printer or a computer.
 Electrode connector: BNC type.
 Rt-2252 Temperature port.
 Selectable resolution range.
 Direct interface for printer Part No. 4120113 (see accessories).

SPECIFICATIONS

	Range	Precision	Resolution
pH:	-2 to 18	±0.01	0.001
mV:	±1999.9	±0.1	0.01
T ^a (°C):	-5 to 105.0	±0.3	0.1

Impedance: 1 x 10¹² Ohm.

See accessories for electrodes, temperature probes, buffers and printer.



MODEL

Part No.	Height / Width / Depth cm	Weight Kg
4120600	29 20 7	1

ACCESSORIES for pH meters.



pH Electrodes

Fig.	Part No.	Range pH	Sensor T ^a	Temperature Range	Electrolyte	Dimensions mm	Material Body	Application
1	4120102	0 - 14	No	0 - 80°	Liquid	Ø 12 x 120	Glass	General laboratory use.
2	4120125	0 - 14	Yes	0 - 60°	Gel	Ø 12 x 120	Epoxy	Protective cover. General laboratory and external use.
3	4120101	0 - 14	No	0 - 60°	Gel	Ø 12 x 120	Epoxy	Protective cover. General laboratory and outside use.
4	4120114	0 - 10	No	0 - 60°	Gel	Ø 12 x 120	Epoxy	Surface analysis, Skin, meat, moist semisolids, culture media.
5	4120104	0 - 14	No	0 - 60°	Gel	Ø 12 x 120	Glass	Pointed sensor. Suitable for food, semi-solids, fruit meat etc.
6	4120103	0 - 14	No	0 - 80°	Gel	Ø 8 x 60	Glass	For measuring in tubes. Liquid solutions in general.
7	4120126	0 - 14	Yes	0 - 80°	Liquid	Ø 12 x 120	Glass	Fast response, liquids in general.

Temperature sensors

Fig.	Part No.	Range	Type	Dimensions mm	Material
8	4120121	0-100	Rt-2252	Ø 5 x 120	Stainless steel
9	4120120	0-100	Rt-2252	Ø 12 x 120	Glass

pH Buffer solutions.

- 4120107 Flask 250 ml Buffer ±0.02 pH 4.00 at 20 °C; 4.01 at 25 °C
- 4120108 Flask 250 ml Buffer ±0.02 pH 7.02 at 20 °C; 7.001 at 25 °C
- 4120127 Flask 250 ml Buffer ±0.02 pH 9.26 at 20 °C; 9.18 at 25 °C
- 4120109 Frasco 250 ml KCl 3M solution (Electrolyte for pH electrodes)

Ink printer (Not thermal).

For use with pH and conductivity meters .
 Paper 2 1/4" (56 mm) wide roll.
 Interface RS232.
 Includes power transformer and interface cables. (5V-3A)



Model

Part No.	Height / Width / Depth cm	Power source	Weight Kg
4120113	4 16 10	DC 5 V, 3 A	1

Universal arm support.

With holder for up to 4 sensors or electrodes.
 Very stable heavy base.
 Ideal for working at various heights.
 Part No. 1001552



Ion selective electrodes

Part No.	Ion	Range	Limits	Range °C	Range pH
4120168	Chloride Cl ⁻	1-3 x 10 ⁻⁶	35.500 - 1	5-50	1-12
4120174	Nitrate NO ₃ ⁻	1-7 x 10 ⁻⁶	62.000 - 0.4	0-50	2-11
4120177	Potassium K ⁺	1-10 ⁻⁶	39.000 - 0.04	0-50	1-9

MAGNETIC STIRRER "AGIMICRO"

Features
 Maximum stir volume: 2 litres.
 Adjustable stir speed from 40 to 1400 r.p.m.
 Excellent chemical resistance.
 Location hole at the back for a retort rod. (Accessory)

Control panel

Mains switch with luminous on indicator.
 Analogue control of speed in r.p.m.

Model

Part No.	Medidas cm	Power source	Weight Kg
7001638	Ø 12 x 5	230 V 1 W	0.5

Supplied complete with a 8 Ø x 32 mm P.T.F.E. coated stir bar.



ACCESSORY

Support bar and electrode clamp.
 Part No. 7001639



Conductivity meter "CD-2004"

PORTABLE EQUIPMENT WITH IP65 PROTECTION AGAINST WATER AND DUST.



FEATURES

Measures conductivity, TDS and salinity.
Automatic range switching.
Automatic temperature compensation.
Calibration using standards for conductivity, TDS and salinity.
RS-232 output to connect a printer or a computer.
Direct printer connection, see part no. 4120113.
Temperature coefficient programmable.
Conductivity cell constant adjustment.
Memory for 250 results.
Ambient protection IP65 (protection against water splashes from any direction).
Includes Carry case, conductivity cell K= 1 and temperature sensor Rt-2252.

SPECIFICATIONS

Reading ranges: (automatic)
Conductivity TDS
0.00 to 19.99 $\mu\text{S}/\text{cm}$ 0.00 to 10.00 mg/L
20.0 to 199.9 $\mu\text{S}/\text{cm}$ 10.00 to 100.0 mg/L
200 to 1999 $\mu\text{S}/\text{cm}$ 100.0 to 1000 mg/L
2.00 to 19.99 mS/cm 1.000 to 10.00 g/L
20 to 199.9 mS/cm 10.00 to 19.99 g/L
(Cell constant K=10) (Cell constant K=5 or 10)
Salinity range: 0.00 to 8.00
Temperature range: 0.0 a 40.0 °C
Precision:
Conductivity: 1.5% base scale
Salinity: 0.20%
Temperature: 0.3 °C



ACCESSORY

Conductivity cell and temperature sensor.

Conductivity cell with epoxy body. Temperature sensor Rt-2252.
IP65 protection connectors. Part No. **4120411**



MODEL

Part No.	Width / Height / Depth cm	Power source	Weight Kg
4120410	21 10 4.5	4 1.5 V batteries	0.5



Conductivity meter "CD-2005"

BENCH TOP METER WITH LARGE SCREEN.

FEATURES

Measures conductivity and TDS.
Automatic or manual setting temperature compensation with fixed coefficient of 2%.
Calibration with standards of conductivity and TDS.
RS-232 output to connect a printer or a computer.
Cell constant adjustment.
Temperature sensor connection Rt-2252.
Temperature measuring range: 0 to 60 °C.

SPECIFICATIONS

Conductivity ranges:
(Manual range change)
0 to 20.00 $\mu\text{S}/\text{cm}$
0 to 200.0 $\mu\text{S}/\text{cm}$
0 to 2000 $\mu\text{S}/\text{cm}$
0 to 10.00 mS/cm
Precision: 1.5% base scale + 1 digit.
TDS ranges: 0 to 1000 mg/L.



MODEL

Part No.	Width / Height / Depth cm	Weight Kg
4120510	30 20 7.2	0.5

Accessories to complement the meter, conductivity cells, temperature sensors and standards (see accessories).
Not compatible with the printer 4120113.

Includes sensor stand.

ACCESSORIES



Conductivity cell

Glass body. Working temperature range 0-100 °C

Fig.	Part No.	K	Sensor T* (°C)	Dimensions mm	Applications
1	4120220	1	Yes	Ø 12 x 120	General laboratory use up to 2000 μS
3	4120220.1	Yes	Ø 12 x 120	Pure water up to 20 μS	
4	4120223	10	Yes	Ø 12 x 120	High conductivity up to 200 ms

Temperature sensors

Fig.	Part No.	Range	Type	Dimensions mm	Material
5	4120121	0-100	Rt-2252	Ø 5 x 120	Stainless steel
6	4120129	0-100	Rt-2252	Ø 12 x 120	Glass

Conductivity standards.

4120160 Flask 250 ml Standard ± 0.05 of 1278 mS/cm at 20 °C; 1413 mS/cm at 25 °C
4120161 Flask 250 ml Standard ± 0.025 of 4.915 mS/cm at 20 °C; 5.446 mS/cm at 25 °C
4120162 Flask 250 ml Standard ± 0.06 of 11.67 mS/cm at 20 °C; 12.88 mS/cm at 25 °C

MAGNETIC STIRRER "AGIMICRO"

Features

Maximum stir volume: 2 litres.
Adjustable stir speed from 40 to 1400 r.p.m.
Excellent chemical resistance.
Location hole at the back for a retort rod. (Accessory)

Control panel

Mains switch with luminous on indicator.
Analogue control of speed in r.p.m.

Model

Part No.	Medidas cm	Power source	Weight Kg
7001638	Ø 12 x 5	230 V 1 W	0.5

Supplied complete with a 8 Ø x 32 mm P.T.F.E. coated stir bar.



ACCESSORY

Support bar and electrode clamp.
Part No. **7001639**



Universal arm support.

With holder for up to 4 sensors or electrodes.
Very stable heavy base. Ideal for working at varying heights.
Part No. **1001552**



Kjeldahl digestion unit

page 251 to 252

Steam distillation unit kjeldahl “Pro-Nitro M”

page 253

Automatic NaOH dosage and temporized stop.

Steam distillation unit kjeldahl “Pro-Nitro S”

page 254

Automatic boracic and Naoh dosage, sample drainage and temporized stop.

Steam distillation unit kjeldahl “Pro-Nitro A”

page 255 to 256

Fully automatic operation. From reagent dosage to the titration

Extractor for fats and oils “Det-Gras N”

page 257

Extractor for determination of cellulose and fibre

page 258

Alcohol disitillation

page 259 to 260

“DQO” and “DBO” water analysis

page 261

Flocculator and water distiller

page 262 to 265



NUTRITIONAL AND WATER ANALYSIS APPARATUS

EXTRACTION	WATER ANALYSIS
Organic nitrogen determination by Kjeldahl “BLOC-DIGEST”	Chemical Oxygen Demand in residual water “C.O.D.”
Steam distillation of protein, PRO-NITRO “M”	Constant temperature refrigerated incubator cabinets, B.O.D. “MEDILOW S, M, L, LG”
Steam distillation of protein semiautomatic, PRO-NITRO “S”	Flocculator for water analysis, laboratory “FLOCUMATIC”
Kjeldahl distillation automatic PRO-NITRO “A”	Flocculator for water analysis, portable “JARTEST”
Extractor for the determination of cellulose and fibre, “DOSI-FIBER”	De-mineraliser “LAB-ION”
Cold extraction unit, “EF-1425”	Water Distillation unit, “AQUASEL”, “L-3” and “AC-L8”
Solvent extractor unit for the determination of residues, oils and fats in nutritional and other materials DET-GRAS “N”	
Sample Hydrolysis unit, “HI-1427”	
Wine (Alcohol), distillation unit “DE 1626”	

RECOMMENDED METHODS AND EQUIPMENT: PRO-NITRO M, S and A, DOSI-FIBER, EF-1425, HI-1427, DET-GRAS N, BLOC-DIGEST, DE-1626 and C.O.D.*

ANALYSIS OF CEREAL AND DERIVATIVES	Reference	Pro-Nitro M,S and A	Dosi-Fiber	EF-1425	Det-Gras N	Bloc-Digest
Determination index for cellulose	Method Wladesco		YES	YES		
Insoluble fibre in food	Method Van Soest		YES	YES		
Crude Fibre	Method Weende & Wijkströn		YES	YES		
Proteins	Method Kjeldahl	YES				YES
Soxhlet extraction for fat identification	Soxhlet Extraction				YES	
Crude Fat	Soxhlet Extraction				YES	
Arsenic	Determination A. A.					YES
Mercury	Determination A. A.					YES
ANALYSIS OF MILK AND DERIVATIVES	Reference	Pro-Nitro M,S and A	Dosi-Fiber	EF-1425	Det-Gras N	Bloc-Digest
Crude Fat	Soxhlet Extraction				YES	
Crude Protein	Method Kjeldahl	YES				YES
Casein	Method Kjeldahl through precipitation of casein	YES				YES
ANALYSIS OF ALCOHOLIC BEVERAGES	Reference	DE-1626	Dosi-Fiber	EF-1425	Det-Gras N	Bloc-Digest
Degree of alcohol	Method Volumetric	YES				
Volatile Acid	Method Volumetric	YES				
Iron	Method Volumetric					YES
ANALYSIS OF FODDER AND RAW MATERIAS	Reference	Pro-Nitro M,S and A	Dosi-Fiber	EF-1425	Det-Gras N	Bloc-Digest
Raw Cellulose	Method Weende & Wijkströn		YES	YES		
Raw Protein	Method Kjeldahl	YES				YES
Raw Fat	Soxhlet extraction				YES	
Volatile base nitrates	Distillation Kjeldahl	YES				
Soluble Raw Fat en hydrochloric acid and Pipsin	Method Kjeldahl	YES				YES
Casein total	Method Kjeldahl in casein precipitate	YES				
Phosphorus	Method Photometric					YES
Hydrocyanic Acid	Distillation in Silver Nitrate	YES				
Pure zolidine	Soxhlet Extraction				YES	
ANALYSIS OF FRUIT BEVERAGES AND DERIVATIVES	Reference	Pro-Nitro M,S and A	Dosi-Fiber	DE-1626	Bloc-Digest	
Total Nitrogen	Method Kjeldahl	YES			YES	
Volatile Acids	Distillation measurement				YES	
Arsenic	Dichromate Determination				YES	
ANALYSIS OF WATERS	Reference	Pro-Nitro M,S and A	Dosi-Fiber	D.Q.O./ECO-8/ECO16	Bloc-Digest	
Total Nitrogen	Method Kjeldahl	YES			YES	
Total Phosphorus	Method Photometric				YES	
C.O.D.	Determination by Dichromate				YES	

* Reference: Methods are official publications issued by the MAPA (Ministry of Agriculture, Fisheries and Nutrition) 1993.



Dry block for Determination of Organic Nitrogen by the Kjeldahl method



Models Macro and Micro

THE EQUIPMENT FOR THE DETERMINATION OF ORGANIC NITROGEN IS MADE OF TWO BASIC ELEMENTS:

- BLOCK DIGESTER (MINERALISATION) WITH PROGRAMMABLE TEMPERATURE CONTROL AND GLASSWARE (MACRO 250 ml AND MICRO 100 ml).
- DISTILLATION UNIT "PRO-NITRO M", "PRO-NITRO S" (SEMI-AUTOMATIC) AND "PRO-NITRO A" (AUTOMATIC).



Digestion Block "Bloc-digest"

FEATURES

Minimal sample manipulation

Uniform heating.

Capacity to store 20 programs of 4 steps for temperature and time.

RS-232 port for temperature register and digestion programming from a PC.

Gas collection system that does not require special water jet pumps.

Supplied complete with:

1 metal heater block.

1 programmer for time and temperature

1 tube support rack

1 gas collector

Digestion tubes.



Complete unit with: Dry-block connected to a programmable process unit, (time and temperature) rack support for tubes and fume extractor.

MODELS - COMPLETE UNIT MACRO

MACRO	Part No.	No. of positions
Bloc Digest 6	4000629	6
Bloc Digest 12	4000630	12
Bloc Digest 20	4000631	20

MODELS - COMPLETE UNIT MICRO

MICRO	Part No.	No. of positions
Bloc Digest m 12	4001047	12
Bloc Digest m 24	4001048	24
Bloc Digest m 40	4001049	40

ACCESSORIES: EXTRACTION SYSTEM AND NEUTRALIZATION OF ACID VAPOURS



Digestion block.

"Scrubber"

Re-circulating vacuum pump.

Reduces water consumption, no requirement for a constant connection for mains water.

Prevents emission of gas vapours and acidic water to waste.

Low noise level (<65dBA)

Re-circulating pump made from chemically resistant materials

"Scrubber" unit

Part No.	Height / Width / Depth (exterior) cm	Weight Kg
4001611	32 31 16	2

It is supplied with 3 Kg. acid vapours neutralizer solution.

Spare part:

3 Kg. acid vapours neutralizer solution.

Part No. 4001610

Specially designed to absorb and neutralize vapours generated in the Kjeldahl digestion processes.

Composed of a "Scrubber unit" that blocks the passage and neutralizes the condensed acids, and a re-circulating water pump that produces sufficient vacuum to aspirate the vapours.

It is essential to put the "Scrubber" unit together with the neutralizer solution between the digestion block and the re-circulating pump. Digester "Bloc Digest 20" requires 2 "Scrubber" units for a proper neutralization of fumes. Note: Pump with part number 4001612 has 2 suction inlets.

Water recirculation vacuum pump

Part No.	Height / Width / Depth (exterior) cm	Vacuum level bar	Pump rate Litres/minute	Weight Kg
4001612	44 39 28	0.98	10	10

PARTS LIST AND ACCESSORIES

Heating blocks

To function correctly it is important to include in the purchase the controller unit for time and temperature RAT-2, The block should not be connected directly to the mains supply.



Models	Part No.	No. of positions	Ø tube mm	Height / Width / Depth (exterior) cm	Temperature °C	Power W	Weight Kg
MACRO	4000507	6	42	18 33 28	45 to 450	1500	18
MACRO	4000508	12	42	18 39 33	45 to 450	2100	25
MACRO	4000509	20	42	18 44 39	45 to 450	2500	31
MICRO	4001050	12	26	18 33 28	45 to 450	1500	16
MICRO	4001051	24	26	18 39 33	45 to 450	2100	22
MICRO	4001052	40	26	18 44 39	45 to 450	2500	27

Process programmer for time / temperature RAT-2. Part No. 4001538

Features

Temperature range from 45 °C to 450 °C.
Memory for 20-4 steps programs.
Maximum time per step: 600 minutes.
Acoustic indication for digestion end of program.
Two selectable temperature gradients: kjeldahl/D.Q.O.
Temperature sense breakage alarm.
Independent control of safety maximum temperature.
Bidirectional RS-232 serial connection. For temperature registration and digestion program edition with the RAT connected to a PC.



Electronic controller RAT-2

Control Panel

The control panel and the RAT-2 display allow the creation and execution of the digestion program. During the digestion, it shows the block temperature, the elapsed time in the program step.



The software included makes easier the digestion program edition and the digester temperature register.

Tube support rack.

Made of chemically treated no corrosive Dural, with handles and side panel that prevents heat loss.



Fume extraction

Unit for collecting fumes supplied with a support rack. Made of borosilicate glass and stainless steel.



Models	Part No.	No. of places	Height / Width / Depth (exterior) cm
MACRO	4005071	6	15 17.5 12.5
MACRO	4005081	12	15 23 18
MACRO	4005091	20	15 28.5 23.5
MICRO	4001053	12	15 17.5 12.5
MICRO	4001054	24	15 23 18
MICRO	4001055	40	15 28.5 23.5

Models	Part No.	No. of places	Height / Width / Depth (exterior) cm
MACRO	4005072	6	15 18 12
MACRO	4005082	12	15 23 18
MACRO	4005092	20	15 29 23
MICRO	4001056	12	15 18 12
MICRO	4001057	24	15 23 18
MICRO	4001058	40	15 29 23



Digestion and distillation tube Series MACRO of 250 ml volume. Graduated to 100 ml 42 mm Ø x 300 mm high. Part No. 4042300



Tube for digestion and distillation Series MICRO of 100 ml volume. 26 mm Ø x 300 mm high. Part No. 4001045



Water jet pump for vacuum extraction. Made of PVC designed for the fume extraction of the 20 and 40 place models. Part No. 4000633



Water Jet pump for vacuum extraction. Metallic, suitable for the extraction of fumes for the 6, 12 and 24 place models. Part No. 7000293



Steam distillation unit Kjeldahl "Pro-Nitro M"

DETERMINATION OF ORGANIC NITROGEN (KJELDAHL METHOD).
AUTOMATIC NaOH DOSAGE AND TEMPORIZE STOP.

Steam distillation Kjeldahl unit.

Simple secure systematic analysis suitable for small to Medium throughput of samples.

FEATURES

Steam distillation system.

Compact steam generator with safety over temperature thermostat and over pressure device.

Safety door, the system will not operate if the door is open.

"Tube in place" sensor: if the tube is not located, the dosing process of NaOH will not take place.

Universal adapter for digestion/distillation tubes MACRO (Ø 42 mm) and MICRO (Ø 26mm)

Small footprint, saves bench top space: The H₂O and NaOH reservoirs are placed within the unit.

Stainless steel case with reinforced ABS plastic front.

Automatic distillate titration kit. (See accessories).

SPECIFICATIONS

Measuring range: from 0.2 to 200 mg of Kjeldahl Nitrogen.

Programmable distillation time.

Nitrogen recovery >99.5%

Distillation speed: from 35-40ml/minute

Typical distillation time: from 7-10 minutes.

Water consumption rate: from 80-100 litres/Hr.

Steam generator water consumption: 2,5 Litres/ Hr.

Water reservoir for steam generator: 6 litres

NaOH reservoir: 2 Litres.

ALARMS

Low water level for the steam generator.

Safety door open or no distillation/digestion tube in place.

Steam generator over temperature.

AUTOMATED SEQUENCES

Open and closure of cooling water to the cooling coil.

Automatic load of NaOH once the distillation has started.

Select NaOH volume.

Stop at the end of the pre-set programmed time.

ADDITIONAL REQUIREMENTS

To complete Kjeldahl Nitrogen analysis a digestion block is also required.

(See Bloc Digest pages 251 and 252).

MODEL

Part No.	Height / Width / Depth cm	Power W	Weight Kg
4002627	75 50 50	1800	30

Supplied with a MACRO Ø 42mm tube, set of reagent containers and tubing.

ACCESSORIES

Tube for digestion and distillation Series MICRO of 100 ml volume.

Part No. **4001045**

Digestion and distillation tube Series MACRO of 250 ml volume.

Part No. **4042300**



Adapter kit for automatic determinations. Vessel with location positions for pH electrode, stirrer and reagents and distillate sample.

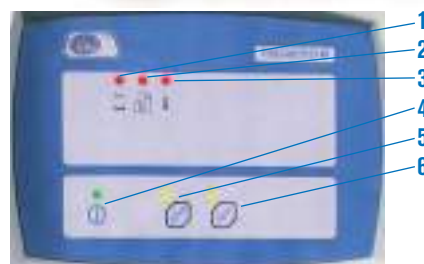
Part No. **4001724**



Polycarbonate conical flasks durable. CAPACITY 250 ml

Part No. **5310100** with cap.

Part No. **5310101** without cap.



CONTROL PANEL

1. Low water indicator.
2. Door open or no tube presence indicator.
3. Over temperature indicator.
4. Mains on indicator.
5. Push button and indicator start/stop distillation.
6. NaOH volume selection.



Steam distillation unit Kjeldahl Semi-Automatic "Pro-Nitro S"

**DETERMINATION OF ORGANIC NITROGEN (KJELDAHL METHOD).
AUTOMATIC BORACIC AND NaOH DOSAGE, SAMPLE DRAINAGE AND TEMPORIZED STOP.**



Semi-automatic steam distillation Kjeldahl unit. Simple secure systematic analysis suitable for medium to large throughput of samples.

FEATURES

Steam distillation system. Compact steam generator with safety over temperature thermostat and over pressure device. Safety door, the system will not operate if the door is open.

"Tube in place" sensor: if the tube is not located, the dosing process of NaOH will not take place.

Universal adapter for digestion/distillation tubes MACRO (Ø 42mm) and MICRO (Ø 26 mm).

Small footprint, saves bench top space: The H₂O, NaOH and H₃BO₃ reservoirs are placed within the unit.

Empty Digestion/Distillation tube system.

Stainless steel case with reinforced ABS plastic front.

Green LED 2 digit display.

Distillation program: (Add NaOH, Add Boric Acid, Distillation time, Empty tube.)

Automatic distillate titration kit. (See accessories).

SPECIFICATIONS

Measuring range: from 0.1 to 200 mg Nitrogen.

Programmable distillation time.

Nitrogen recovery >99.5%

Distillation speed : from 35-40ml/minute

Typical distillation time: from 7-10 minutes.

Water consumption rate: from 80-100 litres/Hr.

Steam generator water consumption: 2.5 Litres/ Hr.

Water reservoir for steam generator: 6 litres

NaOH reservoir: 2 Litres.

Boric Acid reservoir: 2 Litres

ALARMS

Low water level for the steam generator.

Safety door open or no distillation/digestion tube in place.

Steam generator over temperature.

AUTOMATIC

Single push button to start the distillation cycle:

- Boric acid dosing

- Start distillation.

- NaOH dosing

- Stop Distillation (Programmed time transpired.)

- Acoustic indicator at the end of the cycle.

ADDITIONAL REQUIREMENTS

To complete Kjeldahl Nitrogen analysis a digestion block is also required.

(See Bloc Digest pages 251 and 252).

MODEL

Part No.	Height / Width / Depth cm	Power W	Weight Kg
4002851	75 50 50	1800	32

Supplied complete with a MACRO Ø 42 mm tube, set of connection tubes, set of reservoirs.

ACCESSORIES

Tube for digestion and distillation Series MICRO of 100 ml volume.

Part No. **4001045**

Digestion and distillation tube Series MACRO of 250 ml volume.

Part No. **4042300**



Adapter kit for automatic determinations. Vessel with location positions for pH electrode, stirrer and reagents and distillate sample.

Part No. **4001724**



Polycarbonate conical flasks durable. CAPACITY 250 ml

Part No. **5310100** with cap.

Part No. **5310101** without cap.



CONTROL PANEL

1. Illuminated indicator. Steam generator

2. Low water in the steam generator

3. Door open or no tube present indicator.

4. Over temperature indicator.

5. Push button and display to select parameters.

6. Mode push button, Manual or Automatic.

7. Push button, dose Boric Acid/Push button START in automatic mode.

8. Dose NaOH push button.

9. Push button, start the distillation in manual mode.

10. Push Button, empty sample tube.





Automatic steam distillation unit Kjeldahl "Pro-Nitro A"



DETERMINATION OF ORGANIC NITROGEN (KJELDAHL METHOD)
FULLY AUTOMATIC OPERATION. FROM THE REAGENT DOSAGE TO THE TITRATION.



Steam distillation system Kjeldahl, complete with automated "ON-LINE" analysis (evaluation in real time). For systematic precise analysis, with minimum personnel intervention, simple and safe. Adequate for a laboratory with a medium to large throughput of samples.

The Kjeldahl steam distillation unit «PRO-NITRO A» evaluates the distillate at the same time as it is produced (evaluation «On-Line»), the evaluation and distillation are completed as one operation, reducing drastically the analysis time. This type of evaluation offers the following additional advantages: detects the point where the sample no longer produces Nitrogen, which means that, the distillation stops at the optimum maximum Nitrogen recovery and does not prolong the analysis longer than necessary.

The titration is a colorimetric method and is accepted by AOAC and does not require any periodic calibration.

FEATURES

Distillation by steam generation.

Automatic «On-line» colorimetric evaluation.

Steam generator with safety thermostat, over temperature and over pressure device.

Safety, door closed, that prevents distillation if open.

Detects that a digestion/distillation tube is present. This prevents the dosing of NaOH if there is no tube located.

Universal adapter for MACRO (Ø 42 mm) and MICRO (Ø 26 mm) distillation tubes.

Space saving in the laboratory: the reservoirs for the H₂O, NaOH, Boric Acid and HCl are located inside the unit.

Empties the digestion/distillation tubes and the collector automatically.

Automatic stop when distillation is complete.

Large LCD display of 20 x 4 characters.

RS232 output to results printer.

Main system made from stainless steel with an ABS plastic front.

SPECIFICATIONS

Measuring range: 0.2 to 200 mg Nitrogen.

Nitrogen recovery: > 99.5%

Distillation speed: from 35 to 45 ml/minute

Coolant water consumption: 80 to 100 litres per hour.

Steam generator water consumption: 2.5 Litre/Hr.

Steam generator water reservoir capacity: 6 litres.

NaOH reservoir capacity: 2 Litres.

Boric Acid reservoir capacity: 2 Litres.

Titration reagent reservoir capacity: 2 Litres.

Evaluation precision: 1.5%

Minimum reagent dose 0.01ml.

ALARMS

Low water level for the steam generator.

Safety door open or no distillation/digestion tube in place.

Steam generator over temperature.

ADDITIONAL REQUIREMENTS

To complete Kjeldahl Nitrogen analysis a digestion block is also required.

(See Bloc Digest pages 251 and 252).



MODEL

Part No.	Height / Width / Depth cm	Power W	Weight Kg
4002430	75 50 50	1800	38

Supplied complete with a MACRO Ø 42 mm tube, set of connection tubes, set of reservoirs, 250 ml. of mixed indicator 4.8 and 100 gr. of sulphate ammonium.

AUTOMATION

Closing and opening of the condenser cooling water in line with the distillation process.

Dosing of Boric Acid.

Dosing of NaOH once the distillation has started.

Select NaOH and Boric Acid volume.

«On-line» evaluation of distillate.

Auto detection of the end of the distillation process.

Special functions to maximise performance.

Special functions for maintenance.

REAGENTS

All the reagents used in the «PRO-NITRO A» are easily located:

- Solution of 30-40% NaOH.
- Solution of Boric Acid at 1% concentration (approx.) with mixed indicators (Bromo-cresol green and methyl red).
- Reagent for titration: HCl or H₂SO₄ from 0.05N or 0.25N adjusted to 0.001 Normal.



CONTROL PANEL

1. Menu to configure the date, time and selectable parameters.
2. Print the analysis information using the optional printer 4120113, purchased as an accessory.
3. <<ESC>> to cancel changes and escape from the menu.
4. Increase values and navigation through the menu.
5. Decrease values and navigate through the menu.
6. <<ENTER>> to accept changes to parameters and navigation through the menu.
7. LCD display to visualise parameters and results

ADVANTAGES

Excellent precision on results.
 Complete Nitrogen recovery from the sample.
 Minimum operator intervention.
 No calibration required.
 Minimum analysis time.

RESULTS

The results can be downloaded to a printer (Optional), required for GLP, and includes the following data:

- Consecutive unrepeatable I.D. number of analysis.
- Date and time.
- Volume of NaOH.
- Volume of Boric acid.
- Reagent normality.
- Nitrogen detected.

```

15/10/05 12:16:08
Analysis Nr: 087598
NaOH:      75ml.
Boric:     25ml.
Normality: 0.1503

Results:
Reagent:   10.521ml
Nitrogen:  22.1382mg
  
```

ACCESSORIES



Ink printer (not thermal paper), size (4/6/10 cm) suitable for use with the PRONITRO A. Paper 2 1/4" (56 mm) wide. Interface RS232. Includes interface and mains cables. Part No. **4120113**

Digestion and distillation tube. Series MACRO of 250 ml volume. Graduated to 100 ml 42 mm Ø x 300 mm high. Part No. **4042300**



Tube for digestion and distillation. Series MICRO of 100 ml volume. 26 mm Ø x 300 mm high. Part No. **4001045**



QUALITY CONTROL INFORMATION

ALL OF THE KJELDAHL DISTILLATION UNITS 4002430 REQUIRE A PROTOCOL ASSAY FOR THE RECOVERY OF NITROGEN WHEN MANUFACTURED. THESE RESULTS COME WITH THE EQUIPMENT AND ARE VALID FOR IQ AND OQ CLARIFICATION.

COMPLEMENT



Digital colorimeter "Pro-A 520"

MICROPROCESSOR CONTROLLED. AUTOMATIC ZERO ABSORBANCE AND 100% TRANSMITTANCE. ALPHANUMERIC 20 CHARACTER 2 LINE L.C.D. DISPLAY.

APPLICATIONS

Reagent preparation for Pro-Nitro A.

FEATURES

Wavelength range: 400 to 800 nm, by using special filters.
 Standard filter: 520 nm.
 Expanded Absorption range: -0.3 to 3.5 O.D.
 Transmission: 0 to 100 T %.
 Photometric accuracy: >1 % @ 1.000 A.
 Photometric precision: ±1 % @ 1.000 A.
 Photometric stability: 0.004 A/hr. @ 0.000 A.
 Light source: Long life tungsten lamp.
 Detector: Solid state.
 Sample chamber: 10 mm cuvettes.
 Minimum volume: 1 ml.
 Display: Alphanumeric LCD display of 2 lines of 20 characters.
 Calculation functions: Transmission T %.
 Absorbance, Concentration by factor or standard concentrations.
 Calibration: Self adjusting by software.
RS-232 interface.



CONTROL PANEL

ON/OFF switch.
 Interactive LCD display.
 Numeric and function keypad.

SPARE

Lamp of 6 V / 6 mm.
 Part No. **4512009**

MODEL

Part No.	Built in printer	Height / Width / Depth cm	Power W	Weight Kg
4120029	NO	11 18 28	10	4.5



Solvent recovery extractor for fats and oils “Det-gras N”

FOR THE DETERMINATION OF FATS BY SOXHLET METHOD.
SAFETY PROTECTION IP65.

Equipment for the extraction of fats and soluble substances that will dissolve in solvents. Based on the Soxhlet methods by Randall, the DET-GRAS-N extracts fats (and or other substances) from the sample by dissolving them in a solvent. If compared to the classic standard soxhlet method, a time saving of between 30-70% can be obtained due to a two stage extraction process and high speed in obtaining high temperatures.

APPLICATIONS

Practically all methods of classic soxhlet extraction can be substituted by the DET-GRAS N. Typical fat determinations are: in meat products, animal fodder, pre-prepared foods, fish etc. Also suitable for the extraction of soluble components in paper paste, textile fibres etc.

FEATURES

Heating by protected electric heater, distributed throughout the radiator surface that provides homogeneous heating throughout the samples.

Electrical safety according to IP65.

Robust temperature control by a durable thermocouple.

Safety over temperature device.

Outer case made of solvents resistant epoxy coated steel.

Extractions can be completed using glass or cellulose thimbles.

Compatible with most common solvents: Petroleum ether. Diethyl ether, hexane, acetone acetonitrile etc.

Supplied complete with 2 sets of seals, adapters for different solvent types.

Typical extraction time (food fats) 50 minutes.

SPECIFICATIONS

Cellulose extraction thimbles \varnothing_{ext} 26 x 60 mm.

Working temperature of 90 to 240 °C.

Solvent recovery 60 to 80 %.

Solvent volume (by sample): up to 50 ml.

Program memories: 16.

Extraction time <<boiling>>: from 0 to 99 minutes.

Extraction time <<rinsing>>: from 0 to 99 minutes.

Time to recuperate solvents: from 0 to 99 minutes.



CONTROL PANEL

LCD display of 2 lines of 20 characters.

Keypad with 4 push buttons to select temperature, time and programs.

MODELS

Part No.	No. of places	Height / Width / Depth cm	Water consumption litres/minute	Power W	Weight Kg
4002841	2	70 45 40	1	200	19
4002842	6	70 75 40	2	600	25

Supplied with	model 6 places	model 2 places
Cellulose sample thimbles	25	25
Thimble rack	3	1
Support rack beakers	3	3
Aluminium tubes for thimble support	6	2
Extraction support for thimbles	18	6
Aluminium solvent beakers	18	6
Magnetic tongs for thimble manipulation	1	1
Tongs for manipulation of Aluminium beakers	1	1
Support rack	1	1
Transporting support handles	1	1
Butyl Joints	6	2
Vitron Joints	6	2



Accessories supplied with the 6 place model.



Extractor for the determination of cellulose and fibre “Dosi-fiber”

APPLICATIONS

Total Fibre (WEENDE, VAN SOEST or similar). Dietary fibre. Neutral detergent fibre. Acid detergent fibre. Other extraction processes which do not use acetic acid, acetic trichloric acid or nitric acid. Textile fibre. Wood and paper fibre.

EQUIPMENT DESCRIPTION

Integral extraction and filtration.

No sample transfer reduces the risk of sample loss, since the tubes, crucibles and filter are transferred with the samples in place.

Excellent results due to reproducible operating conditions.

Easy sample handling due to the special crucible support stand.

Versatile and precise test procedure that allows the samples to be weighed at various stages in the extraction process.

FEATURES

Rugged external case with a “RILSAN” protective coating. All equipment components; condenser, valves, heater, compressed air valves and controls are all protected within the main case. Infrared heating elements.

CONTROL PANEL

Mains illuminated ON/OFF switch.

Switch for compressed air pump.

Heating element with electronic control.

TECHNICAL DATA

Sample size: 0.5 to 3 g (Normally 1 g).

Reproducibility: approximately $\pm 1\%$ for fibre level between 5-30 %.

Measuring range: 0.1 to 100 %.

Cooling water consumption: 1 litre/minute.

EQUIPMENT

Comes complete with: crucible with a porosity P-2, Crucible support rack, heater lid and holder manipulator.

MODELS

Part No.	No. of places	Height / Width / Depth (exterior) cm	Power W	Weight Kg
4000599	4	56 43 32	1000	19
4000623	6	56 57 32	1500	25



6 places extractor, part no. 4000623.

ACCESSORIES

Double hotplate for reagents.

Power consumption 1750 W.

Part No. 4000634

Beaker for reagents.

Part No. 1000635



SPARES

Support rack

4 crucibles.

Part No. 4000600

Support rack

for 6 crucibles.

Part No. 4000624

Crucibles

with a P - 2 porosity.

Part No. 4000601

EQUIPMENT FOR THE DETERMINATION OF TOTAL DIETARY FIBRE, ENZYMIC METHOD

THE DETERMINATION OF TOTAL DIETARY FIBRE BY THE ENZYMIC METHOD (AOAC, AACC) IS VERY DIFFERENT TO THE WEENDE AND THE DE VAN SOEST METHODS. THE EQUIPMENT FOR THIS ANALYSIS DEPENDS ON THE ENZYME KIT THAT YOU ARE GOING TO USE. ONCE THE TYPE OF ENZYME KIT IS SELECTED THE KIT INSTRUCTIONS WILL INDICATE THE NECESSARY EQUIPMENT TO COMPLETE THE ANALYSIS. THE COLD EXTRACTION UNIT EF-1425 PART NO 4001425 AND THE RECIPROCAL BATH PART NO 6032011 ARE FREQUENTLY USED (SEE PAGE 91).



Cold extraction unit “EF-1425”

DESCRIPTION

Specifically designed unit for cold extraction of up to 6 samples simultaneously, using acetone or other solvents. Complements the Dosi-Fiber for the analysis of crude fibre.

Components: 1 litre receptacle for solvent recovery, suction tube and 6 adapters to hold the filtration crucibles Part No. 4000601.

A pump or jet pump will be required to connect to the suction tube.

Comes complete with: blank stoppers in the case that not all of the 6 crucible places are used and a 1 litre solvent recovery vessel.

FEATURES

Stainless steel AISI 304, extractor, modular construction, easy to use and fast removal for efficient cleaning.

Support and crucible rack, made from hardened glass.

MODEL

Part No.	Height / Width / Depth (exterior) cm	Weight Kg
4001425	45 20 34	3

ACCESSORY

Jet pump.

Part No. 7000293





Oenological Distillation unit "DE-1626"

APPARATUS TO OBTAIN THE DISTILLATION OF ALCOHOL FROM ALCOHOLIC BEVERAGES IN ACCORDANCE WITH CEE NO. 2676/90 (WINE ANALYSIS) AND CEE NO. 2870/2000 (ANALYSIS OF SPIRITS.)

APPLICATIONS

Degree of alcohol in wines, Degree of alcohol in spirits, Volatile acids and Sorbic acid.

FEATURES

Vapour distillation.

Designed especially to obtain the distillation of wines and spirits to determine the alcohol grade by volume, volatile acid, ascorbic acid and other components.

Distillation volume up to 400 ml.

Auto stop at the end of the distillation.

Simple operation with minimum service.

Vapour generator protection system.

- Tube Ø 42 mm for volatile acid samples.

- Tube Ø 52 mm for volatile acid samples and 100 ml proof alcohol.

- Tube Ø 80 mm for samples of 200 ml for proof alcohol.

- 200 ml Matrix flask to collect distillate.

TECHNICAL SPECIFICATIONS

Validated to the criteria of CEE No. 2676/90 and CEE No. 2870/2000

Distillation speed: 30-40 ml/min (Recover of 200 ml of distillate in 5/6 minutes).

Condenser coolant water rate: 80-100 l/hr.

Generator water consumption: 1 and 1.25 ml for each ml of distillate.

Vapour generator power: 2400 W.

CONTROL PANEL

Control Panel.

Electronic controller.

Mains switch.

START Push button.

STOP Push button.

ADD Push button.

By the use of the ADD button allows the distillate to set burette level, then, there is no need to fill up with water to a level of 200 ml.

VALIDATION

The oenological DE-1626 has been validated by the oenological laboratory INCAVI in Vilafranca del Penedés. This laboratory has completed analysis from the distillation unit DE-1626 for the determination of alcohol proof by volumetric analysis, following the criteria of CEE No 2676/90 and CEE 2870/2000. They have analysed samples of hydrated alcohol, different wines and spirits with a high alcohol content. The unit was successfully appraised by the laboratory.

MODEL

Part No.	Height / Width / Depth cm	Power W	Weight Kg
4001626	90 30 30	2400	20

Supplied with tubes and flasks Ø 42, 52 and 80 mm and a 200 ml matrix flask.



Automatic termination of final distillation at 200 ml of distillate. By using the ADD function small quantities of distillate can be added to accurately fill the matrix flask to the mark without having to add water to the distillation.



ACCESSORIES



Glass tube adapters.

Part No.	Dimensions
4042300	Ø 42 x 300 mm
1001422	Ø 52 x 300 mm
1000646	Ø 80 x 300 mm



Support rack for 6 tubes, made of stainless steel.

Part No.	Suitable tubes dimensions
4000648	Ø 42 mm
4001473	Ø 52 mm
4001613	Ø 80 mm



Matrix flask 200 ml.
Part No. **1001636**

Alcoholmeters, graduations in 0.1 grade alcohol.

Part No.	Graduations
1001629	0 - 10
1001630	10 - 20
1001631	20 - 30
1001632	30 - 40
1001633	40 - 50
1001634	50 - 60
1001635	90 - 100



Alcoholmeters stand 6 places.
Part No. **1000015**

COMPLEMENTS FOR THE OENOLOGICAL DISTILLER "DE-1626"

ALL BASIC WINE ANALYSIS WITH A SIMPLE MANUAL EQUIPMENT, COMPOSED OF: OENOLOGICAL ANALYSER PHOTOMETER "M-3000", MICRO-CENTRIFUGE "CENCOM-1" AND DRY-BLOCK THERMOSTAT "ENOBLOC".



Oenological analyser photometer "M-3000"

SMALL BENCHTOP ANALYSER.

FOR COLOR MEASUREMENT, FOLIN-CIOCALTEAU INDEX AND FOR ENZYMATIC ANALYSIS.

APPLICATIONS

With the oenological application photometer, the following determinations can be performed:

1. Wine colouring intensity (absorbances addition at: 420, 520 and 620 nm.)
2. Folin index (polyphenols).
3. Grapes phenolic colour and maturity by means of *Cromoenos*® method.
4. Enzymatic analysis for grape juice, grape juice-wine and wine. Acids: acetic, malic, gluconic and lactic, glucose, fructose and glycerine.

FEATURES

Wavelength range: from 340 to 750 nm, with interference filters with a 10 nm band pass.

Manual filter selection (12 positions filter disc).

Supplied with filters: 340, 420, 520, 620 and 750nm.

Other optional filters possible.

ABS, T% and concentration reading.

ABS reading range: from -0.3 to 3.5 OD.

T% reading range from 0 to 100%T.

Concentration range: from 0.001 to 9.999

Photometric accuracy: 1%.

Precision: ±1 %.

Photometric stability: better than 0.004 A/h.

Light source: halogen lamp 6V/12W.

Cell holder for 10 mm. path length cuvettes.

Internal calibration by software.

CONTROL PANEL

Filter change knob.

Numeric keypad and for functions.

Alphanumeric display with interactive messages.

RS-232 interface for connection to printer or computer.

MODEL

Part No.	Height / Width / Depth mm	Power W	Weight Kg
4120019	11 18 28	35	3



SPARE

Halogen lamp 6 V 12 W.

Part No. **4313040**

Note: A visible ultraviolet range spectrophotometer UV-2005 is needed for a total polyphenols index determination (absorbance 280 nm) and the *Cromoenos*® method exact and accurate measurement.
Part no. 4120020. Page: 240

ACCESSORIES

Glass cuvettes 10 mm. path length. 2 units pack. Part No. **5100021**

Glass cuvettes 1 mm. path length. 2 units pack. Part No. **4120034**

Polystyrene cuvette, semi-micro, 10 mm. path length. 100 units box. Part No. **5100023**

Cuvettes adapter of 1 mm. Part No. **4120033**



Microcentrifuge "Cencom III"

FOR MICROTUBES OF 2,2/1,5, 0,5 AND 0,2 ML.

DIGITAL ELECTRONIC CONTROL OF SPEED AND TIME. ADJUSTABLE SPEED UP TO 14500 r.p.m.

FEATURES

ABS external case.

Maintenance free induction drive motor.

Rubber suspended motor which reduces the vibrations.

High speed microcentrifuge that minimizes the samples over temperature.

Extremely quiet operation.

For 12 microtubes with identification code.

Polycarbonate upper lid.

Peephole on the lid to visualize the centrifuge inside.

CONTROL PANEL

Start switch.

Push button Start/Stop.

LCD display indicating time and speed.

Time selector push button.

Speed selector push button.

Push button ▲ increase different parameters.

Push button ▼ decrease different parameters.

Push button motor drive rotation for quick acceleration

Short/Spin.

Push button open lid when cycle has ended.

MODEL

Part No.	Tubes capacity	Height/ Width/ Depth (exterior) cm	Max. speed r.p.m.	R.c.f.(xg)	Power W	Time selected	Weight Kg
5022010	12	15 21 25	14500	14000	105	till 99' 99"	4

Comes complete with 12 adapters of 0,5 and 0,2ml.



NEW DESIGN



Metallic thermostat dry block "Enobloc"

APPLICATIONS

To use the enzymatic reagents performing at full capacity, it is recommended to incorporate the thermostat dry-block incubator for tubes/cuvettes at a fixed temperature of 35 °C.

Part No. **7001570**

Capacity: 15 cuvettes pathlength 10 mm, which can be macro or semi-micro of 1,5 ml..

MODEL

Part No.	Height / Width / Depth (exterior) cm	Stability °C	Power W	Weight Kg
7001570	11 18 28	±0,5	10	2,4



Cromoenos® is a registered trademark by Bioenos S.L

<http://www.bioenos.com>

(for analytical applications, please check out the website).

APPARATUS FOR WATER ANALYSIS



Thermo reactor for determining COD Chemical Oxygen Demand of waste water plants

STANDARD TO C.E.E. AND UNE 77-004.
REFLUX METHOD.

FEATURES

Composed of a Hot block for 6,12 or 20 samples, process programmer and lifting racks. Uniform heating throughout the block to all samples. Automatic temperature and time control during digestion.

C.O.D. unit comprises of:

- 1 metallic hot block.
- 1 Processor for temperature and time.
- 1 Support rack for tubes.
- 1 Support rack for condensers.
- C.O.D. tubes with an aperture of 29/32.
- Condensers for C.O.D.

MODELS - EQUIPMENT DESCRIPTION

	Part No.	No. of places
DQO. - 6	4000638	6
DQO. - 12	4000639	12
DQO. - 20	4000640	20



INDIVIDUAL PARTS LIST AND SPARES

Hot block. This block cannot be used without the RAT controller of temperature and time.



Part No.	No. of places	Ø tube mm	Height / Width / Depth (exterior) cm	Temperature °C	Power W	Weight Kg
4000507	6	42	18 33 28	45 - 450	1500	18
4000508	12	42	18 39 33	45 - 450	2100	25
4000509	20	42	18 44 39	45 - 450	2500	31



System programmer for temperature/time RAT-2. Part No. 4001538

Condenser tube support.

Part No.

- 4000643 6 places.
- 4000644 12 places.
- 4000645 20 places.




Tube support rack.

Made of chemically treated dural sheet metal, with handles and removable panels that maintain the heat around the tubes and allow the user to examine the samples during the process.

Part No.

- 4005071 for C.O.D. 6 (block 4000507).
- 4005081 for C.O.D. 12 (block 4000508).
- 4005091 for C.O.D. 20 (block 4000509).



Features

Display of time, temperature and program. Selectable temperature from 45 to 450 °C. Memory capacity: 10 programs of 5 stages of each program. Maximum time per stage: 600 minutes. Visual and acoustic alarm at the end of the cycle. Alarm if the temperature probe fails.

Control Panel

Mains switch.
Temperature display.
Push button to select temperature.
Push button to increase value.
Push button to start.
Push button to stop.
Push button to decrease value.
Push button to select time.
Display time and program number
Push button to select program.

Tubes for C.O.D.

Part No. 1000641



Condenser tubes for C.O.D. process.

Part No. 1000642





Laboratory flocculator "Flocumatic"

FOR THE DETERMINATION OF THE NECESSARY AGENTS REQUIRED FOR SEDIMENTATION.
DIGITAL ELECTRONIC CONTROL OF SPEED AND TIME FUNCTIONS.
NEW LIGHTING SYSTEM.

NEW
DESIGN

Maximum torque per stirring unit is 40 Ncm. Maximum viscosity 30.000 mPas.

APPLICATIONS

Optimization of coagulant additives and poly-electrolytes for surface and residual water treatment.

Evaluation of the efficiency of an absorbent in toxic agents.

Polyvalent. Without transmissions by belt. Due to its powerful torque it allows stirring and mixing high viscosity substances.

FEATURES

Stirring equipment for 4 or 6 places that accommodates beakers up to 1000 ml tall shape or 2000 ml short shape.

Stirring speed from 15 to 200 r.p.m.

Silent running.

Adjustable timer from 1 to 999 minutes or continuous operation.


Easily adjusted height over head stir, bars made of AISI 304 stainless steel are easily fixed in position.

Two vertical and horizontal adjustable illumination units can be placed in the unit. This adjustable accessory allows the light angle to be varied according to the samples being run. An original Selecta design. See accessories part numbers 3000821 and 3000823, 4 and 6 place models that obtain simultaneous front and back lighting.

The main case of the unit is made of epoxy coated steel, with AISI 304 stainless steel supports with anti slip rubber feet.

CONTROL PANEL

1. Alphanumeric display. Indicates rpm and time.
2. Parameter invalidate button.
3. Parameter value decrease button.
4. Parameter value increase button.
5. Parameter validation button.



Flocculator "Flocumatic" with horizontal and vertical illumination (6 places).



Flocculator "Flocumatic" with horizontal illumination (4 places).

MODELS

Part No.	No. of places	Speed r.p.m.	Height / Width / Depth (exterior) cm	Illumination power W	Power W	Weight Kg
3000820	4	15 - 200	52 70 23	40	160	24
3000822	6	15 - 200	52 99 23	50	170	36

ACCESSORIES

Illumination units, simultaneous lighting horizontal and vertical.

Part No.	Model part No.	Places
3000821	3000820	4 places.
3000823	3000822	6 places.



Portable flocculator "4P-M"

FOUR POSITIONS. WITH ILLUMINATION.

FEATURES

Mains voltage or portable connection to a cigarette lighter within a car (12 V DC), for achieving analysis for a site chemical dose measurements of waste water treatment plants.

Head stirrers made of AISI 304 stainless steel with variable height.

Suitable for vessels up to 1 litre capacity.

CONTROL PANEL

1. Alphanumeric display. Indicates rpm and time.
2. Parameter invalidate button.
3. Parameter value decrease button.
4. Parameter value increase button.
5. Parameter validation button.



MODEL

Part No.	Height / Width / Depth (exterior) cm	Power W	Power supply	Weight Kg
3000835	37 25 27	20	12 volts	6

ACCESSORY.

Carrying case.

Part No. 3000836





Water distiller “Aquasel”

DISTILLATION CAPACITY: 3 AND 6 LITRES/HOUR.

Made from stainless steel and glass, easy disassembly for cleaning and storage.

COMMON FEATURES

Easy to use, suitable for continuous distilled water requirements. Boiler unit and heater element made of AISI 304 stainless steel, with lid and condenser made of orosilicate glass. The glassware pressure seal connection is an original Selecta design. Safety system cuts off power to the heater element if there is not enough water. Distilled water produced is pyrogen free.

MODELS	Part No.	Distillation capacity l/h	Water consumption l/min	Conductivity at 20 °C	Ø / Height (ext.) cm	Power W	Weight Kg
Aquasel 4	4903004	3	1	3 µs/cm	18 43	2400	5
Aquasel 6	4903006	6	2	3 µs/cm	23 68	4800	8

Supplied complete with silicon seals.



Distillation still “L-3”

DISTILLATION CAPACITY: 3 LITRE PER HOUR.

FEATURES

Made entirely of borosilicate glass. Functions: automatic with continuous water production. Produces distilled water of a high purity, free of pyrogens and metal ions. Equipped with quartz heater elements and protection device using a safety thermostat that is activated in the case of low water pressure to the condenser or boiler unit. The unit automatically reactivates when the water pressure is restored. Suitable for wall mounting.

MODEL

Part No.	Distillation capacity l/h	Water consumption l/min	Conductivity at 20 °C	Height / Width / Depth (exterior) cm	Power W	Weight Kg
4903000	3	1	3 µs/cm	34.5 56 19	2200	4.5



Water distiller “D-4 Large” and “D-10 Large”

DISTILLATION CAPACITY: 4 AND 10 LITRES/HOUR.

FEATURES

Equipment entirely made of borosilicate glass. Automatic operation. Continuous production of high purity distilled water, free of dissolved gases, metals, salts and pyrogens. Spiral heating system. Double safety system: 1. By a presostat that turns the heater off in case of lack of water supply. 2. Water level device that avoids the computer to function until the heating element is covered with water.

CONTROL PANEL

Power switch.
Lack of water flow indicator lamp.

MODEL

Part No.	Distillation capacity l/h	Water consumption l/min	Conductivity at 20° C	Height / Width / Depth (exterior) cm	Power W	Weight Kg
4903001	4	1	2 µs/cm	69 28 30	3000	6,3
4903015	10	2	1,5 µS/cm	96 36 40	6600	23





Water distillers, “AC-L4” and “AC-L8”

DISTILLATION CAPACITY: 3.5 AND 8 LITRES/HOUR.

FEATURES

Tank and heating element made from stainless steel.
 External case made from epoxy covered steel.
 Easily dismantled for cleaning and service. All seals made from silicon.
 In the case of over temperature or low water supply, a safety thermostat cuts power to the heater.
 Water supply tube 3/4” mm.
 Distilled water tube connection Ø 12 mm.
 Voltage: 230 V / 50/60 Hz

CONTROL PANEL

Illuminated power switch.
 Safety switch thermostat with rearm system.

MODELS	Part No.	Distillation capacity l/h	Water consumption l/min	Conductivity at 20 °C	Height / Width / Depth cm	Power W	Weight Kg
AC-L4	4903007	4	1	2 µs/cm	44 25 23	3000	8
AC-L8	4903008	8	1,4	2 µs/cm	61 26 26	6000	14



Water distillers “L-4 Cabinet” and “L-8 Cabinet”

DISTILLATION CAPACITY: 4 AND 8 LITRES/HOUR.

FEATURES

Equipment entirely made of borosilicate glass, with protective case with transparent plastic door that allows an easy access to the glass and heating elements.
 The water distiller incorporates a boiler, a large surface cooling and two heating elements with protective quartz.
 Desktop model with device to hang it on the wall.
 Continuous production of high purity distilled water free of dissolved gases, metals, salts and pyrogens.
 Easy to dismantle for a complete cleaning.
 Automatic operation.
 Totally automatic operation:

- The equipment disconnects when the distilled water tank is full.
- The equipment reconnects when emptied.
- Automatic operation of the distiller.

Double safety system: 1. By a thermostat that turns the heater off in case of lack of water supply. 2. Water level device that avoids the computer to function until the heating element is covered with water.

CONTROL PANEL

Start up main switch.
 Light indicators of heating, cleaning, of lack of water and tank full.

MODEL

Part No.	Distillation capacity l/h	Water consumption l/min	Conductivity at 20° C	Height / Width / Depth (exterior) cm	Power W	Weight Kg
4903002	4	1	1.5 µs/cm	40 69 26	1x3000	12
4903016	8	2	1,5 µS/cm	48 69 40	2x3000	22



NEW

Note on the outlet water: Depending on the inlet water quality, it can be of type II or III (according to ASTM). All parameters have been tested under standard laboratory conditions.



Water distillers “R-4 Reser” and “R-8 Reser”

DISTILLATION CAPACITY: 4 AND 8 LITRES/HOUR.

STORAGE TANK: 8 LITRES.

FEATURES

External case epoxy covered.
 Cooling and heating elements made of stainless steel.
 Easy to dismantle for cleaning.
 Thermostat that disconnects the heater when there's lack of water supply.
 Monitoring function that disconnects the distiller when the storage tank is complete full, and resumes as it empties.
 Distilled water dispenser located in the front part.
 Distilled water and water supply racords of 3/4 inch.
 Desktop model with device to hang it on the wall.

CONTROL PANEL

Illuminated power switch.
 Lack of water flow indicator lamp.

MODEL

Part No.	Distillation capacity l/h	Water storage tank l	Water consumption l/min	Conductivity at 20° C	Height / Width / Depth (exterior) cm	Power W	Weight Kg
4903005	4	8	1	1,5 µs/cm	50 63 32	1x3000	24
4903017	8	16	1,4	1,5 µS/cm	60 71 34	2x3000	34



NEW



Water double distillation "L-4B"

DISTILLATION CAPACITY: 4 LITRES/HOUR.



FEATURES

Made completely from borosilicate glass with protective case that has easy access to the heater elements and glass parts.

Automatic function and continuous production.

Produces high quality double distilled water free from pyrogen and metallic ions.

It functions through a dual distillation process:

The distilled water from the first stage is collected by the heater reservoir of the second stage, that starts the double distiller function when the water's level is optimum, thus providing double distilled process.

Protection with a safety thermostat is activated if there is insufficient cooling water. Reactivated automatically when the water supply is re-established.

Water flow stop if there is an electrical fault.

If it is required to store the distilled water and to prevent over filling, the system stops, switches off power and disconnects the water flow when is full.

Voltage: 230 V / I, 50/60 Hz = 26.8 A

MODEL

Part No.	Distillation capacity l/h	Water consumption l/min	Conductivity at 20 °C	Height/Width/Depth cm	Power W	Weight Kg
4903010	4	2	0.5 µs/cm	48 69 40	2x3000	22



SPARES

Heater element made of quartz. Part No **4903011**

Glass still, borosilicate glass (the equipment comes with 2 condensers. Price provided is for 1 spare condenser). Part No. **4903012**

Condenser, borosilicate glass (the equipment comes with 2 condensers. Price provided is for 1 spare condenser). Part No. **4903014**



Water distiller, specially for autoclaves "Dest-4"

DISTILLATION CAPACITY: 1.2 LITRES/HOUR. INTERNAL CAPACITY 4 LITRES.

FEATURES

Case made from thermo resistant plastic. Internal stainless steel. Cooling by forced air through a condenser. Without glass heater elements, Easy to use. Safety cut out if over temperature due to insufficient water.

Supplied complete with a 4 litres plastic bottle and three dispenser tap with filter.

Note: for daily use it is recommended to change the filter every 3 months.

MODEL

Part No.	Distillation capacity l/h	Conductivity µs/cm	Ø	Height cm	Power W	Weight Kg
4001729	1.2	5	29	39	750	3.5



SPARE. Dispensing filter tip. Part No. **4001730**

COMECTA Descaler "C-3"

APPLICATIONS

Pre-treated water that contains large quantities of CaCO₃ (lime). For general laboratory use.

Recommended for use with distillation units where water hardness is above 25° french.

TECHNICAL SPECIFICATIONS

Metal container of AISI 304 stainless steel with regeneration of salt by using a two way reverse valve system. Resin capacity: 12 litres. Regeneration salt: 2 Kg. Regeneration cycle: 1200 litres to 60° french / 4800 litres to 35° french.

Regeneration cycle for distillation of: 300 to 800 litres.

Maximum mains water pressure: 4.5 Kg/cm².

Maximum supplied admissible hardness: 60° french.

Out put hardness: 1° french.

External measurement: 62 cm high x 19 cm Ø.

Weight: 20 Kg.

Part No. **0703052**



Comes complete with in and out 3/4" tubing.

COMECTA 50 Litre distilled water reservoir

FEATURES

Recommended for the storage of distilled water. Made of high density polyethylene. 50 litre capacity, with handles and dispenser tap. 15cm Ø top lid with stopper.

Dimensions: 68 cm high x 35 cm Ø.

Part No. **0106006**

ACCESSORY

Water reservoir trolley.

Robust steel trolley with epoxy coating.

Lockable wheels, Inner section for holding jars and carboys etc.

Fits containers 38 cm Ø.

Height 48 cm.

Part No **5903049**



BALANCES, MICROSCOPES, AND MELTING POINT



ANTIVIBRATION BALANCE TABLE



MELTING POINT APPARATUS



PRECISE BALANCES



LIGHT SOURCE



MICROSCOPES

Precise balances

Balance accessories and precision weights

Stereomicroscopes

Microscopes

Microcameras and polarimeter

Refractometers

Melting point apparatus

page 267

pages 268 to 269

pages 270 to 271

pages 272 to 278

page 278

pages 279 to 280

page 281

*"One researcher shines for his questions, not for his answers."
Duque de Levis*

COMECTA Precise analytical balance “JF-2204M”

COMECTA

FEATURES

Digital 7 segment screen.
 Time to stability: 8 seconds.
 Adjustable time and sensitivity control.
 ON/OFF automatic zero adjustment.
 Automatic calibration with internal weight.
 Tare range by subtraction up to the maximum capacity.
 Piece counting function.
 Hydrostatic weighing through lower accommodation.
 Units of measurement in g, ct, and oz.
 Adjustable Height. Level adjustment (bubble).
 Data interface: RS-232/USB.
 Operable ambient temperature 5 to 40 °C
 Power supply: 110/220 V-50/60Hz.
 Supplied complete with cover.



NEW DESIGN



MODELS	Part No.	Maximum weight capacity g	Precision ±g	Linearity ±g	Height / Width / Depth (exterior) cm	Height / Width / Depth (Draft shield) cm	Ø plate cm	Weight Kg
JF-2204M	5830040	220	0.0001	0.0002	35 21.5 34	26.5 22 22,5	8	5

COMECTA Electronic Balance “Laborcom”

COMECTA

COMMON FEATURES

Easy to read seven segments display.
 Stabilization time: 3 seconds.
 ON/OFF. Automatic Zero adjustment
 External automatic calibration.
 Operating temperature: from 5 to 35 °C.
 Voltage: 220 V ±10 V / 50 Hz.

Tare range by subtraction up to maximum capacity.

- All models are externally calibrated. The 0.01G precision models have a weight included.
- All models also have batteries in addition to the power supply. In the 10, 20 and 30 kg models the batteries are rechargeable.
- Piece counting function. Overload indicator.
- All models have RS232 connection

MODELS	Part No.	Maximum weight capacity g	Precision ±g	Height / Width / Depth (exterior) cm	Ø plate cm	Weight Kg
LABORCOM 100-L	5830125	110	0,01	7 17,5 24	12,5	1,6
LABORCOM 200-L	5830126	210	0,02	7 17,5 24	12,5	1,6
LABORCOM 600-L	5830131	600	0,1	7 17,5 24	12,5	1,6
LABORCOM 1000-L	5830132	1100	0,1	7 17,5 24	12,5	1,6
LABORCOM 2000-L	5830133	2000	0,1	7 17,5 24	12,5	1,6
LABORCOM 5000-L	5830128	5000	1	8 18 28	14,2 x 19,2	1,8
LABORCOM 10000-L	5830127	10000	1	8 37 37	14,2 x 19,2	2,5
LABORCOM 20000-L	5830129	20000	1	8 37 37	14,2 x 19,2	2,8
LABORCOM 30000-L	5830130	30000	1	8 37 37	14,2 x 19,2	2,8



COMECTA Shaking monitor for blood collection “HED02”

FOR BLOOD COLLECTION PROCESSES IN BAGS

FEATURES

HED02 is a digital blood collection monitor, created to control and monitoring blood collection processes. It has been designed to perform simple, precise and accurate operations.

It is composed of:

- Easily removable tray.
- Wired or wireless interface networking.
- Automatic clamp closing at the end of the donation.
- Automatic tare calculation.
- Real time monitoring of the donation showed on the digital display.
- Stand alone mode (operating with rechargeable battery). 8 hours life.
- Sensor to detect the tube presence.
- Power supply: 110/220 V-50/60Hz.

MODEL

Part No.	Max weight Capacity g	Precision g	Resolution g	Height / Width / Depth (external) cm	Power W	Weight Kg
5010000	999	± 3	1	19 32 32	60	5

It is supplied with a transport suitcase.



ACCESSORIES

- Barcode reader Hedo-2. Part No. **5010003**
- Alarm lamp pool Hedo-2. Part No. **5010004**



WEIGHING DISHES “ACCU-WEIGH”

Anti static. Reproducible tare weighing. Contamination free. Large selection of sizes.

Common features:

Made from high density polystyrene with flat base, round edge, contamination free surface and hydrophilic. Flexible in form for easy manipulation of the sample either liquid or solid.

Manufactured in two forms:

- Diamond form, colours white and black.
- Square form, colour white.

Part No.	Form	Capacity	Height / Width / Depth	Weight	Colour
5726004	Diamond	5	3.8 31 54	0.25	White
5726005	Diamond	5	3.8 31 54	0.25	Black
5726006	Diamond	30	13.5 55 85	1.00	White
5726007	Diamond	30	13.5 55 85	1.00	Black
5726008	Diamond	100	20 92 132	2.6	White
5726009	Diamond	100	20 92 132	2.6	Black
5726010	Square	7	8.5 44 44	0.65	White
5726011	Square	100	24 80 80	2.2	White
5726012	Square	250	24 134 134	6.1	White

Comes in packets of 100 units.



ALUMINIUM WEIGHING BOATS

Static free, pressed dishes with rolled edge.

Withstands temperatures up to 450 °C.

Due to their form the dishes can be used one on top of another to protect samples. Suitable for testing, solid samples and mixtures of emulsions for moisture content, by differential weight loss method.

Useful for weighing, comparing, freezing or evaporation.

Consumable, single use.

Part No.	Thickness mm	Height / Ø (usable) mm	Comes in
5726000	0.2	5 42	packets of 112 units
5726001	0.2	10 57	packets of 110 units



ANTIVIBRATION BALANCE TABLE

Formica covered metal table with central polished granite plate to support the balance, mounted on silent blocks.

Adjustable shock device. Maximum weight 40 Kg.

Part No.	Height / Width / Depth (exterior) cm	Height / Depth (balance support) cm	Weight Kg
5838101	80 90 70	45 39	70



BALANCE DENSITY MEASUREMENT “PR-SE” (PATENTED)

Applications: System for reading the density of liquids using the immersion of a glass sinker of known volume. Can be used for opaque and viscous liquids for all classes of liquid.

Features: Made of borosilicate glass of low dilatation coefficient and a constant volume.

Mode of operation:

- Locate the tube with liquid on an electronic balance.
- Push the TARE to achieve a zero stable reading
- Introduce and submerge the measuring suspended sinker centrally without tilting the tube, keep suspended.

At this moment the screen will indicate the DIFFERENTIAL WEIGHT, that is exactly the same as the density of the liquids multiplied by 10.

To obtain a density value in mS, it is necessary to have a balance with a minimum resolution of 0.01 g.

Part No.	Density interval g/ml	Maximum tolerance error g/ml	Temperature assay/reference °C
5600000	0.600 - 2.000	±0.0005	20 / 20

Calibrated precision weights class E2 and F1. Certification W.E.C.C. (Western European Calibration Co-operation)

COMMON FEATURES

In the manufacturing of these weights the meteorological requirements are applied to conform with the OIML verification for accuracy, raw material, geometric form, identification and conservation. To guarantee their accuracy, the individual weights are supplied in a partitioned wooden case with a clasp lid and a small tray housing for locating the mg weights. The wooden boxes are lined with velvet for the g and Kg weights.

Weight	Part No. Weight Class E2	Part No. Certificate E2	Tolerance Max. error ± mg	Part No. Weight Class F1	Part No. Certificate F1	Tolerance Max. error ± mg
1 mg	5838102	5838124	0.006	5838146	5838169	0.020
2 mg	5838103	5838125	0.006	5838147	5838170	0.020
5 mg	5838104	5838126	0.006	5838148	5838171	0.020
10 mg	5838105	5838127	0.008	5838150	5838172	0.025
20 mg	5838106	5838128	0.010	5838151	5838173	0.03
50 mg	5838107	5838129	0.012	5838152	5838174	0.04
100 mg	5838108	5838130	0.015	5838153	5838175	0.05
200 mg	5838109	5838131	0.020	5838154	5838176	0.06
500 mg	5838110	5838132	0.025	5838155	5838177	0.08
1 g	5838111	5838133	0.030	5838156	5838178	0.10
2 g	5838112	5838134	0.040	5838157	5838179	0.12
5 g	5838113	5838135	0.050	5838158	5838180	0.15
10 g	5838114	5838136	0.060	5838159	5838181	0.20
20 g	5838115	5838137	0.080	5838160	5838182	0.25
50 g	5838116	5838138	0.10	5838161	5838183	0.30
100 g	5838117	5838139	0.15	5838162	5838184	0.5
200 g	5838118	5838140	0.30	5838163	5838185	1
500 g	5838119	5838141	0.75	5838164	5838186	2.5
1 Kg	5838120	5838142	1.5	5838165	5838187	5
2 Kg	5838121	5838143	3.0	5838166	5838188	10
5 Kg	5838122	5838144	7.5	5838167	5838189	25
10 Kg	5838123	5838145	15	5838168	5838190	50

Weight material

From 1 to 5 mg = aluminium, density approx. 2.7 g/cm³.

From 10 to 500 mg = alpaca, density 8.6 g/cm³.

From g and Kg = antimagnetic polished stainless steel, density approx. 8.0 g/cm³, Without adjustable chamber E2 and with adjustable chamber F1. The calibration certificate is expedited by DKD (member of the W.E.C.C.), which contains the determination and deviation between the nominal mass values, the actual measured value and the tolerance measurement.



SET OF STANDARD WEIGHTS WITH BOX AND MATCHING CERTIFICATE

Set of weights E2 of 1 mg to 500 mg Part No. **5831822**

Set of weights F1 of 1 mg to 500 mg Part No. **5832822**

Material: Wooden box (E2), or resin box (F1), with clasp, tweezers and a small brush.

Weight details: 1 mg, 2 mg, 2 mg, 5 mg, 10 mg, 20 mg, 20 mg, 50 mg, 100 mg, 200 mg, 200 mg and 500 mg. Total 12 weights = 1.11 g

Certificate for set of weights E2 of 1 mg to 500 mg Part No. **5862350**

Certificate for set of weights F1 of 1 mg to 500 mg Part No. **5862450**

Set of weights E2 of 1 mg to 50 g Part No. **5831302**

Set of weights F1 of 1 mg to 50 g Part No. **5832302**

Material: Wooden box with clasp, lined with velvet, a special glove, housing for extractable fractional weights, tweezers and a small brush.

Weight details: 1 mg, 2 mg, 2 mg, 5 mg, 10 mg, 20 mg, 20 mg, 50 mg, 100 mg, 200 mg, 200 mg, 500 mg, 1 g, 2 g, 2 g, 5 g, 10 g, 20 g, 20 g y 50 g

Total 20 weights = 111.11 g

Certificate for set of weights E2 of 1 mg to 50 g Part No. **5862301**

Certificate for set of weights F1 of 1 mg to 50 g Part No. **5862401**

Set of weights E2 of 1 mg to 100 g Part No. **5831303**

Set of weights F1 of 1 mg to 100 g Part No. **5832303**

Material: Wooden box with clasp, lined with velvet, a special glove, housing for extractable fractional weights, tweezers and a small brush.

Weight details: 1 mg, 2 mg, 2 mg, 5 mg, 10 mg, 20 mg, 20 mg, 50 mg, 100 mg, 200 mg, 200 mg, 500 mg, 1 g, 2 g, 2 g, 5 g, 10 g, 20 g, 20 g, 50 g and 100 g

Total 21 weights = 211.11 g

Certificate for set of weights E2 of 1 mg to 100 g Part No. **5862302**

Certificate for set of weights F1 of 1 mg to 100 g Part No. **5862402**

Set of weights E2 of 1 mg to 200 g Part No. **5831304**

Set of weights F1 of 1 mg to 200 g Part No. **5832304**

Material: Wooden box with clasp, lined with velvet, a special glove, housing for extractable fractional weights, tweezers and a small brush.

Weight details: 1 mg, 2 mg, 2 mg, 5 mg, 10 mg, 20 mg, 20 mg, 50 mg, 100 mg, 200 mg, 200 mg, 500 mg, 1 g, 2 g, 2 g, 5 g, 10 g, 20 g, 20 g, 50 g, 100 g, 200 g y 200 g

Total 23 weights = 611.11 g

Certificate for set of weights E2 of 1 mg to 200 g Part No. **5862303**

Certificate for set of weights F1 of 1 mg to 200 g Part No. **5862403**

COMECTA Stereomicroscope "XTX-3C LED and ZTX-20 LED"



Model XTX-3C LED.



Model ZTX-20 LED.

APPLICATIONS

By design and quality optics, these microscopes are recommended especially for long duration work. Ideally suited for biology, botany, archaeology, geology, teaching and electronics.

COMMON FEATURES

Three dimensional optical resolution, wide field of view without side aberrations, excellent crisp contrast and true colour.

Rechargeable battery 3x1800Ah and external charger.

Binocular head inclined at 45° with adjustable interpupillary distance from 55 to 75 mm.

Rotating head of 360° with easy access for large items.

Dioptic correction in the left eyepiece of ± 5 dp.

Ocular head held with secure fixing screws.

Rubber eyecups.

Pair of eyepieces, wide field of view WF 10x (23 mm \emptyset). In the model ZTX-3C.

Pair of eyepieces, wide field of view WF 20x (20 mm \emptyset). In the model ZTX-20.

Objectives of 2 x and 4 x, located in a double objectives support turret with rotation in both directions.

Double focus: by means of a vertical slip clutch of the head up and down a column, with fine adjustment using a bilateral macrometer with rack and pinion tension and control.

Solid base consisting of a platform with double contrast (black and white) circular plate and translucent etched light diffuser, with fixing screw and holding clips.

Model XTX-3C LED: System with double illumination of low voltage 12 V/10 W, with incident light (episcopic) in the head and transmitted (diascopic) in the circular platform.

Model ZTX-20 LED: system with triple illumination of low voltage, with incident light (episcopic) in the head and transmitted (diascopic) in the circular platform, Activated individually or simultaneously, with controllable intensity. Also the incident light incorporates a condenser lens with an extractable blue filter.

Dimensions: XTX-3C LED: 270 high x 117 wide x 190 mm deep.

Dimensions: ZTX-20 LED: 350 high x 320 wide x 190 mm deep.

Stereomicroscope model XTX-3C LED.

Part No. **5313113**

Stereomicroscope model ZTX-20 LED.

Part No. **5313090**

ACCESSORIES

Eyepiece with wide field of view WF 5x (single).

Part No. **5313091**

Eyepiece with wide field of view WF 10x (single).

Part No. **5313092**

Eyepiece with wide field of view WF 15x (single).

Part No. **5313093**

Eyepiece with wide field of view WF 20x (single).

Part No. **5313094**

Wooden box with handle and lock.

Part No. **5313022**

Ocular with scale 10/100 mm (each unit).

Part No. **5313095**

SPARES

Set of LED lamps (for XTX-3C LED).

Part No. **5313013**

Set of LED lamps (for ZTX-20 LED).

Part No. **5313015**

MODELS	Part No.	Objectives	Eyepieces	Magnification	\emptyset Field of view mm	Working Distance mm	Illumination	Weight kg						
XTX-3C LED	5313113	2x	WF-10x	20x	10.0	57	Transmitted or incident	2.8						
		4x		40x	5.0				ZTX-20 LED	5313090	2x	WF-20x	40x	5
ZTX-20 LED	5313090	2x	WF-20x	40x	5	40	Transmitted or incident independent or simultaneous	3.6						
		4x		80x	2.5									

Comes complete with key for tightening the axis tension, spare lamp and plastic dust cover.

COMECTA Stereomicroscopes with Zoom "SQF-L LED, SQF-D LED and SQF-E LED" OPTIC SYSTEM



Model SQF-L LED.



Model SQF-D LED with Supplementary objective 2x.

APPLICATIONS

By design and quality optics, these microscopes are recommended especially for long duration work. Ideally suited for biology, botany, archaeology, geology, teaching and electronics.

COMMON FEATURES

Variable magnification using a continuous zoom control, with control knobs on either side to enable parfocal centralised focus.

Three dimensional optical resolution, wide field of view without side aberrations, excellent crisp contrast and true colour.

Optics are protected against knocks.

Binocular or Trinocular head (Model dependent), inclined at 45°.

Adjustable interpupillary distance from 54 to 75 mm.

Rotating head of 360° with easy access for large items.

Dioptric correction of ±5 dp in both eyepieces.

Ocular head fixed with secure screws.

Rubber eyecups.

Pair of eyepieces wide field of view **WF20x** (12 Ø) or **WF10x** (22 Ø) model dependent.

Macrometric focus: by means of a vertical slip clutch with a fine adjustment using rack and pinion tension control.

Solid base consisting of a platform with double contrast (black and white) circular plates and translucent etched light diffuser, with fixing screw and holding clips.

Triple illumination LED system, low voltage with incident light (episcopic) in the head and transmitted (diascopic) in the circular platform: activated individually or simultaneously, with controllable intensity.

Model SQF-E LED trinocular

Same characteristics to the SQF-D LED model, except that the head is trinocular and it is supplied with a photography adapter and eyepiece WF 10x with an adjustable focus visor. The photographic eyepiece and camera with support T2 PK and trigger cable have to be ordered as accessories.

ACCESSORIES

Supplementary objective 0.5x. SQF-L	Part No. 5313096
Supplementary objective 0.75x. SQF-L	Part No. 5313097
Supplementary objective 1.5x. SQF-L	Part No. 5313098
Supplementary objective 2x. SQF-L	Part No. 5313099
Eyepiece with wide field of view HWF 10x (single).SQF-D & E	Part No. 5313081
Eyepiece with wide field of view HWF 15x (single).SQF-D & E	Part No. 5313082
Eyepiece with wide field of view HWF 20x (single).SQF-D & E	Part No. 5313083
Video camera for eyepiece (See page 273)	Part No. 5435030
Adapter CCD of 0.5x suitable for a video camera.	Part No. 5313089
Eyepiece WF10x with grid (single). (Model SQF-D and E)	Part No. 5313084
Wooden case with handle and lock.	Part No. 5313016

SPARES

Set of LED lamps SQF-L	Part No. 5313015
LED lamp 3 W SQF-D LED and SQF-E LED (transmitted).	Part No. 5313044
LED lamp 3 W SQF-D LED and SQF-E LED (incident).	Part No. 5313045

Technical table with the different magnifications, working distance and Ø of the field of view resulting in the configuration of the diverse eyepieces and supplementary objectives available.

MODELS	Part No.	Head	Zoom Range	Eyepieces	Standard magnification	Ø Field of view mm	Working distance mm	Illumination system	Weight kg
SQF-L LED	5313311	Binocular	1x - 4x	10x	1x - 4x	26 - 5.8	90	Transmitted	5.5
SQF-D LED	5313309	Binocular	0.67x - 4.5x	20x	13.4x - 90x	17.9 - 2.7	105	or incident or both	6.1
SQF-E LED	5313308	Trinocular	0.67x - 4.5x	20x	13.4x - 90x	17.9 - 2.7	105	simultaneously	6.4

Comes with a dust cover.

COMECTA Microscope Monocular "M-100 FL LED"

APPLICATIONS

Directed at the requirements of higher education, universities and suitable for: veterinary, dentistry, biology, industry, etc.

FEATURES

Monocular head inclined angle 45° and rotatable through 360°.

Eyepiece, with wide field of view WF 10x (18 Ø) fixed in position using secure screw.

Objectives, parfocal DIN 45 mm **achromatic bright-field** of 4x (A.N. 0.10), 10x (A.N. 0.25) and 40x retractable (A.N. 0.65).

Total magnification: 40x, 100x and 400x.

Revolving triple objectives turret, rotation in either direction with a fixed axis stop locator.

Focus, vertical slip clutch, bilateral **micrometer** adjustment of 0.002 mm, separate **macrometer** with adjustable tension. Safety fixing screw for tension adjustment and end of focus limit stop.

Stage with spring clip slide holder of 110 x 126 mm.

Condenser, fixed lens and aperture (A.N. 0.65), with diaphragm disk of 5 apertures.

Illumination, transmitted light (diascopic), LED 0.5 W, with collimator lens and blue filter for chromatic corrections.

Robust construction, with power switch and illuminator built into the base.

Dimensions: 360 height x 130 width x 175 mm depth.

Weight 2.8 kg.

Supplied complete with key to adjust the tension of the slip clutch and cover.

Microscope monocular M-100 FL LED (400x).

Part No. **5313119**

ACCESSORIES

Eyepiece Widefield WF-15x with cross hairs (Pointer).

Part No. **5313076**

Eyepiece Widefield WF-20x with reticule.

Part No. **5313077**

Condenser ABBE 1.25 A.N. with filter and iris diaphragm.

Part No. **5313003**

Graduated mechanical stage.

Part No. **5435030**

Video Micro-camera, 3.1 MP:-

- **with connection USB** for direct connection to a PC, including software.

Part No. **5435034**

Wooden case with carry handle and lock.

Part No. **5313022**

SPARE

LED lamp 0.5 W.

Part No. **5313028**



OPTIC
ivymen[®]
SYSTEM

ACCESSORY

Set of polarisers with circular graduated base and filter.

Part No. **5313075**

COMECTA Microscope Binocular "701 LED"

FEATURES

Binocular head with 45° tilt and full 360° rotation.

Interpupillary distance: 52 to 72 mm.

Dioptric adjustment of ±5 dp in both eyepieces, sharpness compensation for visual differences.

Pair of eyepieces DIN standard **WF10x** (18 mm Ø) and **WF16x** (11 mm Ø).

Objectives DIN standard, achromatic, brightfield of 4x (A.N. 0.10), 10x (A.N. 0.25), 40x (A.N. 0.65) retractable and 100x (A.N. 1.25) immersion oil and retractable. Colour coded objectives for easy identification.

Total magnification: 1600x.

Four position objectives turret rotating in both directions with stop locator when it is in the correct position.

Large sub stage 135x145 mm, variable height with a rack and pinion mechanism with bilateral coaxial control. **Micrometer** adjustable stage graduated to 0.002 mm and **macrometer** adjustment tension, Movement up to 30 mm.

Safety stop with pre-set adjustable safety level.

Adjustable slide holder, with 0.1 mm scale with a smooth X-Y 40 mm longitudinal and 80 mm transversal

movement.

Condenser Abbe of 1.25 A.N. with diaphragm iris and exchangeable filters. Rack and pinion height, adjustable.

Illumination transmitted (diascopic), with removable condenser lens and pre-centred lamp LED 3W, with variable intensity control. Suitable for use with an external light source using a plan or concave reflector mirror.

Robust construction that incorporates the illumination source and mains switch in the base.

Size: height 370 x width 200 x depth 225 mm.

Weight 6 Kg.

Supplied complete with blue set filters, matt glass filter, fuse, oil, dust cover.

Power supply: 110/220 V-50/60Hz.

Microscope Binocular 701 LED. Part No. **5313111**

ACCESSORIES

Eyepiece with wide angle lens WF-5x (single).

Part No. **5313034**

Eyepiece with wide angle lens WF-15x (single).

Part No. **5313004**

Eyepiece with wide angle WF-10x with reticule (single).

Part No. **5313035**

Eyepiece with wide angle WF-10x with pointer (single).

Part No. **5313007**

Video camera for eyepiece (see page. 273)

Part No. **5435030**

SPARE

LED lamp 3 W.

Part No. **5313027**



COMECTA Polarising Binocular Microscope 206 LED



APPLICATIONS

Wide range of applications, includes bright-field, dark-field, polarization and phase contrast. Ideal for universities, clinics, biology, bacteriology, agriculture and industry.

FEATURES

Binocular head inclined 30° rotatable through 360°.

Adjustable interpupillary distance of 55 to 75 mm.

Diopter adjustment of ± 5 dp. in the right eyepiece, compensation for any differences in sharpness.

Paired eyepieces DIN, wide field of view WF10x (18 \emptyset) and a pair of WF16x (\emptyset).

Objectives DIN, achromatic brightfield of 4x (A.N. 0.10), 10x (A.N. 0.25), 40x (A.N. 0.65) retractable and 100x (A.N.1.25) oil immersion retractable; colour coded for rapid identification.

Total magnification: 1600x

Quadruple revolving objectives turret, rotates in both directions with notched location positions.

Large stage of 160 x 140 mm, height adjustable by mechanical rack and pinion bilateral coaxial focus; 0.002 mm graduated **micrometer** and **macrometer** with adjustable tension (distance 30 mm).

Pre-adjusted, Safety stop limit.

Mechanical stage, (slide holder), graduated scale of 0.1 mm, adjustable in both (x-y) using a smooth rack and pinion movement of 50 mm **longitudinal** and 70 mm transversal.

Condenser Abbe of 1.25 A.N. with iris diaphragm and replaceable filters.

Adjustable height by rack and pinion.

Illumination: transmitted (diascopic), with removable condenser lens and LED 3 W lighting with regulable intensity.

Strong and robust, illuminator incorporated into the base.

Set of simple polarisers: controllable analysis polariser.



Set of simple polarisers.

Comes complete with a set of blue, green and yellow filters, set of simple polarisers, lamp, 2 spare fuses, bottle of immersion oil and plastic cover

SPARE

3W LED lamp. Part No. **5313046**

ACCESSORIES

Eyepiece with wide angle lens WF-5x (single) Part No. **5313034**

Eyepiece with wide angle lens WF-15x (single) Part No. **5313004**

Eyepiece with wide angle lens WF-10x with reticule (single) Part No. **5313035**

Eyepiece with wide angle lens WF-10x with pointer (single) Part No. **5313007**

Complete kit for phase contrast, made of: Objectives DIN plan negative phase contrast: 10x (A.N. 0.25), 40x (A.N. 0.65) and 100x (A.N. 1.25) retractable oil immersion, condenser turret phase A.N. 1.25, central telescope and blue filter.

Part No. **5313017**

Darkfield condenser: Permits the observation of low contrast and small size, dispersed in a homogeneous substrate samples which they appear luminescent under a uniform darkfield.

Darkfield condenser A.N. 0.83 - 0.91 dry (operable under low magnification).

Part No. **5313018**

Darkfield condenser A.N. 1.25 - 1.36 oil immersion (operable under high magnification).

Part No. **5313019**

Video camera for eyepiece

Part No. **5435030**

MODEL	Part No.	Height / Width / Depth mm	Power supply	Weight Kg
206	5313115	425 245 335	220 V / 50 Hz	7.5



5313017



5313018



5313019



5435030

EXCELLENT RESOLUTION PLANACHROMATIC OPTICS. HIGH SPECIFICATION OPTICAL MICROSCOPES. MAXIMUM VERSATILITY WITH A WIDE RANGE OF CONFIGURATIONS, MODELS SHOWN ARE BINOCULAR AND TRINOCULAR WITH PHASE CONTRAST, BRIGHT AND DARK FIELD OPTICS, THIS INSTRUMENT IS IDEAL FOR A WIDE RANGE OF APPLICATIONS.

Optics Anti mould / Anti fungal

APPLICATIONS

Biology, bacteriology, cytology, immunology, diagnostics, pathology, agriculture, industry and university laboratories.

3000-A LED (BINOCULAR) AND 3000-B LED (TRINOCULAR).

FEATURES

Head, binocular or trinocular (model dependant), inclined 30° with 360° rotation.

Interpupillary distance adjustable from 53 to 75 mm.

Dioptic adjustment of ± 5 dp in the left eyepiece, to compensate any visual differences.

Pair of DIN eyepieces wide field of view **WF 10x** (20 mm \emptyset).

DIN objectives, planachromatic bright field of **4x** (A.N. 0.10), **10x** (A.N. 0.25), **40x** (A.N. 0.65) retractable and **100x** (A.N. 1.25) oil immersion retractable, colour coded for rapid identification.

The planachromatic objectives provide an excellent image to the edge of the optical field of view.

Quadruple revolving objectives turret, rotates in both directions with spring ball stop locator when it is in the correct position.

Large substage of **180x140 mm**, rack and pinion adjustable height. Coaxial focus using controls located on both sides, graduated **micrometer** in steps of 0.002 mm and **macrometer** (with adjustable tension of up to 30 mm).

Safety stop with present adjustment.

Adjustable slide holder with a graduated scale of 0.1 mm, made up of a smooth (X-Y) rack and pinion mechanism, **longitudinal** and **transversal** movement of **50 mm** and **75 mm** respectively.

Abbe condenser of 1.25 A.N. precentred, with double lens, iris diaphragm and retractable from the front. Adjustable height using a rack and pinion mechanism.

The Abbe condenser can be easily replaced for special applications with a phase contrast condenser or a darkfield condenser (see accessories).

Transmitted illumination with LED that is formed with a condenser lens, viewing diaphragm removable filters and a precentred, low voltage, adjustable intensity.

Robust stable structure that includes the illumination system in the base, adjustable intensity potentiometer and On/Off switch.

Dimensions: 410 Height x 200 Width x 310 mm Depth.

Microscope Binocular Part No. 3000-A LED. Part No. 5901981

Microscope Trinocular Part No. 3000-B LED. Part No. 5901982



Model "3000-B". Part No. 5901982.

MODEL 3000-C LED PLAN PHASE CONTRAST - BINOCULAR.

FEATURES

Similar characteristics to the model 3000-A LED except for a special configuration of **Plan Phase Contrast objectives**:

The objectives, **DIN quality, are planachromatic with positive phase contrast** of **10x** (A.N. 0.25), **25x** (A.N. 0.40) **40x** (A.N. 0.65) retractable and **100x** (A.N. 1.25) retractable and oil immersion.

The condenser is a phase turret A.N. 1.25, with central telescope and a set of white, blue and green filters. With sharp detail for examination of transparent thin sections that can differentiate the refraction index that the human eye cannot differentiate. Excellent for applications in biology, medicine, crystallography, agriculture, industrial plastics and rubber etc.

Microscope Binocular model 3000-C LED. Part No. 5901983

MODELS	Part No.	Head	Eyepieces	Objectives	Technique	Illumination	Weight kg
3000-A LED	5901981	Binocular		Planachromatic (PL) 4x - 10x - 40x - 100x	Brightfield	3 W	8.4
3000-B LED	5901982	Trinocular	WF 10x				8.7
3000-C LED	5901983	Binocular	(20 \emptyset)	Planachromatic (PL) phase contrast 4x - 25x - 40x - 100x	Phase contrast	LED	8.4

Supplied complete with matt glass filter, fuse and a dust cover.

SPARE

LED lamp 3. Part No. 5313026

ACCESSORIES

See page: 278

Trinocular fluorescence microscope "3002-F"

EXCELLENT RESOLUTION. POLYVALENT, CAN WORK IN EPIFLUORESCENT OR TRANSMITTED LIGHT MODE. WITH TRINOCULAR ADAPTER FOR CAMERA AND VIDEO CAMERA. PHASE CONTRAST AND DARK FIELD MODES AS ACCESSORIES.

OPTICS ANTI MOULD / ANTI FUNGAL

APPLICATIONS

Biology, cytology, oncology, genetics, scientific investigation, clinical diagnostics, epidemic prevention and embryology.

FEATURES

Trinocular head, inclined 30° and rotatable through 360°.

Interpupillary distance adjustable from 55 to 75 mm.

Dioptric adjustment of ± 5 dp in the left eyepiece, to compensate for any visual differences.

Pair of wide field DIN eyepieces WF 10x (22 Ø).

Bright field planachromatic DIN objectives of 4x (A.N. 0.10), 10x (A.N. 0.25), 40x (A.N. 0.65) retractable, and an oil immersion retractable 100x (A.N. 1.25) they are colour codified for a quick identification.

Planachromatic objectives provide an excellent image to the edge of the optical field of view.

Quadruple revolving objective turret, with both sides rotation and with a roller bearing and a notch stop.

Large sub stage of 180x150 mm, **rack and pinion** height adjustable, by coaxial focus bilateral controls, graduated micrometer in steps of 0,002 mm and macrometer with adjustable tension (30 mm path). With transmitted light lock plate and **UV** radiation protection screen.

Safety stop with preset adjustable safety level.

Mechanical slide holder (moveable), with graduated scale of 0,1 mm, made up of a smooth movement mechanism (x-y), by a 50mm longitudinal and a 75mm transversal rack and pinion movement.

Abbe condenser of 1.25 A.N., precentred, with double lens, iris diaphragm and retractable **frontal lens**. Rack and pinion height, adjustable.

Abbe condenser can be easily replaced by a phase turret condenser (for contrast) or dark field condenser, for special observation conditions (see accessories).

Transmitted illumination (diascopic), according to Köhler, that consists of a condenser lens, a field diaphragm, removable filters and low voltage halogen precentred lamp of 12V/30W with adjustable intensity.

Robust stable structure that includes the illumination system, the intensity potentiometer and the On/Off switch on its base.



FLUORESCENCE UNIT

Mercury lamp of 100 W/DC

Lamp power supply connected to 110 V/220 V with intensity, voltage and power adjustable by a knob.

Illumination module for reflected fluorescence (Waveband B and G, N free).

The unit includes diaphragm, selectable attenuation filter and 5 positions filter disk: ultra-violet, violet, blue and green filters, and a empty position for transmitted light.

ACCESSORIES

Waveband V and UV. Part No. **5901986**

MODEL	Part no.	Eyepieces	Objectives	Technique	Illumination	Weight kg
3002-F	5901984	WF 10x (22 Ø)	Planachromatics (PL) 4x- 10x- 40x-100x	Epifluorescent	Transmitted 12v / 30w & Mercury fluorescence 100w / DC	10,5

Supplied complete with a set of blue, green and white filters, bottle of immersion oil η_D 1.515, mercury lamp 100 w, spare fuse and dust cover.

SPARE PARTS	Halogen lamp 12 V / 30 W. Part No. 5313021 .	Mercury lamp 100 W DC. Part No. 5313055
Block with omega fluorescence filter:	U V. Part No. 5313060	Violet. Part No. 5313061
	Blue. Part No. 5313062	Green. Part No. 5313063

ACCESSORIES FOR MICROSCOPES MODELS "3000-A LED", "3000-B LED", "3000-C LED" AND "3002-F"

Eyepiece with wide angle lens WF-15x (single). Part No. **5313073**.

Eyepiece with wide angle lens WF-20x (single). Part No. **5902074**

Contrast phase kit: Objectives DIN, planachromatic positive phase contrast of 10x (A.N. 0.25), 25x (A.N. 0.4), 40x (A.N.0.65) retractable and 100x (A.N.1.25) retractable oil immersion and phase condenser turret, A.N. 1.25, with central telescope and green filter. Part No. **5901985**

Dark Field condenser: Permits the observation of low contrast particles dispersed in a homogenous substrate, that appear luminous in a dark field.

- Dark field condenser: A.N. 0.77 ~ 0.91 dry (low magnification). Part No. **5313071**

- Dark field condenser: A.N. 1.25 ~ 1.40 immersion (high magnification). Part No. **5313072**

Micrograph Kit, camera mechanism WF 10x with a visor for focus correction and a photographic objective of 2.5 - 4x. (Adaptable for **Digital reflex photographic kit**). Part No. **5902008**

Digital reflex photographic kit Composed of a mount, a shutter and a SD memory card of 2Gb. Part No. **5531322**

Adapter for a CCD video camera: attachment. Part No. **5313070**

Wooden case. Part No. **5313016**



COMECTA Microscope biological inverted, trinocular "XDS-1B LED"

ISO 9001



APPLICATIONS

Optical microscope with many benefits, specially designed for biomedicine, biology and for culture analysis in matrix flasks and in microtitre plates, flasks, culture vessels, tubes etc. through the use of its objectives and long working distance condenser, technique uses brightfield or phase contrast.

FEATURES

Robust stable design with lateral arm wrist supports for maximum comfort and easy manipulation.

Trinocular head, inclined 45°.

Interpupillary distance adjustable from 53 to 77 mm.

Diopter correction of ± 5 dp in the left eyepiece, used to correct differences in sharpness.

Pair of DIN wide field WF 10x (22 Ø), telescopic central eyepiece phase contrast DZ11x DZ11x and trinocular photography eyepiece **S 5x** (9.5 Ø).

Objectives DIN planachromatic brightfield, long working distance LWD PL of 10x (A.N. 0.25/working distance W.D.=4.3 mm), 20x (A.N. 0.40/W.D.=8 mm), 40x (A.N. 0.40/W.D.=3 mm) and on **negative phase contrast LWD PL ph** of 10x (A.N. 0.25/W.D.=5 mm), colour coded for rapid identification. Maximum thickness acceptable for receptacle bases 1.2 mm.

Quadruple objectives turret with rotation in both directions with a roller bearing and notch stop. Rack and pinion height adjustment mechanism with bilateral coaxial focus controls: **micrometer** of 0.2 mm rotation graduated at 0.002 mm increments and **macrometer** with adjustable tension. Total working distance 12 mm.

Condenser with long working distance (55 mm), brightfield and phase contrast. Precentred, with iris diaphragm and flip out phase contrast. **Including a phase ring of 25x**. Rack and pinions mechanism for height regulation or lateral removal for more height receptacles of up to 145 mm.

Large stage: dimensions 227x208 mm. Includes 3 stages for optimum accommodation of differing sample vessels: plates and or culture flasks, microtitre plates, etc.

Mechanical sub-stage with graduated scale of 1 mm and vernier of 0.1 mm, made up of a smooth mechanism (x-y) rack and pinion drive with 77 mm longitudinal and 114 mm transversal.

Illumination system, diascopic transmitted light by a halogen lamp of 6 V / 20W, precentred by external knobs and controllable intensity. The unit includes a field diaphragm with filter carousel of green and grey.

MODEL	Part No.	Height / Width / Depth exterior cm	Weight Kg
XDS-1B LED	5901988	58 30 53	17



Comes complete with 2 flasks, 2 culture plates, wooden holder for eyepieces, objectives and accessories, 2 lamps, 2 spare fuses and a protective cover.

ACCESSORIES

Objectives planachromatic long working distance Negative phase contrast: **Objective PLL ph 20x** (A.N. 0.40 W.D.=8 mm)

5313065

5313066

Part No. **5313065**

Objective PLL ph 40x (A.N. 0.60 W.D.=3,5 mm)

Part No. **5313066**

Adapter thread CCD 0.5 x

Part No. **5313067**

Adapter thread 1 x

Part No. **5313068**

Eyepiece WF10x (22 mm)

Part No. **5313064**

With reticule



5313064

Digital reflex photographic kit, composed of a mount, a shutter and a SD memory card of 2Gb. Part No. **5313222**



5313222

SPARES

3W LED lamp. Part No. **5313029**



Microscope metallographical inverted "18AT"

EXCELLENT RESOLUTION. PLANACHROMATIC OPTIC.



APPLICATIONS

Microscope with high capabilities.

Made for large sample observations. Samples are placed on top of an open obstruction free stage.

Binocular or Trinocular configuration with a range of accessories, that convert the instrument into an versatile microscope ideal for the identification and analysis of different materials and alloys. Suitable for a wide range of scientific research applications in metallurgy, physical properties of metals, heat treatments and quality control.

FEATURES

Head, binocular or trinocular (model dependent), 45° inclined angle.

Adjustable interpupillary distance from 53 to 77 mm.

Dioptric adjustment of ± 5 dp in the left eyepiece, compensating for any visual differences.

Paired eyepieces, DIN quality. Wide field of view **WF 10x** (22 mm \emptyset).

Objectives DIN grade, planachromatic brightfield of **10x** (A.N. 0.25), **20x** (A.N. 0.50), **50x** (A.N. 0.70), retractable, and **100x** (A.N. 0.85), retractable, using immersion oil. Colour coded for easy and rapid identification.

Magnification range: 100x, 200x, 500x and 1000x.

The planachromatic objectives provide an excellent image, free from aberrations at the edge of the field of view.

Quadruple rotating objectives turret, rotates in both directions with stop locator when in the correct position.

Large sub stage of 242x200 mm, rack and pinion adjustable height, with bilateral coaxial focus. Micrometer graduated in 0.002 mm steps and **macrometer,** with adjustable tension up to 19 mm.

Safety stop with a pre-set safety level.

Slide holder with scale of 0.1 mm, with a smooth X and Y rack and pinion movement of 15 mm **longitudinal** and 15 mm **transversal** movement.

Illumination: incidental (episcopic), Köhler, that consists of a condenser lens, condenser Abbe of 1.25 A.N., pre-centred with an iris diaphragm,



Model trinocular 18AT.

filters and a pre-centred halogen 6 V / 30 W low voltage controllable light source. **Structure, robust** with an illumination system in the base, intensity potentiometer and illumination switch.

Dimensions: 40 height x 25 Width x 61 cm depth.

Weight: 15 Kg.

Comes complete with a set of filters: blue, yellow, green and matt glass filter.

Microscope Triocular Part No. 18AT. Part No. 5901990

SPARE

Halogen lamp 6 V / 30 W. Part No. 5313069

ACCESSORIES



5313222

Digital reflex photographic kit composed of a mount, a shutter and a SD memory card of 2Gb. CMOS sensor higher than 10 megapixels. Speed up to 3 pictures per second. LCD display of 2,5 inches. Processed with total image control. Large area viewfinder and high luminosity.

Part No. **5313222**

Eyepiece with wide field, of view WF-10x (22 mm) with reticule. Part No. **5313064**

Adapter thread CCD 0.5x.

Part No. **5313067**

Adapter thread CCD 1x.

Part No. **5313068**

Micrograph Kit comprising of:

Photographic adapter mechanism with eyepiece WF-10x with focus adjustment visor and objective of 4x (adaptable to **Digital reflex photographic kit**).

Part No. **5902014**



5902014

COMECTA Eyepiece video camera

ADAPTS DIRECTLY ONTO THE EYEPIECE OF THE MICROSCOPE OR TRINOCULAR HEAD.

Micro video camera 3.1 MP with a USB connection, direct to a PC, includes software.
Part No. **5435030**



COMECTA Light source, cold source, fibre optic "Z-150" CONSTANT COLOR

APPLICATIONS

Microscopy illumination for small samples free from colour alteration.

Especially recommended for microphotography of live biological samples, cultures, micro-organisms, process control, electronic components, dental studies, etc.

FEATURES

Halogen lamp 150 W. Adjustable illumination intensity control. Forced air circulation. Heat absorption filter. Safety transformer fitted. Primary fuse protection.

CONTROL PANEL

Mains switch. Potentiometer controlled light intensity.

MODEL

Part No.	Height / Width / Depth exterior cm	Power W	Weight Kg
5901016	15 19 25	150	4

SPARE Lamp 150 W.
Part No. **5901017**

Supplied with double flexible arm 50 cm long.



COMECTA Microscope accessories and consumables



GLASS SLIDES

Glass slides (smooth): 26 x 76 x 1.5 mm.

Part No. **5600400** Box of 72.

Glass slides (matt end for notes): 26 x 76 x 1.5 mm.

Part No. **5600399** Box of 72.

Cover slip: 18 x 18 mm.

Part No. **5600396** Box of 100.

Cover slip: 22 x 22 mm.

Part No. **5600397** Box of 100.

Cover slip: 24 x 24 mm.

Part No. **5600398** Box of 100.



SLIDE DISPENSER

Base made of ABS with a transparent Polycarbonate lid, with rotating manual dispenser of individual slides.

Capacity 50 slides of 76 x 26 mm.

Part No. **1001366**



CLEANING KIT

Suitable for optical microscopes.

Part No. **5313000**

WOODEN MICROSCOPE BOX

Solid wood, microscope box, of 3 mm thickness, treated with varnish, fitted with a metallic door, clasp lock and a carry handle.

Microscope Box suitable for Model M-100FL, XTX-3C and ZTX-20.

420 high x 255 wide x 285 mm deep. Part No. **5313022**
Microscope Box suitable for Model SQF-L, SQF-E, 2000-A, 2000-B and 2000-C.

Internal dimensions: 420 high x 265 wide x 317 mm deep.
Part No. **5313016**

Slide support, Slide box for storing slides, slide staining stands, etc. (See pages 215 to 219).

COMECTA Disk polarimeter "polar-2010" LED

LAURENT TYPE MODEL
LED LAMP ILLUMINATION

APPLICATIONS

Designed for colleges and universities, chemical laboratories, pharmaceutical, clinics, cosmetics and food industry.

FEATURES

Vernier reading definition. Angle $\pm 0,05^\circ$.

Measuring range of optical rotation: $\pm 180^\circ$.

Rotation scale division: 1° .

Measuring lens 4x.

Ocular with dioptres adjustment.

Slide rack compartment length: for tubes up to 220 mm.

Monochromatic lamp wave length: 589,3 nm.

MODEL

Part No	External measurements cm. Height / Width / Depth	Consumption W	Power V / Hz	Weight Kg
5120220	32 43 14	20	110-220 / 50-60	5

SPARE PARTS

Sodium lamp. Part No. **5120221**



NEW
DESIGN

EXCELLENT RESOLUTION PLANACHROMATIC OPTICS. HIGH SPECIFICATION OPTICAL MICROSCOPES. MAXIMUM VERSATILITY WITH A WIDE RANGE OF CONFIGURATIONS, MODELS SHOWN ARE BINOCULAR AND TRINOCULAR WITH PHASE CONTRAST, BRIGHT AND DARK FIELD OPTICS, THIS INSTRUMENT IS IDEAL FOR A WIDE RANGE OF APPLICATIONS.

Optics Anti mould / Anti fungal

APPLICATIONS

Biology, bacteriology, cytology, immunology, diagnostics, pathology, agriculture, industry and university laboratories.

3000-A LED (BINOCULAR) AND 3000-B LED (TRINOCULAR).

FEATURES

Head, binocular or trinocular (model dependant), inclined 30° with 360° rotation.

Interpupillary distance adjustable from 53 to 75 mm.

Dioptric adjustment of ± 5 dp in the left eyepiece, to compensate any visual differences.

Pair of DIN eyepieces wide field of view **WF 10x** (20 mm \emptyset).

DIN objectives, planachromatic bright field of 4x (A.N. 0.10), 10x (A.N. 0.25), 40x (A.N. 0.65) retractable and 100x (A.N. 1.25) oil immersion retractable, colour coded for rapid identification.

The planachromatic objectives provide an excellent image to the edge of the optical field of view.

Quadruple revolving objectives turret, rotates in both directions with spring ball stop locator when it is in the correct position.

Large substage of 180x140 mm, rack and pinion adjustable height. Coaxial focus using controls located on both sides, graduated **micrometer** in steps of 0.002 mm and **macrometer** (with adjustable tension of up to 30 mm).

Safety stop with present adjustment.

Adjustable slide holder with a graduated scale of 0.1 mm, made up of a smooth (X-Y) rack and pinion mechanism, **longitudinal** and **transversal** movement of 50 mm and 75 mm respectively.

Abbe condenser of 1.25 A.N. precentred, with double lens, iris diaphragm and retractable from the front. Adjustable height using a rack and pinion mechanism.

The Abbe condenser can be easily replaced for special applications with a phase contrast condenser or a darkfield condenser (see accessories).

Transmitted illumination with LED that is formed with a condenser lens, viewing diaphragm removable filters and a precentred, low voltage, adjustable intensity.

Robust stable structure that includes the illumination system in the base, adjustable intensity potentiometer and On/Off switch.

Dimensions: 410 Height x 200 Width x 310 mm Depth.

Microscope Binocular Part No. 3000-A LED. Part No. 5901981

Microscope Trinocular Part No. 3000-B LED. Part No. 5901982



Model "3000-B". Part No. 5901982.

MODEL 3000-C LED PLAN PHASE CONTRAST - BINOCULAR.

FEATURES

Similar characteristics to the model 3000-A LED except for a special configuration of **Plan Phase Contrast objectives**:

The objectives, **DIN quality, are planachromatic with positive phase contrast** of 10x (A.N. 0.25), 20x (A.N. 0.40) 40x (A.N. 0.65) retractable and 100x (A.N. 1.25) retractable and oil immersion.

The condenser is a phase turret A.N. 1.25, with central telescope and a set of white, blue and green filters. With sharp detail for examination of transparent thin sections that can differentiate the refraction index that the human eye cannot differentiate. Excellent for applications in biology, medicine, crystallography, agriculture, industrial plastics and rubber etc.

Microscope Binocular model 3000-C LED. Part No. 5901983

MODELS	Part No.	Head	Eyepieces	Objectives	Technique	Illumination	Weight kg
3000-A LED	5901981	Binocular		Planachromatic (PL) 4x - 10x - 40x - 100x	Brightfield	3 W	8.4
3000-B LED	5901982	Trinocular	WF 10x				8.7
3000-C LED	5901983	Binocular	(20 \emptyset)	Planachromatic (PL) phase contrast 4x - 20x - 40x - 100x	Phase contrast	LED	8.4

Supplied complete with matt glass filter, fuse and a dust cover.

SPARE

LED lamp 3. Part No. 5313026

ACCESSORIES

See page: 278

COMECTA Refractometers



COMMON FEATURES

- Robust metal construction.
- Excellent optical quality.
- Eyepiece with adjustable dioptic ring to compensate any visual sharpness.
- Easy to use, with direct easy to read scales.
- Adjustable calibration screw.
- Supplied complete with pouch, Pasteur pipette and screwdriver.



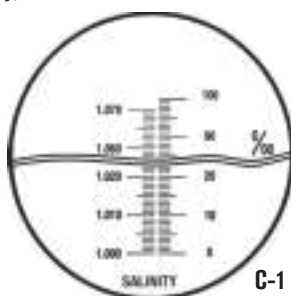
REFRACTOMETER FOR SALINITY ‰ AND DENSITY “C-1”

APPLICATIONS

For the investigation in clinical laboratories (solutions and dissolutions). Industry, food provisions (vegetables, fruit, fish and shell fish).

TECHNICAL SPECIFICATION

- Automatic compensation
- Temperature: 10 - 30 °C.
- Salinity range: 0 to 100 ‰.
- Division Scale: 1 ‰.
- Density: 1000 - 1070.
- Division scale: 0.001.
- Part No. **5901001**



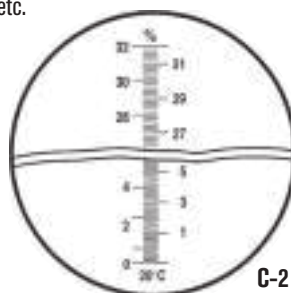
REFRACTOMETER BRIX% INDEX “C-2”, “C-3”, “C-4” AND “C-5”

APPLICATIONS

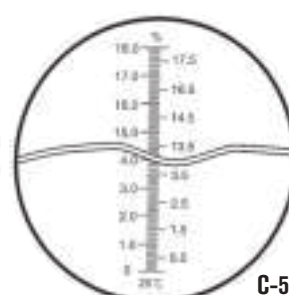
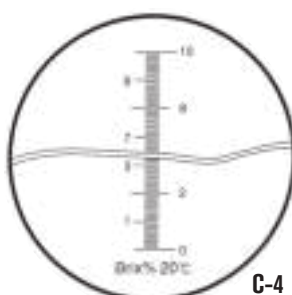
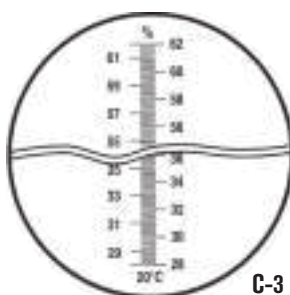
Concentrates of sugar in fruit, juices, gaseous drinks, milk, wine, industrial oils etc.

TECHNICAL SPECIFICATION

- “C-2” Range Brix: 0 - 32 %.
- “C-3” Rango Brix: 28 - 62 %.
- Division scale: 0.2 %.
- Precision ±0.2 %.
- “C-4” Rango Brix 0 - 10 %.
- “C-5” Rango Brix 0 - 20 %.
- Division scale: 0.1 %.
- Precision: ±0.1 %.



- Part No.
- 5901002** Model C-2
- 5901020** Model C-2 with temperature compensation
- 5901003** Model C-3
- 5901021** Model C-3 with temperature compensation
- 5901022** Model C-4
- 5901023** Model C-4 with temperature compensation
- 5901024** Model C-5
- 5901025** Model C-5 with temperature compensation



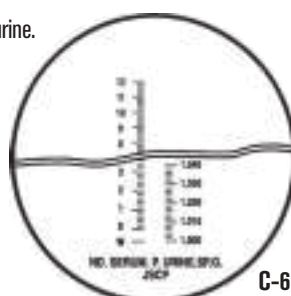
CLINICAL REFRACTOMETER 2 SCALES “C-6”

APPLICATIONS

Suitable for the determination of proteins, serum and specific gravity (density) of urine.

TECHNICAL SPECIFICATION

- Proteins in serum: 1 - 12 g/100 ml.
- Division scale: 0.2 g/100 ml.
- Urine density: 1000 - 1040.
- Division scale: 0.002.
- Part No. **5901006**



A different conception.

Totally automatic, without the need to visually determine the melting point process

APPLICATIONS

Research laboratories, quality control. Test and control of purity after synthesis in pharmaceutical laboratories.

AUTOMATIC MELTING POINT WRS-1B

Single sample analysis

LCD display, simple alphanumeric keypad.

Melting point determination by photoelectric detection.

Automatic functions. Reads and registers the starting point, fusion point and end point.

Part No. **5609401**

AUTOMATIC MELTING POINT WRS-2A

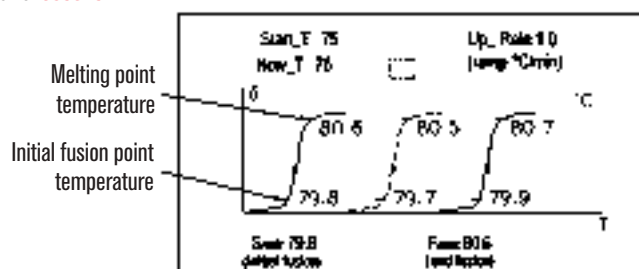
Simultaneous analysis, three samples.

LCD graphic display and 16 keys numeric keypad.

Melting point determination detector photoelectric.

Automatic functions. Reads and registers the starting point fusion point, end point, melting point curve and average value determination.

Part No. **5609402**



Details of graphic display, calculated average of melting point curves.



MODELS	WRS-1B	WRS-2A
Part No.	5609401	5609402
Digital LCD screen	Numeric	Numeric and graphical
Maximum capillary tube capacity, 1.4 mm Ø ext.	1	3
Temperature range	from 50 °C to 300 °C	
Readable temperature resolution	0.1°C	
Melting point measurement precision	Upto 200 °C ±0.5 °C and from 200 °C to 300 °C ±0.8 °C	
Selectable ramp rate in °C/minute	0.2 - 0.5 - 1 - 1.5 - 2 - 3 - 4 and 5 °C/min.	
Repeatability	0.4 °C	0.3 °C ramp rate of 1 °C/min.
	ramp rate of 1 °C/min	0.2 °C ramp rate of 0.2 °C/min.
Decending time to reach the start temperature	increasing	from 50 °C of 300 °C 3 minutes
	decreasing	from 300 °C of 50 °C 5 minutes
Sample holder	for capillary tubes of 1.4 mm Ø ext. / 1 mm Ø int.	
Sample fill height	3 mm	
Output interface RS-232	9600 baudrate, 1 bit stop and 8 data bits	
Power	110 W	
Power supply	220V-50/60Hz	
Weight	9.5 Kg	12.5 Kg
Weight /Dimensions, height x width x depth in mm	380 x 315 x 200	398 x 278 x 210

Supplied complete with 1000 capillary tubes of 1.4 mm Ø ext. set of maintenance tools comprising of star and flat screwdrivers, drill bit of 1.5 mm Ø, allen key 3 mm, lamp and fuse, software and protective cover.

ACCESSORY Capillary tubes of 1.4 mm Ø ext. 1.0 mm Ø int. Box of 5000 tubes Part No. **5609404**

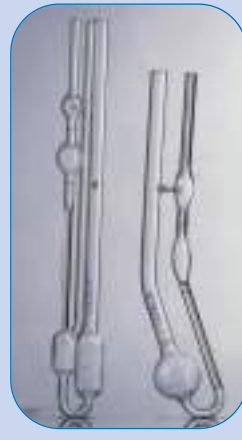
SPARE Lamp 6.5 V 0.3 A. Part No. **5609405**



ROTARY VISCOMETERS



FLOW CUPS



GLASS VISCOMETERS



MONITOR AND CONTROL



GLASS THERMOMETERS



REACTORS



LABORATORY FUME CUPBOARDS

Laboratory fume cupboards

Biological safety cabinets

Rotary viscometers

Flow cups for measuring liquid viscosity

Viscometer precision bath

Glass viscometers

Monitor and control apparatus

Glass thermometers

Laboratory reactors

Molecular distillator

Filters

Analytical consumables

page 283 and 284

page 285

pages 286 to 288

pages 289 to 290

page 290

page 291 to 292

pages 293 to 297

pages 296 to 297

pages 298 to 301

pages 302 to 303

pages 304 to 305

pages 306 to 317

Viscometers, Monitor and control, safety, Consumables.

"True knowledge is rigorous and hard on itself. At the same time is amiable and tolerant."
Plutarco

SAFETY: DESIGNED AND BUILT MEETING EUROPEAN STANDARD UNE-EN 14175-2

COMMON FEATURES

Antiacid continuous ceramic worktop with anti-dumping peripheral rim and evacuation sink. Polypropylene basin for lateral evacuation.
 Inner working chamber built in thermo stable compact resins, antiacids and anti-moisture. M1 fire resistance.
 Extraction system with perfectly balanced injected polypropylene turbine. Coupled and protected engine outside the fumes way.
 Vertical guillotine door with adjustable height in any position and three sections of 3 + 3mm laminated glass slide which creates a high resistance protection shield.
 Self-supporting structure, made of structural elements with 2 mm steel tube, degreased, phosphated and coated with a 70 µ layer of epoxy paint vitrified in the oven. This structure is completely isolated from the working cabin and from the gases contact.
 External cover in white melamine board or thermo stable resins in high humidity environments.

ASSEMBLY SYSTEM INTO TWO BODIES


Upper body with cabinet and embedded extractor.
Lower body with a structure, ceramic worktop and remote control panel for fluids and gases in an horizontal housing.
Optional: working system (Walking) at ground level for the input and working with machinery, reactors and organic synthesis appliances. (Request information).

TECHNICAL FEATURES

Lighting level: More than 500 Lux in working area IP 55 or ATEX*.
 Extraction volume: from 420 to 4.500 m³/h.
 Engines: from 0,37 to 2,2 CV - IP55 or ATEX*.
 Voltage: 220V/50Hz. Single phase / three phase.
 *ATEX: if we work with flammable, solvents or hydrocarbons.
On request: Automatic control unit for variable flow (motor) depending on door's opening. Failure alarm.
On request: Perimeter and ceiling in continuous tiles, for working with sulfuric acid.
On request: Perimeter and ceiling in continuous tiles, for working with perchloric acid. It comes with gas washing.

CONTROL PANEL

ON / OFF push button with green LED and electrical sockets 230V/16A. Fuel regulator knob (Yellow). Nitrogen regulator knob (Blue/ green button). Vacuum regulator knob (Grey/ black button). Air regulator knob (Blue/ yellow button). Water regulator knob (Green/ blue button). Safety locking pin on door for recommended working position.



Can be supplied with custom measurements on demand.

*G = Antacid stoneware throughout the interior of the upper cabin

MODELS	Part No.	Height / Width/ Depth Upper body (exterior) cm			Height / Width/ Depth Lower body (exterior) cm			Height / Width/ Depth Upper body (inner) cm			Height / Width/ Depth Lower body (inner) cm			Upper Weight Kg	Lower Weight Kg
VG-BS-1220	5001613	180	120	90	90	120	90	130	95	69	72	95	55,5	104	64
VG-BS-1420	5001614	180	150	90	90	150	90	130	125	69	72	125	55,5	102	96
VG-BS-1720	5001615	180	180	90	90	180	90	130	155	69	72	155	55,5	180	128
VG-BS-2020	5001616	180	200	90	90	200	90	130	175	69	72	175	55,5	208	160
VG-BS-1220	5001631 ATEX+G*	180	120	90	90	120	90	130	95	69	72	95	55,5	124	64
VG-BS-1420	5001632 ATEX+G*	180	150	90	90	150	90	130	125	69	72	125	55,5	162	96
VG-BS-1720	5001633 ATEX+G*	180	180	90	90	180	90	130	155	69	72	155	55,5	200	128
VG-BS-2020	5001634 ATEX+G*	180	200	90	90	200	90	130	175	69	72	175	55,5	248	160

ACCESORIOS

Kit de montaje

- 2 tubos PVC Ø200 x 200 cm. Código 5001617
- 2 codos PVC Ø200 de 90°. Código 5001623
- 1 codo PVC Ø200 de 45°. Código 5001621
- 1 salida antipájaros Ø200. Código 5001629
- 1 codo PVC Ø200 de 45°. Código 5001621
- 2 flexibles Ø200 (25 cm por tubo). Código 5001619

Safety cabinets

Part No.	Acids & base	Flammables	Doors
5001625	Yes	No	1
5001626	Yes	No	2
5001627	No	Yes	1
5001628	No	Yes	2

SAFETY: DESIGNED AND BUILT MEETING EUROPEAN STANDARD UNE-EN 14175-2

COMMON FEATURES

Inner working chamber built in thermo stable compact resins, anti-acid and anti-moisture. M1 fire resistance.

Extraction system with perfectly balanced injected polypropylene turbine. Coupled and protected engine outside the fumes way.

Vertical guillotine door with adjustable height in any position and 3 + 3 mm laminated glass slide in three sections creating a high resistance protection screen.

Self-supporting structure made of structural elements with a 2 mm thick steel tube, degreased, phosphated and coated with a 70 μ layer of epoxy paint vitrified in the oven.

This structure is completely isolated from the work cabin and the contact with gases. External cover in white melamine board or thermo stable resins with a high degree of environmental humidity.

Fume cupboard specially designed for pilot plant assemblies or special techniques where a large free interior space is required, fully accessible within the cabin.

TECHNICAL FEATURES

Lighting level: More than 500 Lux in working area IP 55 or ATEX*.

Extraction volume: from 420 to 4.500 m³/h.

Engines: from 0,37 to 2,2 CV - IP55 or ATEX*.

Voltage: 220V/50Hz. Single phase/three phase

ATEX*: if we work with flammables, solvents or hydrocarbons.

On request: automatic control unit for variable flow (motor) depending on the door opening function. Failure alarm.

On request: Perimeter and roof in GRES continuous for working with sulfuric acid.

On request: Perimeter and roof in GRES continuous for working with perchloric acid.

Includes gas scrubber.

CONTROL PANEL

ON/OFF push button with green LED and electrical sockets 230V/16A.

Fuel regulator knob (Yellow).

Nitrogen regulator knob (Blue/green button).

Vacuum regulator knob (Grey/black button).

Air regulator knob (Blue/yellow button).

Water regulator knob (Green/blue button)

Safety locking pin on door for the recommended working position.

It can be supplied with customized measures on demand.

Standardized stainless steel supports for general use supplied on demand.



MODELS	Part No.	Height / Width / Depth (exterior) cm	Height / Width / Depth (interior) cm	Weight Kg
VG-VW-1420	5001642	270 150 90	182 125 63	116
VG-VW-1720	5001643	270 180 90	182 155 63	148
VG-VW-2020	5001644	270 200 90	182 175 63	180

ACCESORIOS

Kit de montaje

2 tubos PVC Ø200 x 200 cm. Código 5001617

2 codos PVC Ø200 de 90°. Código 5001623

1 codo PVC Ø200 de 45°. Código 5001621

1 salida antipájaros Ø200. Código 5001629

1 codo PVC Ø200 de 45°. Código 5001621

2 flexibles Ø200 (25 cm por tubo). Código 5001619

SAFETY:
US STANDARD ST 209 (CLASS 100)
EUROPEAN STANDARD ISO 14644 (CLASS 5) HEPA FILTER (HIGH EFFICIENCY PARTICULATE AIR)

APPLICATIONS

Water quality control, laboratories and food industries, pharmacies services, haematology and clinical analysis, drug-injecting antibiotics, microscopic analysis, assisted fertilization, cell cultures, etc...

FEATURES

Lower setting made of PMMA transparent methacrylate.
Working surface made of stainless steel AISI 304.
Ultraviolet lamp.
Metallic parts coated with protective polymerization.
Extraction system with silent turbine.
Operating hours counter for HEPA filter replacement.

TECHNICAL SPECIFICATIONS

Illumination level (W-Lux): 500.
Airflow speed (M/S): 0.7 - 1.0.
Noise level (dB): < 67.
Power supply (V-Hz): 220/50.
HEPA filter class H14: 99,999% efficiency for particles of 0.5 microns. Working temperature in °C: between 15 and 35.

CONTROL PANEL

Stop/start push button.
Light push button.
Sterilization push button.
Ventilation push button.



MODELS	Part No.	Height / Width / Depth (exterior) cm	Height / Width / Depth (interior) cm	Fluorescent Lamp (W)	UV lamp W	Power W	Weight Kg
H1	5609511	78 46 55	40 38 54	15x1	15x1	150	40
H2	5609510	90 55 70	50 45 68	18x1	18x1	160	60

ACCESSORIES

Supporting tables for cabinets

FOR MODEL	Part No.	Height / Width / Depth (exterior) cm	Weight Kg
H1	5609512	78 55 47	5
H2	5609513	78 70 55	8



Shoe soles coater "ZA-1"

AUTOMATIC.
DIGITAL TEMPERATURE CONTROL OF AIR.

FEATURES

Shoe soles coated with a PVC film.
It cuts the film by thermal contraction providing hot air with temperature control.
Different sizes shoes coated in seconds.
It saves on consumables. A roll of film can be coated up to 1000 shoes.
According with CE and ROHS regulations. Consumables 100% recyclable.

MODEL

Part No.	Dimensions cm Height / Width / Depth	Voltage	Power W	Weight Kg
5000051	33 45 80	220V-50Hz	1300	27



NEW

SPARE PARTS

PVC coil for 1000 coatings.
Part No. 5000052





Rotary Viscometers

Rotary viscosimeters “ST-2020”

INTRODUCTION

Rheology is the study of the effects experimented in a substance when a mechanical force is applied on it (flow and deformation) under different external conditions. It is used to describe the consistency of different products and is normally defined by the components: **viscosity and elasticity**.

Measuring viscosity is determined by the tangible force required to displace the materials particles with a specific deformation-flow i.e. velocity. The relationship between the tangible force and the deformation flow obtains the viscosity result. Ambient conditions such as temperature and pressure also have an effect on viscosity.

The measurement of viscosity is not just limited to the research laboratory, it has progressively entered the field of industrial quality control.

PRINCIPLES OF VISCOSITY

These instruments operate by means of a cylinder or disk (spindle) that is submerged into the material to be analysed and by measuring the resistance of the substance at a selected known speed. This resistance results in the measurement of the viscosity according to the flow characteristics of the reference spindle; the instrument calculates the result and directly displays the viscosity that is reported in **cP (CGS)** or **mPa-s (SI)**.

A wide range of viscosity can be measured using viscometers that are equipped with different types of spindles and speed ranges. The design of the spindles and the principals of measurement principles are regulated by **ISO 2555** and **ISO 1652** standards. All spindles are made of AISI 316 stainless steel. Each spindle can be identified by a letter and a number.

SELECTION TABLE

Standard measuring range of the viscometers, without additional accessories

Part no	1001616	1001617
Model	ST-2020 L	ST-2020 R
Units	centiPoise (cP)	centiPoise (cP)
Standard spindle	L1 to L4	R2 to R7
Speed range r.p.m.	1 to 60	0,1 to 100
Measuring range	20 to 600.000 cP	20 to 40.000.000 cP
Temperature range °C	0,0 to 100,0	0,0 to 100,0
Power requirement	115/230V to 12VDC 1.2A	115/230V to 12VDC 1.2A
Power	15 W	15 W
Weight	5 Kg	5 Kg

FEATURES

L.C.D. display of parameters and results:

- Selected speed r.p.m.
- Selected spindle. S.P.
- Viscosity result cP (mPa-s) or cSt.
- Base scale percentage %.
- Sample temperature: °C or °F.

Auto alarm in the case of any fault being detected.

Off scale detection and indication by an audible and visual signal.

Step controlled speed to prevent spindle vibrations.

Velocity from 0,1 to 100 r.p.m.

Mains power surge protection.

RS 232 unidirectional interface, download to a computer.

TECHNICAL DATA

Precision: ±1% base scale.

Repeatability: 0.2%.

Supplied complete with:

- Anti shock carry case.
- Main unit.
- Support base.
- Spindle protector.
- Spindle support.
- Set of spindles (model dependant)
- Temperature probe

DIGITAL THERMOMETER

Temp range:- from 0.0 °C to + 100.0 °C (+ 32.0 °F to + 212.0 °F).

- Resolution: 0.1 °C (0.1722 °F).

- Precision: ± 0.1 °C.



Model ST2020L

ACCESSORIES

Standard **spindles** for L model.

L1 Part No. **1000998**

L2 Part No. **1000999**

L3 Part No. **1001000**

L4 Part No. **1001001**

Standard **spindles** for R model.

R1 Part No. **1000995** (for low viscosity samples)

R2 Part No. **1001030**

R3 Part No. **1001031**

R4 Part No. **1001032**

R5 Part No. **1001033**

R6 Part No. **1001034**

R7 Part No. **1001035**



Rack of standard spindles L1, L2, L3, L4 : Suitable for models L.



Rack of standard spindles R2, R3, R4, R5, R6 and R7: Suitable for model R.



Spindle R1



Wide range rotary viscosimeters “STS-2011”

MODEL WITH TEMPERATURE READOUT AND SHEAR RATE MEASUREMENT AND SHEAR STRESS.

FEATURES

10 different options of language.
 L.C.D. display of parameters and results.
 Parameters display:
 - Selected speed r.p.m.
 - Selected spindle
 - Viscosity result cP (mPa-s) or cSt.
 - Base scale percentage %
 - Sample temperature: °C or °F.
 - Deformation ratio (with special spindle)
 - Torsion force (with special spindles)
 - Density
 (input by the user) g/cm³.
 This instrument determines both relative and absolute viscosity.
 Data can be changed between S.I. and C.G.S.
 Automatically checks for correct operation point by scanning at different speeds.
 Auto alarm in the case of any fault being detected.
 Off scale detection and indication by an audible and visual signal.
 Step controlled speed to prevent spindle vibrations.
 Calibration by the user himself.
 18 preselected speeds from 0.01 a 200 r.p.m.
 The operator can select any speed within this range.
 USB port.

Mains power surge protection.
 10 memoirs of working programs.

TECHNICAL DATA

Temperature range:- from -40 °C to + 300.0 °C
 (- 40.0 °F to + 572.0 °F).
 - Resolution °C: 0.1 °C (0.1722 °F).
 - Precision °C: ± 0.1 °C.
 - Probe type: Pt 100.
 Direct results in cP(mPa-s) or cSt.: models STS-2011 L & R.
 Direct results in Poise (Pa-s) or St.: model STS-2011 H.
 Precision: ±1% base scale.
 Supplied complete with:
 - Anti shock carry case.
 - Main unit.
 - Support base.
 - Spindle protector.
 - Spindle support.
 - Set of spindles (model dependant) (see table).



MODELS	Part No.	Measuring range	Standard spindles	Power requirement	Power W	Weight Kg
STS-2011 L	1001611	20 to 2.000.000 cP	L1, L2, L3, L4	100-240 V 50/60 Hz	25	5
STS-2011 R	1001612	100 to 13.000.000 cP	R2, R3, R4, R5, R6, R7	100-240 V 50/60 Hz	25	5
STS-2011 H	1001613	200 to 106.000.000 cP	R2, R3, R4, R5, R6, R7	100-240 V 50/60 Hz	25	5

ACCESSORIES

Standard spindles for L model.

- L1 Part No. 1001036
- L2 Part No. 1001037
- L3 Part No. 1001038
- L4 Part No. 1001039

Standard spindles for R and H model.

- R1 Part No. 1000990 (for low viscosity samples)
- R2 Part No. 1001070
- R3 Part No. 1001071
- R4 Part No. 1001072
- R5 Part No. 1001073
- R6 Part No. 1001074
- R7 Part No. 1001075

Small sample volume adapters (APM).

Suitable for sample volumes from 6,7 to 13,5 ml.
 Requires the “TL” or “TR” set of spindles.
 Unit suitable for temperatures from 0 °C to +100 °C.
 Part No. 1000987 Small sample adapter APM with water jacket and temperature sensor incorporated.

Special Spindles

Part No. 1001224 set of spindles TL5 – TL6- TL7 for models L.
 Part No. 1001225 set of spindles TR8 - TR9 - TR10 - TR11 for models R and H.

Low viscosity adapters. (LCP).

Required if low viscosity measurements are necessary.
 Reproducible results and measurements of viscosity from 1 cP.
 Suitable for models L and R.
 Sample volume: 16 to 18 ml.
 Includes special spindle LCP.
 Part No. 1000985. Adapter LCP with water jacket.
 Part No. 1001624 Temperature sensor suitable for LCP.

Displacement spiral helix adapter.

Required for low fluidity samples.
 Part No. 1000988



Spindle R1



Part No. 1000985



Part No. 1000986



Part No. 1000988



Temperature control equipment for viscosity measurements for viscometers “ST-2020” and “STS-2011”

The influence of temperature while measuring viscosity is considerable, lower temperatures increase viscosity. Therefore it is indispensable to control temperature when precise viscosity measurements are required. The control of temperature by using a thermostatically controlled bath is the most efficient, because of the re-circulation of liquid produces a rapid and stable temperature. We recommend our range of immersion thermostats for this application.

TEMPERATURE CONTROL AND CONFIGURATION FOR VISCOSITY MEASUREMENTS:

FRIGITERM-TFT-10 Part No. **3000546**, **FRIGITERM-TFT-30** Part No. **3000547** Suitable for below ambient working environments (see page 101 for specifications).

For temperatures above ambient see the **DIGITERM-S-150** Part No. **3000543**, or **DIGITEM-TFT-200** Part No. **3000544** complete with 12 litre tank Part No **6000391**, (see pages 98 and 100 for specifications).

An adapter kit for the thermostat bath is required:

Part No. **1001625** for STS-2011

Part No. **1001626** for ST-2020

Adapter for thermostat bath comprising of an extension spindle and 4 leg adjusters for the bath. (Kit can be fitted by the user.)

This kit adjusts the bath measuring height to enable samples to be placed inside.

Part No. **1001627**. Support for 2 500 ml beakers, to be placed inside the bath (**only for bucket 6000391**).

Part No. **1001628** Support base for the **DIGITERM** immersion thermostats. This accessory is recommended to close the bath and maintain a constant temperature.

CONSTANT TEMPERATURE CONTROL ACCESSORY FOR SMALL SAMPLE VOLUME ADAPTERS. USE WITH THE RE-CIRCULATING JACKET ACCESSORIES. PART NO. 1000996

To work below ambient temperatures, we recommend the use of the **FRIGITERM-TFT-10** Part No. **3000546**, or **FRIGITERM-TFT-30** Part No. **3000547** (see page 101 for specifications).

For temperatures above ambient see the **DIGITERM-S-150** Part No. **3000543**, or **DIGITEM-TFT-200** Part No. **3000544** complete with 12 litre tank Part No. **6000391**, (see pages 98 and 100 for specifications).

It is necessary to configure the immersion thermostats for “external re-circulation.” The Bath adapter kit is not required.



Frigiterm thermostat bath with adapter kit Part No. 1001625, fitted with a rotary viscometer.



Support for 2 beakers Part No. 1001627

Digiterm thermostat bath with support base Part No. 1001628. 12 litre bath Part No. 6000391 and adapter kit Part No. 1001625 or 1001626 To be used with a rotary viscometer and beaker support Part No. 1001627.



Immersion thermostat Digiterm controlling temperature of viscometer.

COMECTA Rotary Viscometer “NDJ-1”

APPLICATIONS

The instrument operates by rotating a disk or cylinder, (spindle), that is submerged in the liquid or fluid to be analysed. A pre-selected speed is set, the unit measures the absolute resistance from viscosity of the fluid being analysed. Suitable for samples such as: foods, cosmetics, fats and oils, pharmaceutical products, paints and plastics, etc.

FEATURES

The asynchronous motor is connected to a graduated disk with 4 different speeds that propel the spindle via a spiral and die.

Supplied complete with a set of 4 spindles in a box, numbered 1 to 4 with spindle stand.

The viscometer includes a level and adjustable screw feet support base and protective case.

MODEL	Part No.	Measuring range	Tolerance	Spindle Speed r.p.m. for 1 to 4	Power W	Weight Kg
NDJ-1	5120230	10-100.000 mPaS	±5% Liquid Newtons	6 - 12 - 30 - 60	15	6





Flow cups for measuring liquid viscosity

CUP N° 4 STANDARD DIN 53211.
CUPS STANDARD ISO 2431.
CUP FORD STANDARD ASTM D-1200.
CAPACITY: 100ML.

FEATURES

Suitable for measuring kinematic viscosities from 5 to 700 cSt, model dependent.
Metallic cups, chrome finished and calibrated.



Flow cups with handle.
Models DIN 53211 N° 4
and Ford ASTM D-1200.



Flow cups. Standard models.



Heated cups with threaded base, can be connected to a water bath or to a temperature regulator Electemp.

ACCESSORY

Support stand with adjustable level.
Part No. **7001021**

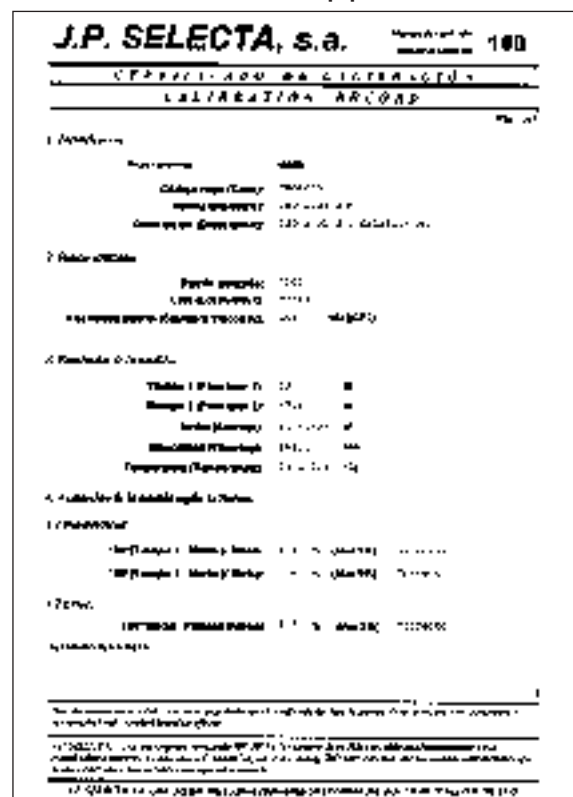
ACCESSORIES

Water bath with heater and screw on disk, with level. Part No. **7001022**
Temperature controller Electemp-TFT. Part No. **3000897**
Pt 100 sensor probe for the Electemp-TFT and water bath. Part No. **7001496**

MODELS

Part No.	Standard	Bore Ø mm	Format	Range cSt	Admissible fall times
1000123	DIN 53211	4	Standard	90 to 700	25" to 100"
7001239	DIN 53211	4	Heated	90 to 700	25" to 100"
1000347	DIN 53211	4	With handle	90 to 700	25" to 100"
1001013	ISO 2431	3	Standard	5 to 42	30" to 100"
7001017	ISO 2431	3	Heated	5 to 42	30" to 100"
1001014	ISO 2431	4	Standard	35 to 135	30" to 100"
7001018	ISO 2431	4	Heated	35 to 135	30" to 100"
1001015	ISO 2431	5	Standard	100 to 350	30" to 100"
7001019	ISO 2431	5	Heated	100 to 350	30" to 100"
1001016	ISO 2431	6	Standard	190 to 680	30" to 100"
7001020	ISO 2431	6	Heated	190 to 680	30" to 100"
1000705	ASTM D-1200	2.53	Standard	25 to 120	20" to 100"
		4.12		70 to 370	20" to 100"
7000706	ASTM D-1200	2.53	Heated	25 to 120	20" to 100"
		4.12		70 to 370	20" to 100"
1000707	ASTM D-1200	2.53	With handle	25 to 120	20" to 100"
		4.12		70 to 370	20" to 100"

Comes with a calibration certificate with results traceable to know standards and equipment





Ford cup thermostat for viscosity measurement "TV-1452"

CUP MODELS THAT CONFORM TO THE FOLLOWING STANDARDS: DIN 53211, ISO 2431 AND ASTM 1200.
ELECTRONIC DIGITAL CONTROL FROM 10°C TO 60°C.

Heating and cooling by Peltier effect

APPLICATIONS

Thermostat Ford cups for viscosity measurement need to be maintained at a precise temperature of 10 and 60 °C.

FEATURES

Made up of an independent Peltier thermostat control system that heats and cools. Made from AISI 304 stainless steel, with adjustable levelling feet supports, and central orifice for locating the cup.

CONTROL PANEL

Illuminate ON/OFF switch
Digital temperature display
Key pad to select readout and temperature.

MODEL

Part No.	Temperature °C	Stability °C	Homogeneity °C	Read error	Resolution	Height / Width / Depth cm	Power W	Weight Kg
3001452	10 to 60 °C	±0.1	±0.2	±0.5	0.1	23 34 30	130	5



See the different standards, models and cups (see page 289.)



Viscometer Precision Bath "VB-1423"

FOR CONTROLLABLE TEMPERATURES FROM AMB.+5 °C TO 100 °C.
STABILITY ±0.1 °C. HOMOGENEITY ±0.1 °C. READING ERROR ±0.09 °C. RESOLUTION 0.1 °C.

SAFETY:

STANDARD DIN 12879.2 CONTROLLABLE SAFETY THERMOSTAT WITH MANUAL RESET.

FEATURES

Temperature sensor Pt100 thermo-resistor, stainless steel AISI 304 lid with three viscometer locations ports, three independent lids and an additional location port for the control thermometer. The main body of the bath is made of a 20 litre borosilicate glass tank. A white plate is located at the back to help optimise and read the viscometers.

CONTROL PANEL

1. Mains power illuminated switch.
2. Temperature regulator:
 3. Real time temperature display.
 4. Push button to increase value.
 5. Push button to decrease value.
 6. Push button to configure operation.
7. Safety thermostat safety lamp.



Used for measurements with glass viscometers

Made for the calibration of viscometers according to the following standards UNE 400313, ISO 3105, ASTM D 445 and 2515

MODEL

Part No.	Control range °C	Capacity litres	Height / Ø (tank) cm	Height / Ø (total) cm	Power W	Weight Kg
3001423	amb.+5 up to 100	20	32 30	47 30	1000	8



ACCESSORIES

Universal viscometer support made from PTFE with stainless steel AISI 304 support. Suitable for the following viscometers :

- Cannon-Fenske for transparent liquids.
- Cannon-Fenske for opaque liquids.
- Ubbelohde.
- Ostwald.
- BS U Tube.
- Cannon-Manning semi-micro.
- Ubbelohde type BS/IP/SL, BS/IP/SL(S) & type BS/IP/MSL.
- DIN Ubbelohde.

Part No. **1001453**

Calibration Chronometers (see page 295).

Thermometers for viscometer baths.

Part No.

- 1001454** Thermometer ASTM 120C at 38.6 to 41.4°C divisions 0.05 °C.
- 1001455** Thermometer ASTM 121C at 98.6 to 101.4 °C divisions 0.05 °C.
- 1001456** Thermometer ASTM 91C at 20.0 to 50.0 °C divisions 0.1 °C.
- 1001457** Thermometer ASTM 92C at 40.0 to 70.0 °C divisions 0.1 °C.
- 1001458** Thermometer ASTM 93C at 60.0 to 90.0 °C divisions 0.1 °C.
- 1001459** Thermometer ASTM 94C at 80.0 to 110.0 °C divisions 0.1 °C.

COMECTA Glass Viscometers

VISCOMETER "UBBELOHDE"

ASTM D445 - ASTM D446 - ISO 3104 - ISO 3105.
 Suitable for transparent liquids.
 Complete with calibration certificate.
 Total length 283 mm.
 Permanent amber markings.

ACCESSORY

Viscometers support rack.
 Part No. **1025812**
 Capacity:
 6 viscometers.



Ubbelohde

Part No.	Size	Nominal constant	Viscosity range in cSt
5600001	0	0.001	0.3 to 1
5600002	0C	0.003	0.6 to 3
5600003	0B	0.005	1 to 5
5600004	1	0.01	2 to 10
5600005	1C	0.03	6 to 30
5600006	1B	0.05	10 to 50
5600007	2	0.1	20 to 100
5600008	2C	0.3	60 to 300
5600009	2B	0.5	100 to 500
5600010	3	1.0	200 to 1000
5600011	3C	3.0	600 to 3000
5600012	3B	5.0	1000 to 5000
5600013	4	10.0	2000 to 10000
5600014	4C	30.0	6000 to 30000

VISCOMETERS "CANNON-FENSKE" TRANSPARENT

ASTM D445 - ASTM D446 - ISO 3104 - ISO 3105 - IP 71.
 Suitable for transparent liquids.
 Complete with calibration certificate.
 Constant at 40 °C to 100 °C.
 Total length 250 mm.
 Permanent amber markings.



Transparent

Part No.	Size	Nominal constant	Viscosity range in cSt
5600050	25	0,002	0,4 a 1,6
5600051	50	0,004	0,8 a 3,2
5600052	75	0,008	1,6 a 6,4
5600053	100	0,015	3 a 15
5600054	150	0,035	7 a 35
5600055	200	0,1	20 a 100
5600056	300	0,25	50 a 200
5600057	350	0,5	100 a 500
5600058	400	1,2	240 a 1200
5600059	450	2,5	500 a 2500
5600060	500	8	1600 a 8000
5600061	600	20	4000 a 20000

VISCOMETERS "CANNON-FENSKE" OPAQUE

ASTM D445 - ASTM D446 - ISO 3104 - ISO 3105.
 Suitable for opaque and transparent liquids.
 Complete with calibration certificate.
 Constant at 40 °C and 100 °C.
 Total length 295 mm.
 Permanent amber markings.



Opaque

Part No.	Size	Nominal constant	Viscosity range in cSt
5600065	25	0,002	0,4 a 1,6
5600066	50	0,004	0,8 a 3,2
5600067	75	0,008	1,6 a 6,4
5600068	100	0,015	3 a 15
5600069	150	0,035	7 a 35
5600070	200	0,1	20 a 100
5600071	300	0,25	50 a 200
5600072	350	0,5	100 a 500
5600073	400	1,2	240 a 1200
5600074	450	2,5	500 a 2500
5600075	500	8	1600 a 8000
5600076	600	20	4000 a 20000

MICRO-UBBELOHDE VISCOMETER 3 ml

Suitable for transparent liquids.
 Calibration certificate.
 Nominal overall length 290 mm.
 Permanent ring marks in amber.
 Sample filling volume: 3 ml.



Micro-Ubbelohde

Code	Size	Nominal constant	Viscosity range in cSt
5600020	I	0,01	0,4 to 6
5600021	Ic	0,03	1,2 to 18
5600022	II	0,1	4 to 60
5600023	IIc	0,3	12 to 180
5600024	III	1,0	40 to 800

“U-TUBE REVERSE FLOW” VISCOMETER BS/IP/RF

Suitable for opaque liquids.
 With calibration certificate at 40 and 100 °C.
 Nominal overall length 275 mm.
 Permanent ring marks in amber.



U-Tube reverse flow

Code	Size	Nominal constant	Viscosity range in cSt
5600025	1	0,003	0,6 to 3
5600026	2	0,01	2 to 10
5600027	3	0,03	6 to 30
5600028	4	0,1	20 to 100
5600029	5	0,3	60 to 300
5600030	6	1,0	200 to 1000
5600031	7	3,0	600 to 3000
5600032	8	10	2000 to 10000
5600033	9	30	6000 to 30000
5600034	10	100	20000 to 100000
5600035	11	300	60000 to 300000

BS/U TUBE VISCOMETER

Suitable for transparent liquids.
 With calibration certificate at 40 and 100 °C.
 Nominal overall length 300 mm.
 Permanent ring marks in amber.



BS/U Tube

Code	Size	Nominal constant	Viscosity range in cSt
5600036	A	0,003	0,9 to 3
5600037	B	0,01	2 to 10
5600038	C	0,03	6 to 30
5600039	D	0,1	20 to 100
5600040	E	0,3	60 to 300
5600041	F	1,0	200 to 1000
5600042	G	3,0	600 to 3000
5600043	H	10,0	2000 to 10000

OSTWALD PATTERN VISCOMETER

Suitable for transparent liquids.
 Calibration certificate at 20°C.
 Nominal overall length 250 mm.
 Permanent ring marks in amber.
 Sample filling volume 10 ml.



Ostwald

Code	Size	Nominal constant	Efflux time between ring marks Water at 20 °C. (seconds)
5600044	45	0,022	45
5600045	85	0,011	85
5600046	100	0,01	100
5600047	125	0,008	125

Monitor and Control Apparatus



Electronic controller “Electemp-TFT”

FEATURES

Reading temperature range: -150 °C to 1300 °C
Stability: ±0.1 °C.
Resolution: ±0.1 °C Pt 100 / ±1 °C K Type probe.

Touch screen

- Main On/Off switch.
 - Acoustic and visual alarm.
 - Clock calendar.
 - Up to 10 work programs.
 - Up to 6 segments per program.
 - Stability time in each segment (from 1 min to 99h).
 - Ramps between segments.
 - Alarms and events storage.
 - Probe error detection.
 - Self Diagnostics.
 - Network failure detection and saving.
 - Over temperature and low temperature alarms and memorization (date, start time, end time and temperature).
 - Safety thermostat (TS) by software.
 - RS-232 and USB output.
 - Temperature control auto-tuning.
 - Configurable parameters: Date / time, temperature correction, data collection interval, language (English, Spanish and French), °C / °F selection, over temperature and low temperature limit.
- Cool/heat regulation.

CONTROL PANEL

Setpoint temperature and time indicator.
Temperature limit indicator.
Timer virtual pushbutton.
Reverse virtual pushbutton.
Start virtual pushbutton.
Stop virtual pushbutton.
Programming virtual pushbutton.

BACK PANEL

Power output (SCHUKO plug) 3100 W at 230 V.
Protection fuse.
Pt100 probe connection.
K type probe connection.

APPLICATIONS

Digital thermometer from -150 °C to 1300 °C.
To control and display temperature in any equipment with temperature control system, that uses a contact thermometer, such as: Baths, Immersion thermostats, Hotplates and Hotplate stirrers, Heating and cooling equipments, etc... (temperature from ambient +5 °C to 1300 °C).
Can also be used by a immersion thermostat controlling a heater element. (maximum power 3100 W).



MODEL

Part No.	Height / Width / Depth cm (exterior)	Max. power W (at 230 V)	Weight Kg
3000897	10.5 13.5 21	3100	1.250

ACCESSORIES

Pt 100 probe. Immersion dimensions: 4 mm Ø, 130 mm length. Cable: 150 cm length.
Part No. **1000893**
Type K probe. Immersion dimensions: 2 mm Ø, 150 mm length. Cable: 150 cm length.
Part No. **1000895**



Electronic contact thermometer “Sensoterm II”

DIGITAL DISPLAY, PT 1000 PROBE, AISI 304 STAINLESS STEEL.
STABILITY ±1 °C, ±1 DIGIT. RESOLUTION ±1 °C.

ONLY SUITABLE FOR INSTRUMENTS
THAT CAN USE AN ELECTRICAL CONTACT
THERMOMETER.

FEATURES

Advantages include a separate temperature probe that maintain the main body away from steam and other vapours. Safer than a glass contact thermometer, eliminating the risk of broken it and a mercury spillage.
Main body made of ABS plastic.

TECHNICAL DATA

Temperature range: from -50 °C to 300 °C.
Temperature probe: 3.5 mm Ø x 250 mm immersion.
Temperature Display: 8 mm high LCD display.
Ambient working range: 0 to 60 °C and a relative humidity of 80 %.

MODEL

Part No.	Height / Width / Depth cm (exterior)	Weight Kg
1001009	13 7 2.4	0.250



Instruments that can use the electronic controller “Electemp-TFT” and the electronic contact thermometer “Sensoterm”.



Sand Bath
“Combiplac-Sand”
Parts No. 6000708 and 6000709.



Hotplate - Rectangular
“Combiplac”
Parts No. 3000156 and 3000718.



Hotplate - Circular
“Combiplac”
Parts No. 3002301 and 3002302.



Magnetic Stirrers “Agimatic”
Parts No. 7000271, 7000273,
7000272, 7000280, 7000281,
7000837 and 7000838.



Electronic temperature controller "Electemp-B"

ADJUSTABLE TEMPERATURE FROM 0 °C TO 310 °C.

NEW DESIGN

FEATURES

Regulates the power to the heating element by pulsing electronic circuit, free of noise and interferences

APPLICATIONS

Regulates the power of temperature in ovens baths, radiators, hotplates, etc.

CONTROL PANEL

Temperature display indicator.
Set temperature display indicator.
Set value increase/decrease button.

BACK OF CONTROLLER

Output of power (Schuko plug system).
Protection fuse.
Connection for a PT100 probe (included)



"Electemp-B" application to a hotplate, showing the unit connected with an electronic contact thermometer.

MODEL

Part No.	Height / Width / Depth cm (exterior)	Max. power W (at 230 Vav)	Max. power W (at 110 Vav)	Weight Kg
3000896	15 15.5 19	2500	1700	1.2

COMECTA Digital thermometer "TC-9226-A"

FEATURES

Main body made of PVC with anti-slide for better stability.
Temperature range from -200 °C to 1370 °C (-328 to 2498 °F).
Reads °C or °F, reading within 1 second.
Memorizes the last 10 temperature readings. Displays the reading for 3 seconds. It is possible to hold the reading on the screen.
Switches off automatically after 1 hour (if it is in a continuous mode).
LCD with back light illumination.
Low battery power indicator.
Powered by 3 x 1.5V "AAA" batteries".
Compatible with most Type K sensors.
Operating conditions: from -10 to 50 °C.
Dimensions: (height x width x depth): 17 x 7 x 3 cm. Weight 150g.

MODEL	Part No.	Temp. range °C	Resolution °C	Precision °C
GT-9226-A	5903030	-200 to 1370	0.1	from -200 to -50: ±2 from -50 to 740: ±1 from 740 to 1370: ±2

The precision figures supplied are based on a measurement range from 18 to 28 °C (does not include the sensor error).



Supplied complete with a Type K sensor and cable of 1.40 mm Ø x 100 cm long.

ACCESSORY

Sensor type K of 8 mm Ø x 30 cm length. Part No. **5903025**

COMECTA Digital Humidity meter with Thermometer "HT-305E"

FEATURES

Temperature range from 0 °C to 60 °C.
Humidity range from 10% to 95% RH.
Digital Display °C or in °F Fast response: 0.4".
Power: battery 9 V.
Dimensions: (height x width x depth): 3.2 x 6 x 13.25 cm.
Weight: 264 g.

Part No. **5903023**

Supplied complete with humidity / temperature sensor, protective cover and carry case.

MODEL	Part No.	Temp. range °C	Resolution °C	Precision °C	Humidity range %	Humidity resolution %	Humidity precision %
HT-305E	5903023	from 0 to 50	0.1	±0.8	from 10 to 95	0.1	> 70%: ±3% +1% < 70%: ±3%





Ink Printer "Microprinter"

APPLICATIONS

Small ribbon printer (not thermal) with paper roll 2 1/4" (56 mm) wide.

Interface connection: RS232.

Applications: Measuring equipment, pH meters, conductivity meters, spectrophotometers, etc.

Includes interface cable and power transformer 5V - 3A and cable.

MODEL

Part No.	Height / Width / Depth cm	Power supply	Weight Kg
4120113	4 16 10	DC 5V 3A	1



Automatic programmer "Promat" 24 H

Connects and disconnects electrical power by a pre-programmed timer switch.

Adjustable timer: Cycles up to 24 hours, with controllable connection disconnection up to every 15 minutes.

Manual interrupt setting to disconnect the program, luminous indicator shows when power is being applied.

Maximum current: 16 Amp.

Part No. 1000500



COMECTA Timer alarm "Relavis"

Audible sound when the program time has lapsed.

Time setting from 0 to 60 minutes in 1 minute intervals.

Part No. 5900499



COMECTA Digital alarm timer "Count Down-Up"

Maximum count time 99 min. 59 sec. Timer: count-down and count-up.

Portable: table top with magnetic holder or clip if used on a pocket or overall.

Audible alarm fitted.

Part No. 5900500



COMECTA Digital Chronometer "Diamond"

Maximum timer: 23 hr 59 min 59 sec. Division 1/100 seconds. Control: LAP/SPLIT (timer: split time and accumulative time).

Date incorporated.

Audible Alarm (duration 60 seconds).

Audible Alarm "snooze" function (once pressed the stop alarm goes off every 5 minutes until it is completely shut off).

Part No. 5900501



COMECTA Thermometer reader "Micro-Temp"

SUITABLE FOR MEASURING TEMPERATURE FROM -50 °C TO +300 °C OR FROM -58 °F TO +527 °F.

Applications: process control, laboratories, pharmacies, food processes and agriculture in general.

Digital screen readout in °C or °F.

Stainless steel penetration probe of 3.5 mm Ø x 120 mm long.

Retention memory of minimum and maximum data readout.

Disconnects automatically after 1 hour.

Powered by a 5V - 3A battery.

MODEL

Part No.	Precision	Resolution
5903029	±1 °C / 1 °F	0.1 °C / 0.1 °F

Comes complete with protective cover and support clip.





GLASS THERMOMETERS

COMMON FEATURES

All thermometers are made of glass rod or with an opal scale, with a reinforced bulb.
 A wide selection of scales and temperature ranges is available.
 Scales etched in acid and graduated with indelible ink.
 Resistant to most chemical agents.
 All thermometers are supplied with a protective plastic cover.



Solid stem Thermometers

Yellow backed, mercury filled.

Part No.	Range °C	Division scale °C	Total length cm
1090100	-10 +100	1/1	30
1092050*	0 +50	0.1	45

* White back.



White back, with red liquid content.

Suitable for measuring samples where mercury is not permitted.
 E.g. food products, drinks, etc.

Part No.	Range °C	Division scale °C	Total length cm
1001257	-10 +100	1/1	30



Yellow backed with suspension ring, mercury filled.

Part No.	Range °C	Division scale °C	Immersion length cm	Total length cm
1001299	0 +200	1/1	5	25
3009200	0 +200	1/1	15	34
1009100	0 +60	0.5	15	30



Enclosed scale thermometers

With prismatic capillary, with easy to read scale. Contains mercury.

Part No.	Range °C	Division scale °C	Immersion length cm	Total length cm
1095060	-10 +50	1/1	3	30
1095100	-10 +100	1/1	3	30
1095150	-10 +150	1/1	3	30
1095250	-10 +250	1/1	3	30
1095360	-10 +360	1/1	3	30
1096050	-10 +50	0.5	3	30
1096100	-10 +100	0.5	3	30
1097050	-10 +50	0,1	3	45
1000100	-10 +100	1/1	13	25
1000872	-10 +120	1/1	15	33

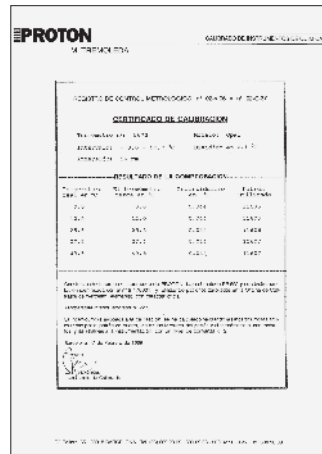


Precision thermometers

Mercury thermometers.

Complete with **calibration certificate** PROTON registration control no. 02-C.37 and 02-V.06 (Meteorological control).

Traceable certificate indicating the proof of continued quality of workmanship against different temperatures, with method and conditions of measurement against known traceable standards.



Part No.	Range °C	Division scale °C	Type	Total length cm
1001258	-10 +100	1/1	solid stem	30
1001259	-10 +250	1/1	solid stem	30
1001260	-10 +50	0.5	solid stem	30
1001261	-10 +100	0.5	solid stem	30
1001262	0 +50	0.1	solid stem	45
1001263	-10 +100	1/1	enclosed scale	30
1001264	-10 +250	1/1	enclosed scale	30
1001265	-10 +50	0.5	enclosed scale	30
1001266	-10 +100	0.5	enclosed scale	30
1001267	-10 +50	0.1	enclosed scale	45

Case with 7 glass rod mercury thermometers, white back, scale in 0.1 °C.

Range °C*	Total length
-30 +20	45 cm
0 +50	45 cm
+50 +100	45 cm
+100 +150	45 cm
+150 +200	45 cm
+200 +250	45 cm
+250 +300	45 cm

*One thermometer per range.

Part No.

1001268 with calibration certificate PROTON.

1001298 without calibration certificate.



Electric contact thermometers

Adjustable temperature setting with the use of a dial on the top of the thermometer. To provide better mercury flow, the capillary interior is filled with an inert gas. Supplied complete with a 100 cm cable with the appropriate connection on the end.

Part No.	Range °C	Division scale °C	Immersion length cm	Total length cm
3521015	0 +100	1/1	15	39
3522015	0 +200	2/1	15	39
3523015	0 +300	5/1	15	39
3352604	0 +60	1/1	4	28
3352104	0 +100	1/1	4	28
3352204	0 +200	2/1	4	28



Pocket infrared thermometer

Thermometer to measure temperature remotely used in laboratories. These contactless thermometers are used to measure temperatures of any liquid, solid or semi-solid. It includes calibration certificate. It uses two LR44 batteries.

Part No.	Range °C	Total length cm
1097100	-33 +220	6,8



NEW



Universal reactor for laboratory "RV-12"

ADAPTABLE TO ALL NORMALIZED GLASS ELEMENTS WITH 100 MM MOUTH.
REACTOR CAPACITY: 6 OR 12 LITRES.

APPLICATIONS

Universal reactor suitable for all laboratory and pilot plant's operations.

FEATURES

Standard mouth for connection to DN100 glass reactor's covers.

Reactor in AISI 316 stainless steel, with a capacity of 12 litres and with a drain tap.

STANDARD EQUIPMENT

1. **Standard support.** Part No. **1001748**
2. **Reactor** in stainless steel AISI 316, capacity: 12 litres with drain tap. External sizes: Height 38cm x 25cm Ø. Weight: 4.5 Kg Part No. **1001746** or 6 litres with drain tap. External sizes: Height 28cm x 25cm Ø. Weight: 3 Kg. Part No. **1001726**.
3. **Clamp with support ring** for the reactor. Part No. **1001747** + **1001974** for 10-20 litres.

COMPLEMENTOS

4. Addition graduated **funnel** of 250 ml. PTFE frosted wrench 29/32. Part No. **1001795**.
5. **Frame** for stirrer clamping. Part No. **1001770**
6. **HEI-Torque stirrer** with adjustable speed. Part No. **5016041**
7. **PTFE stirrer guide.** Part No. **1001788**
8. Double effect **Refrigerant** "Dimroth". 30 cm de length. Part No. **1001792**
9. **Electronic regulator ELECTEMP-TFT.** Part No. **3000897** with connector for internal emperature control, if the heating mantle is used.
10. **Support plate** with bosshead for Electemp-TFT regulator. Part No. **1001750**
11. **PT100 probe** Part No. **1001749** 400 mm length x Ø 4 mm, with connection cable to Electemp-TFT regulator.
12. **5 mouths cove** type UK. Part No. **1001790**
13. **Ring holder** with double bosshead for heating mantle. Part No. **1001751**
14. **Heating mantle** with double heating element for temperatures up to 400°C. Power consumption 1400W. Part No. **3001752**
15. **Double bosshead MAXIM.** Part No. **7000408** and clamp for refrigerant. Part No. **7000403**
16. **Anchor shape stirring shaft**, Ø 9,5 mm in PTFE. (length 65 x shovel width 10 cm). Part No. **1001822**
17. **Helix shape stirring shaft**, Ø 9,5 mm in PTFE. and PTFE shovel (length 65 x shovel width 7cm). Part No. **1001789**
18. **Folding shovels stirring shaft**, Ø 9,5 mm in PTFE. (length 65 x shovel width 7cm). Part No. **1001859**
19. **Clamp resistance** with internal ceramic insulation and AISI 304 stainless steel exterior. 400°C, 1500W power consumption. Part No. **1001947**
20. **High vacuum grease.** Dow Corning. -40 to +200°C. For pressures up to 10-6 mm Hg use. Part No. **1001915**
21. **PTFE expansion/contraction bellows** for coupling between mouth and coolant. Part No. **1001825**

22. **Faucet** in PTFE frosted 29/32. Part No. **1001793**
23. **Adapter set for PT100 probe.** Frosted 14/23. Part No. **1001933**
24. **Adjust 29/32 to olive 12mm** for coolant and funnel. Part No. **1001794**
25. **Stopper 29/32** for lid and funnel. Part No. **1001796**

For DN150 type GR reactors:

26. **Standard support** for frame and clamp. Part No. **1001748**
27. **Clamp** for DN150 type GR reactors subjection. Part No. **1001787**
28. **Frame for clamp** Supplied with two AISI 304 stainless steel bars Ø 20mm and 500 mm length. Part No. **1001767**

OPTIONAL

29. **AISI 304 stainless steel device**, with double standard mouth and coil for heating or cooling the liquid inside the reactor. Coil measures: A: 26 cm. B: 15 cm. C: 10 cm. Part No. **1001755**

This device can be coupled to the universal reactor Part No. **1001746**.

Note: To be able to hold the Part No. **1001755** to the reactor, a ring holder Part No. **1001758** and a clamp bracket set Part No. **1001852** is necessary.

Note: By using the coil (23) laboratory tests have been carried out with silicone oil "47 V50" (Part No. **1000027** 4 litres) and with **Ultraterm-TFT-200** thermostaat. Part No. **3000554** (See page. 101) reaching temperatures up to 170°C in 35' inside the reactor properly insulated with "durablanket120". With the methanol fluid transmitter liquid and the **Frigiterm-TFT-30** thermostat. Part No. **3000553** (See page. 101) temperatures up to -21°C have been reached in 57' inside the isolated reactor with "durablanket120".



Vacuum filtration system type "Nutsche". Consult



Customizable reactors on demand

FOR LABORATORY AND PILOT PLANT WITH HEATING AND COOLING SYSTEMS
BOROSILICATE GLASS 3.3. CAPACITY: FROM 0,5 UP TO 100 LITRES.
AISI 304 - 316 - 316L STAINLESS STEEL LITRES CAPACITY: FROM 12 UP TO 100 LITRES.

Borosilicate glass 3.3: Spherical, cylindrical and thermostatic with or without PTFE release valve with temperature control accessories, PH, oxygen, turbidity, etc. Heidolph stirring systems and variable PTFE blades.

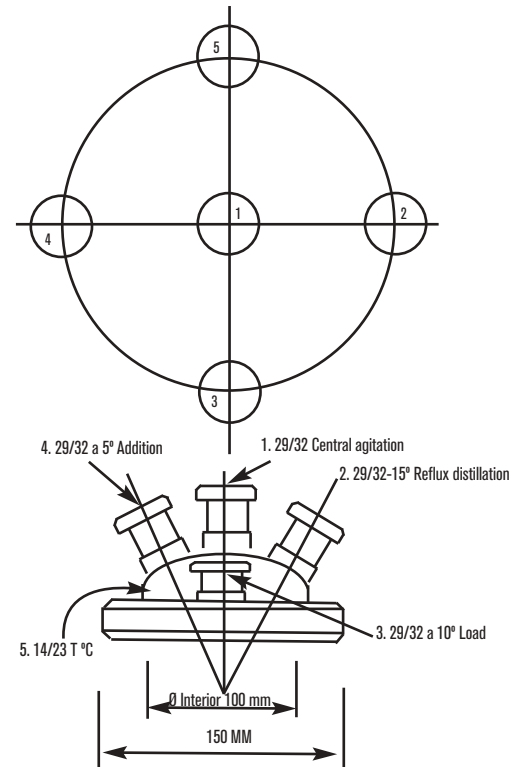
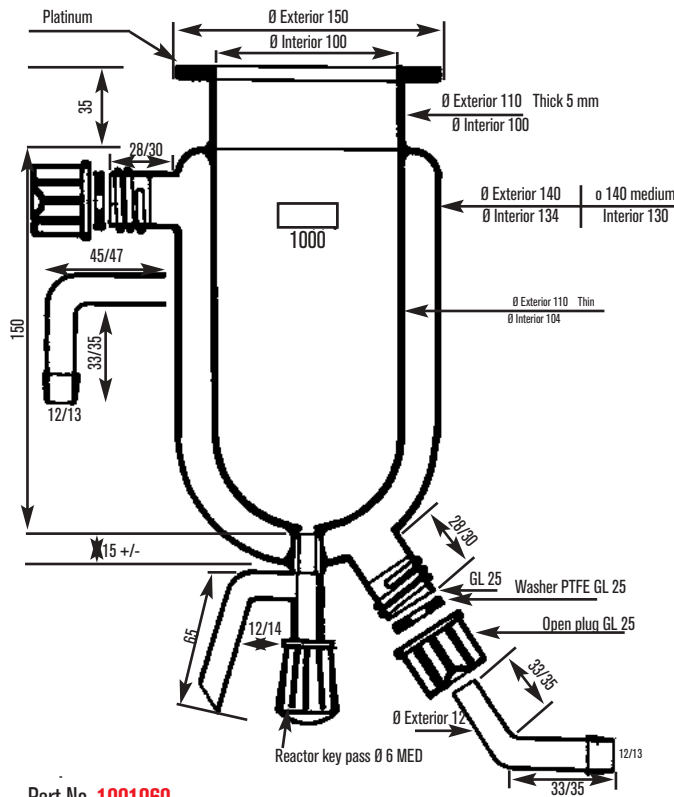
Aisi 304 - 316 - 316 L : Cylindrical and thermostatic with or without release valve. With temperature control accessories, PH, oxygen, turbidity, etc.

Fixed and variable stirring systems of different powers according to viscosity and density, combined with stirring elements, dispersers and emulsifiers micronizers and helical.
REQUEST INFORMATION.



Parts and assembly of reactors. Ø 100 UK

NEW



- Reactor 0,5 liters. Part No. **1001960**
- Reactor 1 liters. Part No. **1001880**
- Reactor 2 liters. Part No. **1001879**
- Reactor 10 liters. Part No. **1001961**

Reactor cover 5 mouths. Part No. **1001790**
Reactor cover 5 mouths. Part No. **1001892** With SAV thread.



Reactor for pilot plant “RE-605” and “RE-620”

CAPACITY UP TO 20 LITRES
FOR ATMOSPHERIC PRESSURE OR VACUUM

NEW

APPLICATIONS

This equipment is designed for reflux and distillation operations with a stirring element, for all laboratory's pilot plant operations and small productions.

FEATURES

Reactor module built-in, base made of glazed steel in epoxy and tubular structure in stainless steel AISI 304, equipped with an engine group stirring and a reaction jacketed borosilicate glass 3.3 with graduation to temper, for a volume of 4-20 liters in “RE-620” model and 1-5 liters in “RE-605” model.

Stirring anchor blade and elements in contact with the liquid or reaction steam, composed of borosilicate glass and PTFE.

Addition and reflux models.

Optional:

- Configurations for distillation can be supplied.
- Amber glass finish.
- Voltage 110V / 60 Hz.

CONTROL PANEL

Main switch ON / OFF.

Regulator knob for stirring speed from 0 to 500 rpm.

Temperature and RPM digital indicator

MODELS

Part No.	Total dimensions Height / Width / Depth	Reactor capacity	Operating temperature	Power W	Weight Kg
1001710	130 70 35	5	-50 °C to 200 °C	90	10
1001711	180 62 50	20	-50 °C to 200 °C	250	68



“RE-605” model
5 litres.



“RE-620” model
20 litres.



Model “RE-620”
20 litres.

ACCESORIES

pH analyser temperature from -10°C up to 140°C.

3.5" color touch screen. 8 digital inputs, 2 configurable analog and 6 relay outputs for signaling and control. Communications: 485 for ARC sensor network. IP-65 box. RS-232 output for connection to a computer. Possibility of performing PID control loops. GSM, RED, TCP / IP modem connections, Probes: O₂, CON, VCD and Redox.

Part number **4120824** (For measurement and reading only).

Part number **4120823** (For measurement, reading and control).

HT glass sensor pH 0-14 + T° -10 at 100 °C. Part number **4120801**

ARC HT sensor pH 0-14 + T° -10 at 140 °C. Part number **4120822**

Glass sensor adapter for R-605. Part number **4120802**

Glass sensor adapter for R-620. Part number **4120803**

Digital thermometer “TC-9226-A”


Temperature range: -200 °C. to 1370 °C.

Part No. **5903030**

See page. 294

PTFE expansion/contraction **bellows** for coupling between mouth and coolant Part No. **1002932**

Stirring rod in the shape of a helix, Ø 9.5 mm in PTFE. and shovel in PTFE (length 65 x width shovel 7 cm). Part No. **1001789**



COMMON COMPLEMENTS

Silicone oil 4 liters. Temperature up to 300°C. Viscosity 50 mm²/s at 25 °C. Melting point 318 ° C. Part No. **1000027**

Peristaltic dosing pump “Peristaltic PR-2003.”

For PH stabilisation (acid-base). Also applicable to dosages in process.

Features: See page. 47. Part No. **4129050**

Recirculation cryothermostat “CC-505”.

For adjustable temperatures from -50 °C. to 200 °C.

Part No. **5910062**

FOR REACTOR R-605

Recirculation thermostat “Ultraterm-TFT-200”.

For adjustable temperatures from ambient +5 °C. to 200 °C.

Part No. **3000545** See page. 101.

Recirculation cryothermostat “Frigiterm-TFT-30”.

For adjustable temperatures from -30 °C. to 100 °C.

Part No. **3000547** See page. 101.

FOR REACTOR R-620

High power recirculation thermostat “Interheater”

For adjustable temperatures from ambient +5 °C. up to 90 °C.

Part No. **6001491** See page. 105.

Water refrigerador and recirculator “Unichiller 015”

For temperatures from -20°C to +40 °C.

Part No. **5910049**



Reactor for pilot plant “RE-650” and “RE-6100”

**CAPACITY: 50 AND 100 LITERS
FOR ATMOSPHERIC PRESSURE OR VACUUM**

NEW

APPLICATIONS

This equipment is designed for reflux and distillation operations with a stirring element, for all laboratory's pilot plant operations small and medium productions.

FEATURES

Reactor module built-in, made of glazed steel in epoxy and structure in stainless steel AISI 304, composed of an engine group stirring and a reaction borosilicate glass 3.3 with graduation and dual Camera to temper, for a volume of 10-50 liters in “RE-650” model and 20-100 liters in “RE-6100” model.

Stirring anchor blade and elements in contact with the liquid or reaction steam, composed of borosilicate glass and PTFE.

Optional:

- Configurations for distillation can be supplied.
- Amber glass finish.
- Voltage 110V / 60 Hz.

CONTROL PANEL

Main switch ON / OFF.

Regulator knob for stirring speed from 0 to 500 rpm.

Temperature and RPM digital indicator.

MODELS

Part No.	Total dimensions Height / Width / Depth	Reactor capacity	Operating temperature	Power W	Weight Kg
1001840	268 68 68	50	-50 °C to 200 °C	300	82
1001841	268 68 68	100	-50 °C to 200 °C	500	119

SPECIAL STIRRING MODELS

Main switch ON / OFF.

Control by variable frequency drive 200-240 VAC (II-III) filter EMC-IP55 and IP66.

Part No.	Working conditions	RPM	Power W	Voltage V
7000386	Atmospheric pressure	0-1450	650	230-400 III 50Hz IP55
7000387	Vacuum pump	0-1450	650	230-400 III 50Hz IP55

ACCESORIES

pH analyser temperature from -10°C up to 140°C.

3.5" color touch screen. 8 digital inputs, 2 configurable analog and 6 relay outputs for signaling and control. Communications: 485 for ARC sensor network. IP-65 box. RS-232 output for connection to a computer. Possibility of performing PID control loops. GSM, RED, TCP / IP modem connections. Probes: O₂, CON, VCD and Redox.

Part number **4120824** (For measurement and reading only).


Part number **4120823** (For measurement, reading and control).

HT glass sensor pH 0-14 + T° -10 at 100 °C. Part number **4120801**

ARC HT sensor pH 0-14 + T° -10 at 140 °C. Part number **4120822**

Glass sensor adapter for R-605. Part number **4120802**

Glass sensor adapter for R-620. Part number **4120803**



Digital thermometer “TC-9226-A”

Temperature range: -200 °C. to 1370 °C.

Part No. **5903030**

See page. 294



Model “RE-6100”
100 liters.

COMMON COMPLEMENTS

Silicone oil 4 liters. Temperature up to 300°C. Viscosity 50 mm²/s at 25 °C. Melting point 318 °C. Part No. **1000027**

Peristaltic dosing pump “Peristaltic PR-2003.”

For PH stabilisation (acid-base).

Also applicable to dosages in process.

Features: See page. 47. Part No. **4129050**

Recirculation cryothermostat “CC-505”.

For adjustable temperatures from -50 °C. to 200 °C.

Part No. **5910062**

FOR REACTOR R-605:

Recirculation thermostat “Ultraterm-TFT-200”.

For adjustable temperatures from ambient +5 °C. to 200 °C.

Part No. **3000545** See page. 101.

Recirculation cryothermostat “Frigiterm-TFT-30”.

For adjustable temperatures from -30 °C. to 100 °C.

Part No. **3000547** See page. 101.

FOR REACTOR R-620:

High power recirculation thermostat “Interheater”

For adjustable temperatures from ambient +5 °C. up to 90 °C.

Part No. **6001491** See page. 105.

Water refrigerador and recirculator “Unichiller 015”

For temperatures from -20°C to +40 °C.

Part No. **5910049**



Complete molecular distillation "DM-2"

WITH HEATING AND COOLING SYSTEM

NUEVO



APPLICATIONS

Cannabinoids separation.
 Thermal separation of chemical compounds sensitive to heat. Organic synthetic material purification.
 Effective components separation for biological extraction solution. Recycling of industrial waste.
 Elimination of toxic substances in the food industry. Decolouration of organic compounds and elimination of unusual smell.

FEATURES

Low operating pressures
 Short residence time.
 High evaporation rates.
 Under incrustation in the evaporator's wall.
 Magnetic sealed bearing without grease, valves and joints.
 Perfect for heat-sensitive materials.
 Operating temperature: up to 200/300°C.
 Cold operating temperature: -30 °C.
 Electric requirement: 220V / 50-60Hz.
 Engine power: 120 W.

STANDARD EQUIPMENT

1. Jacketed feeding flask with manual feed valve.
2. Stirrer magnetic driving.
3. Glass tank lined with internal condenser.
4. Siphon of dry and cold ice.
5. Heating circulator for jacketed feed container.
6. Heating circulator for coated glass tank. (-30°C.)
7. Heating/ cooling circulator for internal condenser (< 5 pa.)
8. Vacuum pump.
9. Control system.
10. Reception flasks (distilled and residual).

MODELS

Part No.	Barrel diameter liters	Feeding alimentación (g / hr)	Final Yield liters	Max speed rpm	Supply Voltage	Distillate receiver bottle	Waste receiving the flask	Effective Area
1001962	100	750-1500	3-8	0 a 500	220v/50-60 Hz	2	2	0.15
1001963	150	1500-3000	6-15	0 a 500	220v/50-60 Hz	3	3	0.24

On demand, equipment with other productions / performances is supplied.



Recirculation thermostat “Ultraterm-TFT-200”

ADJUSTABLE TEMPERATURES
FROM AMBIENT+5 °C TO 200 °C.

NEW
DESIGN

REGULATION
SYSTEM
B

RS232

USB

SAFETY:
STANDARD DIN 12876. SAFETY OVER TEMPERATURE
THERMOSTAT WITH ADJUSTABLE MANUAL RESET
LOW LIQUID LEVEL SENSOR PROTECTION.

FEATURES

Maximum working volume to maintain maximum temperature: 8 litres.
AISI 304 stainless steel top and lid with an inner tank of AISI 304 stainless steel.
Complete with a pump for internal and external liquid circulation with inlet and outlet connectors. A cooling coil to maintain ambient temperatures using tap water is also provided.

A RS-232 interface for print out or computer control comes as standard.

A drain tap is also fitted.



MODEL

Part No.	Capacity litres	Control range °C	Stability °C	Height / Width / Depth (usable) cm	Height / Width / Depth (exterior) cm	Pump Pressure / Flowrate H ₂ O	Power W	Weight Kg
3000554	8	From amb. +5 to 200 °C	±0.1	15 20 14	36 28 36	150 mbar-12 l/min	2060	9.5



Refrigerated recirculation baths “Frigiterm-TFT-10-S” and “Frigiterm-TFT-30-S”

ADJUSTABLE TEMPERATURE FROM -10 °C TO 100 °C. STABILITY: 0 °C TO 100 °C, ±0,1 °C / -10 °C, ±0.1 °C.
ADJUSTABLE TEMPERATURE FROM -30 °C TO 100 °C. STABILITY: 0 °C TO 100 °C, ±0,1 °C / -30 °C, ±0.2 °C.
SET ERROR : ±1 °C. RESOLUTION: 0.1 °C.

NEW
DESIGN

REGULATION
SYSTEM
B

SANS
CFC • SIN CFC • CFC FREE

RS232

USB

SAFETY:
STANDARD DIN 12876. SAFETY OVER TEMPERATURE
THERMOSTAT WITH ADJUSTABLE MANUAL RESET.
LOW LIQUID LEVEL SENSOR PROTECTION.

FEATURES

Maximum working volume to maintain maximum temperature: 8 litres.
AISI 304 stainless steel top and lid with an inner tank of AISI 304 stainless steel.
Complete with a pump for internal and external liquid circulation with inlet and outlet connectors. A drain tap is placed at the side of the unit.

A hermetically sealed compressor is mounted on anti-vibration mounts.

A RS-232 interface for connection to a printer or computer.



MODELS

	Part No.	Capacity litres	Control range °C	Height / Width / Depth (usable) cm	Height / Width / Depth (exterior) cm	Pump Pressure / Flowrate H ₂ O	Power W	Compressor power H.P.	Weight Kg
FRIGITERM-10-S	3000552	8	-10 + 100	12 20 14	66 36 46	150 mbar-12 l/min	1150	1/8	28
FRIGITERM-30-S	3000553	8	-30 + 100	12 20 14	66 36 46	150 mbar-12 l/min	1460	3/8	30

Quantitative filter papers

ASH CONTENT LESS THAN 0.01%. CRITICAL GRAVIMETRIES AND ANALYSIS

Filtration	Basis weight g/m ²	Thickness mm	Ashes %	Type	Units box
Fast	97	0,200	< 0,01	Flat	100
Medium	97	0,200	< 0,01	Flat	100
Slow	97	0,170	< 0,01	Flat	100

Fast: Ø 70: 5301070. Ø 90: 5301090. Ø 110: 5301110. Ø 125: 5301125. Ø 150: 5301150. Ø 180: 5301180.

Medium: Ø 70: 5302070. Ø 90: 5302090. Ø 110: 5302110. Ø 125: 5302125. Ø 150: 5302150. Ø 180: 5302180.

Slow: Ø 70: 5303070. Ø 90: 5303090. Ø 110: 5303110. Ø 125: 5303125. Ø 150: 5303150. Ø 180: 5303180.



General use qualitative filter papers

FILTRATIONS FOR ROUTINE ANALYSIS IN ALL KINDS OF LABORATORIES

Filtration	Basis weight g/m ²	Thickness mm	Ashes %	Type	Units box
Fast	80	0,300	< 0,11	Plano	100
Medium	80	0,150	< 0,11	Plano	100
Slow	80	0,200	< 0,11	Plano	100

Fast: Ø 70: 5304070. Ø 90: 5304090. Ø 110: 5304110. Ø 125: 5304125. Ø 150: 5304150. Ø 180: 5304180.

Medium: Ø 70: 5305070. Ø 90: 5305090. Ø 110: 5305110. Ø 125: 5305125. Ø 150: 5305150. Ø 180: 5305180.

Slow: Ø 70: 5306070. Ø 90: 5306090. Ø 110: 5306110. Ø 125: 5306125. Ø 150: 5306150. Ø 180: 5306180.



Filter paper reams

PROTECTION AND ABSORPTION IN WORKBENCHES IN ALL KIND OF LABORATORIES

Grade	Basis weight g/m ²	Thickness mm	Absorption speed* mm/10 min	Moisture resistance kN/m	Units box
1305	73	0.170	75/70	0.290/0.260	500
1510	60	0.130	60/55	0.280/0.230	500

1305: 42 x 52 (cm): 5130502. 32 x 42: 5130501.

1510: 42 x 52(cm): 5151002. 32 x 42: 5151001.



Absorbent paper with polyethylene

PROTECTION AND ABSORPTION THANKS TO ITS DOUBLE LAYER: ONE OF ABSORBENT PAPER AND THE OTHER OF WATERPROOF POLYETHYLENE

Grade	Basis weight g/m ²	Thickness mm	Area absorption g water/m ²
1505	125	0.250	240

1505: 42 x 52 (cm): 5150502. 32 x 42: 5150501. 50 (cm) Width x 50 (meters): 5150503





Glass microfiber filters without binders

RECOMMENDED IN AIR AND WATER ANALYSIS ACCORDING TO INTERNATIONAL STANDARDS

Grade	Retention μm	Basis weight g/m^2	Thickness mm	Retention DOP %	Binders	Units Box
MFV1	1.6	52	0,26	99.998	No	100
MFV3	1.2	52	0,26	99.998	No	100

MFV1: mm \emptyset 47: 5291047. \emptyset 70: 5291070. \emptyset 90: 5291090. \emptyset 110: 5291110. \emptyset 125: 5291125. \emptyset 150: 5291150.

MFV3: mm \emptyset 47: 5293047. \emptyset 70: 5293070. \emptyset 90: 5293090. \emptyset 110: 5293110. \emptyset 125: 5293125. \emptyset 150: 5293150.



Cellulose extraction cartridges

NOBLE CELLULOSES AND COTTON LINERS TOTALLY FREE FROM IMPURITIES.

FOR REMOVING PAINTINGS, ANIMAL FAT, COSMETICS, VARNISHES, LACQUERS, OIL SEEDS, RESINS AND WOOD FATS, ETC... WALL THICKNESS: BETWEEN 1 AND 2 MM. UNITS PER BOX: 25

Part No.	Interior Dimensions mm \emptyset / L	Part No.	Interior Dimensions mm \emptyset / L	Part No.	Interior Dimensions mm \emptyset / L
5297001	19 x 90	5297005	28 x 100	5297009	33 x 94
5297002	22 x 80	5297006	30 x 80	5297010	33 x 100
5297003	22 x 100	5297007	30 x 100	5297011	35 x 100
5297004	25 x 100	5297008	33 x 80	5297012	43 x 123



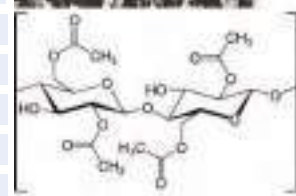

Cellulose Acetate Membrane Filters

LOW PROTEIN ABSORPTION FOR FILTERING DIFFERENT SAMPLES: BIOLOGICAL, AQUEOUS, ALCOHOLS, OILS AND HIDROCARBONS. AVAILABLE IN PORES FROM 0.22 UP TO 5 μm AND IN DIAMETERS FROM 13 UP TO 293 MM.

AVAILABLE ON DEMAND IN \emptyset 13 - 25 - 142 Y 293 MM.

PH COMPATIBILITY: 4-8.

Part No.	Membrane Material	Diameter mm	Pore μm	Colour	Surface	Format	Units x box
5297013	Cellulose acetate	47	0.22	White	Flat	Non-Sterile	100
5297014	Cellulose acetate	47	0.45	White	Flat	Non-Sterile	100
5297015	Cellulose acetate	47	0.8	White	Flat	Non-Sterile	100
5297016	Cellulose acetate	47	3.0	White	Flat	Non-Sterile	100
5297017	Cellulose acetate	47	5.0	White	Flat	Non-Sterile	100
5297018	Cellulose acetate	90	0.22	White	Flat	Non-Sterile	100
5297019	Cellulose acetate	90	0.45	White	Flat	Non-Sterile	100
5297020	Cellulose acetate	90	0.8	White	Flat	Non-Sterile	100
5297021	Cellulose acetate	90	3.0	White	Flat	Non-Sterile	100
5297022	Cellulose acetate	90	5.0	White	Flat	Non-Sterile	100



Glass filtration equipment

TECHNICAL SPECIFICATIONS

Materials:

100% borosilicate glass 3.3 except aluminium clamps.

Capacities:

Funnel 300 ml. Filtration flasks 1000 ml.

Plate porosity: Grade 2/3

Sterilization: Autoclave (max. 134°C), dry heat (max. 180°C).

Diameter filters: 47 mm

Output connections to vacuum: Tube 8 - 10 mm. diameter.

Complete equipment. Part No. 5297023



Vacuum pumps. See page 48 and 49.



AQUISEL

MEDICAL DEVICES
PRODUCTOS SANITARIOS

MEDICAL DEVICES MANUFACTURER FOR DISPOSABLE IN VITRO DIAGNOSTIC. SINGLE USE.
FABRICANTE DE PRODUCTOS SANITARIOS PARA DIAGNÓSTICO IN VITRO. UN SOLO USO.



Eliminate unnecessary risks with the AQUISEL Valve-Stopper system.
Evite riesgos innecesarios con el sistema Tapón-Válvula AQUISEL.

Container with AQUISEL Valve-Stopper.
Contenedor con Tapón-Válvula AQUISEL.



ICO-0011-0/02-2009

Fixation and concentration of faecal parasites "Aquisfek-2"
Fijación y concentración de parásitos fecales "Aquisfek-2"



Pipettes for E.S.R. with zero levelling and automatic closure system for conventional tubes or AQUISEL Valve-Stopper.

Pipetas VSG de enrase a cero. Con émbolo de presión para tubos convencionales o con Tapón-Válvula AQUISEL.

EN-ISO-9001 QUALITY MANAGEMENT SYSTEMS / EN-ISO-13485 MEDICAL DEVICES
EN-ISO-9001 SISTEMAS DE GESTIÓN DE LA CALIDAD / EN-ISO-13485 PRODUCTOS SANITARIOS





® **AQUISEL VALVE-STOPPER**

System available for sample manipulation without the need of uncorking the tube, maintaining it hermetically sealed and avoiding the risk of contamination.

TAPÓN- VÁLVULA AQUISEL

Sistema que permite su manipulación sin necesidad de destaponar, permaneciendo hermético y evitando el riesgo de contaminación.

The AQUISEL system consist of a tube, valve-stopper and an appropriate reagent for specific use.

The AQUISEL tube is made of a high resistance transparent polypropylene. The valve-stopper is an elastic material and **has a special cross-cut design which allows an automatic recover to its initial closed position, after insertion or extraction of the sample.**

The tube's reagent contents is offered through different possibilities identified by stopper colour in accordance with International Standards.

It can be used by most of the current analytical procedures, even if they are manual, semi-automatic or automatic procedures.

El sistema AQUISEL se compone de tubo, tapón-válvula y del reactivo apropiado para su uso específico.

El tubo del sistema AQUISEL está fabricado en polipropileno de alta resistencia y transparencia. El tapón-válvula es de material elástico y **posee unos cortes que por su diseño especial recuperan automáticamente su hermeticidad, después de la introducción o extracción de la muestra.**

Su contenido en reactivo ofrece diferentes posibilidades que se distinguen por el color del tapón según Normas Internacionales.

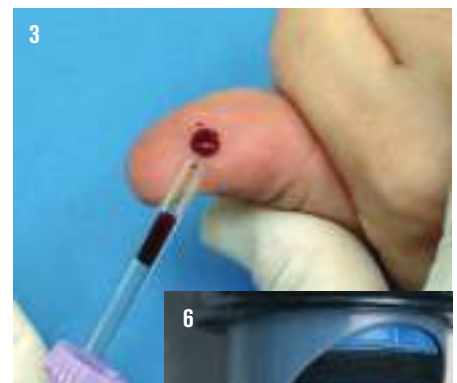
Puede ser utilizado con la mayoría de los procedimientos analíticos actuales, ya sean manuales, semiautomáticos o automáticos.

USE AND APPLICATIONS

1. Inserting (blood) samples with syringe (without needle).
2. Extraction and dosage with semi-automatic pipette.
3. Capillary blood extraction.
4. Capillary filling for microhematocrite.
5. Automatic sampling for haematology in primary tubes.
6. Sample road transport.
7. Centrifuge heads adaptable.

USO Y APLICACIONES

1. Introducción de muestra con jeringuilla (sin aguja).
2. Extracción y dosificación con pipeta semiautomática.
3. Recogida de sangre capilar.
4. Llenado de capilar para microhematocrito.
5. Toma de muestras automática para hematología en tubos primarios.
6. Transporte neumático de muestras.
7. Adaptable a cabezales de centrifuga.





Tubes with AQUISEL Valve-Stopper **Tubos con Tapón-Válvula AQUISEL**



There are different size and volume tubes with additives: anticoagulant, antiglycolitics, clotting accelerators or empty tubes.


Diferentes formatos y volúmenes de tubos con aditivos: anticoagulantes, antiglicólicos, aceleradores de la coagulación o vacíos.



Tubes for small blood volume, size 12x55 **Tubos para pequeños volúmenes de sangre de 12x55.**

Suitable for paediatrics or small sample volumes.

Indicados para pediatría, o para pequeños volúmenes de muestra.



Product presentation **Presentación del producto**

The tubes are presented in polystyrene racks of 100 units. Every 50 units are covered with a transparent lid for protection.

Los tubos van colocados en gradillas de poliestireno de 100 unidades. Cada 50 unidades se cubren con una tapa transparente de protección.



Accessory: CAP-GALET **Accesorio: CAP-GALET**

Funnel shaped adapter designed to allow blood collection inside the tube, extracted by capillary puncture.

It also allows the AQUISEL valve cap system to be kept open when an inner manipulation is required without having to be unblocked.

Once the CAP GALET has been extracted, the tube remains closed again for its conservation or disposal.

Adaptador en forma de embudo diseñado para permitir la recogida de sangre al interior del tubo, extraída mediante punción capilar.

También permite mantener abierto el sistema de tapón válvula AQUISEL del tubo, cuando se requiere una manipulación del interior sin necesidad de ser destaponado. Una vez extraído el CAP GALET, el tubo permanece de nuevo cerrado para su conservación o desecho.



NEW



Tubes for pediatrics and for low blood volumes (up to 1 ml)

Tube dimensions: 11x40 (ØxL)

Upper ring that allows to enter a 13x75 tube to be centrifuged.

Tubos para pediatría y para bajos volúmenes de sangre (hasta 1 ml)

Dimensiones de los tubos : 11x40 (ØxL)

Anillo superior que permite introducirse en un tubo de 13x75 para ser centrifugado.

General content of tubes / color: Contenido general de los tubos / color:



EDTA 3K & EDTA 2K / Mauve
EDTA 3K y EDTA 2K / Malva



Citrate 3Na / Blue
Citrato 3Na / Azul



Li Heparin & Li Heparin + gel / Green
Heparina Litio y Heparina Litio + gel / Verde



Empty / White
Vacíos / blanco



Clotting activator / Red
Activador coagulación / rojo

Accessory: CAPILLARY

Accesorio: CAPILAR

Accessory that together with the AQUISEL tubes for low blood volumes, allows the collection of blood extracted by capillary extraction directly into the tube. The capillary effect facilitates collection of blood drop by drop. Once the capillary is removed, the tube is closed again thanks to its valve-stopper.

Accesorio que junto con los tubos AQUISEL para bajos volúmenes de sangre, permite recoger directamente al tubo la sangre extraída mediante extracción capilar. El efecto de capilaridad facilita la recogida de la sangre gota a gota. Una vez extraído el capilar el tubo de nuevo permanece cerrado gracias a su tapón válvula.



Accessory: MINI-GALET

Accesorio: MINI-GALET

Funnel-shaped accessory that, together with AQUISEL® tubes for low blood volumes, allows the collection of blood extracted by capillary extraction directly into the tube. Once the Mini Galet is removed, the new tube remains closed thanks to its valve-stopper.

Accesorio con forma de embudo que junto con los tubos AQUISEL para bajos volúmenes de sangre, permite recoger directamente al tubo la sangre extraída mediante extracción capilar. Una vez extraído el Mini Galet el tubo de nuevo permanece cerrado gracias a su tapón válvula.





NEW

AQUISEL TUBES WITH VALVE-STOPPERS - TUBOS AQUISEL CON TAPÓN-VÁLVULA

Uts/Box Uds/caja		600 (6x100)		800 (8x100)		1000 (10x100)		800 (8x100)		800 (8x100)		1000 (10x100)		1000 (10x100)		1000 (10x100)				
Size (Ø x L) Tamaño (Ø x L)		16X100		16X75		16X55 Flat bottom Con faldón		13X80		12X70		12x55		11X40 Conical Cónico		11X40 Flat bottom Con faldón				
Content /Contenido		Stopper / Tapón		Ref	ml	Ref	ml	Ref	ml	Ref	ml	Ref	ml	Ref	ml	Ref	ml			
K2E / EDTA 2K		Maive Malva														1501028	0,25 -0,5			
K3E / EDTA 3K		Maive Malva				1501103	4	1581104	4	1581105	3	1501106	2			1501118	1			
						1501113	2	1581114	2,5			1501116	1			1501128	0,25 -0,5			
						1501123 (1)	4	1581124 (1)	4			1501126	0,5							
						1501133 (1)	2	1581134 (1)	2,5			1501136	0,25							
								1681154 (2)	3											
4NC / CITRATE 3Na 0,109M (1:4 - ESR/VSG)		Black Negro				1501223	2	1581209 (3)	1	1581205	1,2	1501206	1							
9NC / CITRATE 3Na 0,109M (1:9-Clotting factors)		Light blue Azul claro						1581304	4	1581305	2	1501306	1			1501308	1			
										1501326	0,5					1501328	0,5			
LH / Li HEPARIN		Green Verde		1561401	10			1581404	4	1581405	2	1501406	1			1501408	1			
LH / Li HEPARIN + SEPARATOR GEL		Green Verde										1501416	1			1501418	0,8			
IODOACETATE Li + GRANULES ACTIVATOR		Grey Gris		1561521	8			1581524	4	1581525	2									
FX / FLUORIDE Na + OXALATE K		Grey Gris						1581704	4	1581705	2	1501706	1			1501708	0,5			
Z / VACIO - EMPTY		White Blanco		1561961	10	1581962	7	1501963	5	1581964	5	1581965	3	1501966	2	1501967	1,5	1501968	1	
Z / VACIO EMPTY WITH LABEL - CON ETIQUETA		White Blanco																1501998	1	
Z / VACIO EMPTY FOR SERUM - PARA SUERO		White Blanco		1561971	10			1581974	5	1581975	3	1501976	2					1501978	1	
Z / SEPARATOR GEL FOR SERUM Z / GEL SEPARADOR PARA SUERO		White Blanco		1561981	9			1581984	4			1501986	1,5					1501988	0,8	
Z / PS GRANULES FOR SERUM Z / GRANULOS PS PARA SUERO		White Blanco		1561951	9	1581952	6	1581954	4			1501956	1,5							
CAT / CLOT ACTIVATOR FOR SERUM CAT / ACTIVADOR COAGULACIÓN PARA SUERO		Red Rojo										1501806	2					1501808	0,5 -1	
CAT / CLOT ACTIVATOR + SEPARATOR GEL FOR SERUM CAT / ACTIVADOR COAGULACION + GEL SEPARADOR PARA SUERO				1561811	9			1581814	4			1501816	1,5						1501818	0,5 -0,8
CAT / CLOT ACTIVATOR PS GRANULES FOR SERUM CAT / ACTIVADOR COAGULACIÓN GRANULOS PS PARA SUERO				1561941	9	1581942	6	1581944	4	1581945	3	1501946	1,5							

(1). Small cut plug. (2). Uncut plug (no valve). (3). Pipette special tube P-3. (4). Pipette special tube P-4 micro.

(1). Tapón corte pequeño. (2). Tapón sin cortar (no válvula). (3). Tubo especial pipeta P-3. (4). Tubo especial pipeta P-4 micro.

Accessories

Accesorios

CAP-GALET for 12 to 16 mm Ø tubes.

CAP-GALET para tubos de 12 a 16 mm Ø.

Code 1650000. Supplied in bags of 500 units.

Código 1650000. Se suministra en bolsas de 500 unidades.



13x75 CARRIER TUBE for 11 mm Ø tubes.

TUBO CARRIER de 13x75 para tubos de 11mm Ø.

Code 1500100. Supplied in bags of 100 units.

Código 1500100. Se suministra en bolsas de 100 unidades.



MINI-GALET for 11 mm Ø tubes.

MINI-GALET para tubos de 11mm Ø.

Code 1650050. Supplied in bags of 500 units.

Código 1650050. Se suministra en bolsas de 500 unidades.



Blood extraction Blood-Gas/Capillary.

CAPILARES para extracción de sangre.

Code 1650100 empty 1,6x2,3x75 mm

Code 1650200 with EDTA 1,6x2,3x75 mm

Code 1650300 with Li HEP. 1,6x2,3x75 mm

Código 1650100 vacío 1,6x2,3x75 mm

Código 1650200 con EDTA 1,6x2,3x75 mm

Código 1650300 con Li HEP. 1,6x2,3x75 mm



GALET for urine container.

GALET para contenedor de orina.

Code 1600230. Supplied in bags of 500 units.

Código 1600230. Se suministra en bolsas de 500 unidades.





AQUISEL PIPETTE


PIPETTES FOR ERYTHROCYTE SEDIMENTATION READ E.S.R. WESTERGREN METHOD.

Pipettes made in polystyrene with similar properties as glass ones. The ZERO-CLOSURE system allows the pipette filling, preventing that the blood exceeds the zero point and also avoiding total or partial loss. Automatic sealing makes it a disposable product.

PIPETA AQUISEL

PIPETAS PARA LA DETERMINACIÓN DE LA VELOCIDAD DE SEDIMENTACIÓN GLOBULAR V.S.G. MÉTODO WESTERGREN.

Pipetas fabricadas en poliestireno con un comportamiento equivalente al vidrio. El sistema de CIERRE-CERO permite el llenado de la pipeta impidiendo que la sangre supere el punto cero y evitando el vaciado total o parcial. Al quedar automáticamente sellado se convierte en un artículo de un solo uso.



AQUISEL P-2

AQUISEL Pipette A-2 without rubber.
For any kind of tube use, even with AQUISEL or with a conventional stopper.
Suitable for mechanical or manual aspiration.

Pipeta AQUISEL A-2 sin émbolo.
Para cualquier tipo de tubo, con tapon AQUISEL o convencional.
Llenado por aspiración mecánica o manual.



AQUISEL Pipette P-2 with rubber.
For 75x13 tubes with AQUISEL or with a conventional stopper.
Pipette filling by pressure till the bottom of the tube.

Pipeta AQUISEL P-2 con émbolo.
Para tubos de 75x13 con tapon AQUISEL o convencional.
Llenado de la pipeta por presión hasta el fondo del tubo.



AQUISEL Pipette P-3 and P-4 MICRO systems
Set of AQUISEL pipettes and tubes. Tubes come with the valve-stopper which allows the pipette insertion without the need of uncorking. Pipette filling by pressure.

Sistemas Pipeta AQUISEL P-3 y P-4 MICRO
Conjuntos formados por pipetas y tubos AQUISEL. Los tubos llevan incorporado el TAPÓN-VALVULA lo que permite la introducción de la pipeta sin necesidad de destaponar. Llenado por presión.



PRODUCT PRESENTATION PRESENTACIÓN DEL PRODUCTO



AQUISEL Pipettes A-2
Expanded polystyrene packaging of 500 units.



AQUISEL Pipettes P-2
200 units cardboard package. Supplied in 800 units boxes.



Set P-3. AQUISEL Pipette and tube

200 units cardboard package and 100 tubes rack made of expanded polystyrene, supplied in 600 sets boxes.



Set P-4 Micro. AQUISEL Pipette and tube

100 pipettes cardboard package and 100 tubes rack made of expanded polystyrene, supplied in 400 sets box.

Pipetas AQUISEL A-2

Envase de P.S. expandido. De 500 pipetas de capacidad.

Pipetas AQUISEL P-2

Envase de cartón de 200 unidades. Se suministran en cajas de 800 unidades.

Conjunto P-3. Pipeta con tubo AQUISEL

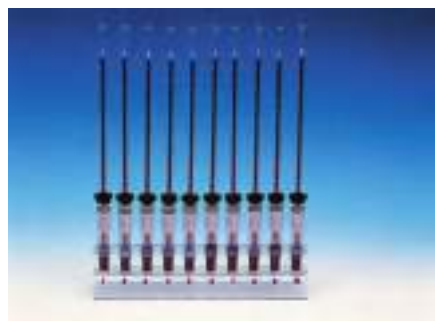
Envase de cartón de 200 pipetas y de P.S. expandido de 100 tubos. Se suministra en cajas de 600 conjuntos.

Conjunto P-4 Micro. Pipeta con tubo AQUISEL

Envase de cartón de 100 pipetas y de P.S. expandido de 100 tubos. Se suministra en cajas de 400 conjuntos.

MODEL MODELO	CODE CÓDIGO	UNITS / BOX N° UNIDADES CAJA	BOX WEIGHT Kg PESO CAJA Kg	BOX DIMENSIONS cm - MEDIDAS CAJA cm		
				Width Ancho	Depth Fondo	Height Alto
A-2	1750224	500	1,5	27	14	11
P-2	1780225	800	4	55	27	26
Set P-3	1760200	600 pipettes + 600 tubes	6	47	43	26
Set P-4 Micro	1740100	400 pipettes + 400 tubes	3,6	20	40	37

COMPLEMENTS - COMPLEMENTOS



Methacrylate rack

10 place rack. For P-3 / P-4 set.

Code

1770003 For tube Ø 13 mm - set P-3

1770004 For tube Ø 12 mm - set P-4 Micro



Metallic Westergren stand

10 place autoclavable stand.

For any kind of AQUISEL pipettes with Ø 13 mm tubes and A-2 pipettes with Ø 16 mm tubes.

Easy and functional system that allows the total set disposal.

Code

1770001 For Ø 13 mm tubes

1770002 For Ø 16 mm tubes

Loose tubes for pipettes:

1581209 for AQUISEL P-3 (800 units/box)

1501226 for AQUISEL P-4 Micro (1000 units/box)



Soporte Westergren metálico

10 plazas numeradas. Autoclavable.

Para todo tipo de pipetas AQUISEL con tubos de Ø 13 mm y para pipetas A-2 con tubos de Ø 16 mm.

Sistema simple y funcional que permite el vertido total del conjunto.

Código

1770001 Para tubo Ø 13 mm

1770002 Para tubo Ø 16 mm

Tubos sueltos para pipetas:

1581209 para AQUISEL P-3 (800 uds/caja)

1501226 para AQUISEL P-4 Micro (1000 uds/caja)

Gradilla en metacrilato

10 plazas numeradas. Para conjunto P-3 / P-4.

Código

1770003 Para tubo Ø 13 mm - conjunto P-3

1770004 Para tubo Ø 12 mm - conjunto P-4 Micro

BOROSILICATE PIPETTE

FOR THE DETERMINATION OF THE GLOBULAR SEDIMENTATION SPEED VSG

Westergren model. Pipette manufactured in sterilizable borosilicate graduated from 0 to 20 cm.

PIPETA EN BOROSILICATO

PARA LA DETERMINACIÓN DE LA VELOCIDAD DE SEDIMENTACIÓN GLOBULAR VSG

Modelo Westergren. Pipeta fabricada en borosilicato esterilizable graduada de 0 a 20 cm.

CODE CÓDIGO	Ø interior mm Ø Interior mm	Ø Exterior mm Exterior Ø mm	Large mm Largo mm
1001943	3	7	300

NEW



AQUISEL URINE CONTAINER

CONTAINER FOR URINE SAMPLES COLLECTION WITH AQUISEL VALVE-STOPPER.
The AQUISEL VALVE-STOPPER allows the urine manipulation without uncorking, eliminating the contamination risks, samples loss, spillage, odours, etc.
All the AQUISEL urine container presentations will be supplied with the GALET accessory, which makes easy the sample dosage to a tube for sedimentation analysis, or the urine test strip insertion.

CONTENEDOR PARA ORINA AQUISEL

CONTENEDOR PARA LA RECOGIDA DE MUESTRAS DE ORINA CON TAPÓN-VÁLVULA AQUISEL.
El TAPÓN-VÁLVULA AQUISEL permite la manipulación de la orina sin destaponar. Evita los riesgos de contaminación, pérdidas de muestra, derrames, malos olores, etc.
Todas las presentaciones del contenedor de orina AQUISEL incorporan el accesorio GALET que facilita la dosificación de la muestra a un tubo para el análisis de sedimentación, o la introducción de la tira reactiva.



Insertion of the GALET in the AQUISEL VALVE-STOPPER.

Introducción del GALET en el TAPÓN-VÁLVULA AQUISEL.



Urine sample extraction through the GALET.

Extracción de la muestra de orina a través del GALET.



Urine test strip insertion.

Introducción de la tira reactiva.



Dosage through automatic or conventional pipette.

Dosificación por medio de pipeta automática o convencional.

CODE CÓDIGO	BAG BOLSA	ASSAMBLD MONTADO	UNITS BOX UDS. CAJA	WEIGHT Kg PESO Kg	DIMENSIONS cm - MEDIDAS cm		
					Width Ancho	Depth Fondo	Height Alto
1660223	NO NO	NO NO	600	12	60	40	43
1640234	NO NO	YES SI	400	8	60	45	43
1630233	YES SI	YES SI	300	7	60	45	43

Code **1600230** GALET CONTAINER (500 units package).

Código **1600230** GALET CONTENEDOR (paquetes de 500 unidades).



NEW

AQUISEL URINE CONTAINER

CONTAINER FOR URINE SAMPLES COLLECTION WITHOUT AQUISEL VALVE-STOPPER.
Watertight, made of polypropylene. Graduated and transparent
Individual sterilized bagging.

CONTENEDOR PARA ORINA AQUISEL

CONTENEDOR PARA LA RECOGIDA DE MUESTRAS DE ORINA SIN TAPÓN-VÁLVULA AQUISEL.
Estanco, fabricado en polipropileno. Graduado y transparente.
Embolsado individual esterilizado.

CODE CÓDIGO	BAG BOLSA	UNITS BOX UDS. CAJA	CAPACITY ML CAPACIDAD ML	DIMENSIONS cm - MEDIDAS cm	
				Ø	Height Alto
1951300	YES SI	250	100	60	73
1951301	YES SI	300	60	53	65





NEW DESIGN

FIXATION AND CONCENTRATION OF FAECAL PARASITES “AQUISFEK-2”

New compact design of Aquisfek-2 device, which allows an easy and convenient sample collection, a safe transportation with an easier handling system and a more effective filtration.

FIJACIÓN Y CONCENTRACIÓN DE PARÁSITOS FECALES “AQUISFEK-2”

Nuevo diseño compacto del dispositivo Aquisfek-2, el cual permite una recogida de la muestra fácil y cómoda, un transporte seguro con un sistema de manipulación más sencillo y una filtración más eficaz.



Procedure

SAMPLE COLLECTION. EASY TO HANDLE BY THE PATIENT.

Separate the two parts (A and B) of the device and with the aid of the spoon built-in at the end of the filter, collect the sample.

Introduce the spoon with the sample back into the liquid and screw to close.

PROCESSING THE SAMPLES IN THE LABORATORY. FAST AND EASY.

Once the sample has been homogenized, the whole device is centrifuged.

After centrifugation, discard the part A (spoon) and with the aid of a pipette, remove the supernatant in the tube (Part B).

The concentrated sample residue is transferred to a slide for a further microscopic observation.

Metódo de utilización

RECOGIDA DE LA MUESTRA. GRAN SENCILLEZ DE MANIPULACIÓN POR EL PACIENTE.

Separar las dos partes (A y B) del dispositivo y con ayuda de la cucharilla incorporada al filtro coger la muestra.

Introducir y cerrar el sistema.

PROCESO DE LAS MUESTRAS EN EL LABORATORIO. FÁCIL Y RÁPIDO.

Después de homogenizar la muestra, sin extraerla del tubo de recogida, se centrifuga el dispositivo.

Desechar la parte de la cuchara del dispositivo (Parte A) y separar, con una pipeta, el sobrenadante del tubo (Parte B).

El residuo centrifugado se transfiere a un porta para la observación de los parásitos al microscopio.

TWO DIFFERENT FORMATS.

KIT 1. WITH FORMALIN / ACETATE. PARASITE COMMONL FIXER.

KIT 2. WITHOUT FORMALIN TO MINIMIZE THE RISK OF ENVIRONMENTAL CONTAMINATION.

KIT 1. Con formol.

Código

1800508 Se suministran 99 unidades (33 bolsas de 3 unidades).

1800505 Se suministran 100 unidades individuales.

KIT 2. Sin formol.

Código

1800503 Se suministran 99 unidades (33 bolsas de 3 unidades).

1800500 Se suministran 100 unidades individuales.

DOS FORMATOS DIFERENTES.

KIT 1. Con Formol / Acetato. Fijador habitual de parásitos.

KIT 2. Sin formol para minimizar el riesgo de contaminación ambiental.

KIT 1. With formalin.

Part number

1800508 99 units supplied (33 bags of 3 units).

1800505 100 individual units supplied.

KIT 2. Without formalin

Part number

1800503 99 units supplied (33 bags of 3 units).

1800500 100 individual units supplied.

Note: For centrifugation, Cencom 2 is recommended. Part number 7002240. See page 112

Nota: Para su centrifugación se recomienda la centrifuga Cencom 2. Código 7002240. Ver pág 112

CONTAINER FOR FECAL AND MISCELLANEOUS SAMPLES

CONTAINER FOR THE COLLECTION OF FECAL SAMPLES

Made of polypropylene. Opaque, with spoon for sampling.

Individual sterilized bagging.

CONTENEDOR PARA MUESTRAS FECALES Y MUESTRAS VARIAS

CONTENEDOR PARA LA RECOGIDA DE MUESTRAS FECALES

Fabricado en polipropileno. Opaco, con cuchara para toma de muestras.

Embolsado individual esterilizado.



CODE CÓDIGO	BAG BOLSA	UNITS BOX UDS. CAJA	CAPACITY ML CAPACIDAD ML	DIMENSIONS cm - MEDIDAS cm	
				Ø	Height Alto
1951302	YES SI	300	60	48	47

Silicone and viton hoses, borosilicate glass and polypropylene tubes

NEW



Silicone hoses

MODEL

Part No.	Composition	Ø Interior mm	Ø Exterior mm	Quantity meters
8991208	Traslucent silicone 60 SH	4	8	10
8991209	Traslucent silicone 60 SH	6	9	10
8991210	Traslucent silicone 60 SH	8	12	10
8991219	Traslucent silicone 60 SH	12	14	10
8991211	Traslucent silicone 60 SH	12	17	10



Reinforced silicone hoses

MODEL

Part No.	Composition	Ø Interior mm	Ø Exterior mm	Quantity meters
8991212	Fiberglass silicone	8	14,4	10
8991213	Fiberglass silicone	12	19	10
8991214	Fiberglass silicone	15	24	10



Viton hoses

MODEL

Part No.	Composition	Ø Interior mm	Ø Exterior mm	Quantity meters
8991215	Black Viton 75 SH	6	10	10
8991216	Black Viton 75 SH	6	12	10
8991217	Black Viton 75 SH	10	14	10
8991218	Black Viton 75 SH	12	16	10



Borosilicate glass tubes

MODEL

Part No.	Composition	Capacity ml	Height mm	Ø Exterior mm	Quantity units
7000774	Borosilicate glass	5	75	11	1000
7000775	Borosilicate glass	7	100	12	1000
7000776	Borosilicate glass	10	100	15	1000
7000777	Borosilicate glass	15	100	16,5	1000



Translucent polypropylene tubes

MODEL

Part No.	Composition	Capacity ml	Height mm	Ø Exterior mm	Quantity units
1001395	Polypropylene	2,5	40	11	1000
1001396	Polypropylene	4	80	13	1000
1001397	Polypropylene	10	100	16	1000





1. 10 ml round bottom tubes Ø16 x 100mm.

Polystyrene, screenprinted and with screw cap.
Packed 50 units.

Part No. **5004000** Non-sterile.

Part No. **5004001** Sterile.

2. 10 ml round bottom tubes Ø16 x 100mm.

Polystyrene and with screw cap.

Part No. **5004002** Non-sterile. Packed 1000 units.

Part No. **5004003** Sterile. Packed 200 units.

3. 13.5 ml conical bottom tubes. Ø16 x 110mm.

Polystyrene and with screw cap.

Rcf: 8,000 g.

Part No. **5004004** Non-sterile. Packed 1000 units.

Part No. **5004005** Sterile. Packed 200 units.

4. 15 ml round bottom tubes Ø16 x 120mm.

Polystyrene and with screw cap.

Part No. **5004006** Non-sterile. Packed 750 units.

Part No. **5004007** Sterile. Packed 150 units.

5. 15 ml conical bottom tubes. Ø17 x 120mm.

Polystyrene, screenprinted and with screw cap.

Rcf: 3,500 g.

Packed 150 units.

Part No. **5004008** Non-sterile.

Part No. **5004009** Sterile.

6. 15 ml conical bottom tubes. Ø17 x 120mm.

Polystyrene, screenprinted and with screw cap.

Rcf: 5,000g, Autoclavables.

Packed 150 units.

Part No. **5004010** Non-sterile..

Part No. **5004011** Sterile.

7. 50 ml flat bottom conical tubes. Ø30 x 115mm.

Polystyrene, screenprinted and with screw cap.

Autoclavables.

Packed 100 units.

Part no. **5004012** Non-sterile.

Part no. **5004013** Sterile.

8. 50 ml conical bottom tubes. Ø30 x 115mm.

Polystyrene, screenprinted and with screw cap.

Rcf: 5,000g, Autoclavables.

Packed 100 units.

Part no. **5004014** Non-sterile.

Part no. **5004015** Sterile.

9. 50 ml conical bottom tubes. Ø30 x 115mm.

For photosensitive materials.

Polystyrene, screenprinted and with screw cap.

Rcf: 5,000g, Autoclavables at 121 °C.

Resistant to temperatures -80°C.

Packed 25 units.

Part no. **5004016** Sterile..

10. Racks for cylindrical and conical tubes

Part no.	Made of	Tubes number	For tubes up to Ø
1001715	inox. AISI 304	15 (5 x 3)	17 mm
1025524	inox. AISI 304	24 (8 x 3)	17 mm
1001716	inox. AISI 304	8 (4 x 2)	30 mm



1. Plates without compartments. Ø 90 mm. 3 winds

Part No. **5004017** Aseptic. Packed 20 units.

Part No. **5004018** Sterile. Packed 20 units.

2. Two compartment plates. Ø 90 mm. 3 winds.

Part No. **5004019** Aseptic. Packed 20 units.

Part No. **5004020** Sterile. Packed 20 units.

3. Three compartment plates. Ø 90 mm. 3 winds.

Part No. **5004021** Aseptic. Packed 20 units.

Part No. **5004022** Sterile. Packed 20 units.

4. Four compartments plates. Ø 90 mm. 3 winds.

Part No. **5004023** Aseptic. Packed 20 units.

Part No. **5004024** Sterile. Packed 20 units.

5. Contact Petri dishes crosslinked for counting.

Part No. **5004025** Sterile. Ø 55 mm. Packed 10 units.

Part No. **5004026** Sterile. Ø 90 mm. Packed 20 units.


6. Square Petri dishes. 120x120 mm. 3 winds.

Part No. **5004027** Sterile. Packed 10 units.

7. Transport and storage support for Petri dishes of Ø 90 mm.

Capacity: 48 plates.

Part No. **5004028**





Sterile serology pipettes

NEW

APPLICATIONS


Generally used to accurately measure and transfer a liquid of a certain volume. It is widely used for cell culture, bacteriology, clinical research, etc...

FEATURES

Made of high quality polystyrene (GPPS). Calibrated graduations with a $\pm 2\%$ accuracy. Easy to distinguish, different colours corresponding to different specifications.

Easy reading graduation.

Each pipette passes a strict quality test. DNase free and non-pyrogenic RNase.



MODELS

Part No.	Material	Colour	Measurement mm	Volume ml	Presentation 1 bag with	Quantity per box
1951201	GPPS	Yellow	Ø5 x 280	1	100	300
1951202	GPPS	Green	Ø6 x 280	2	100	300
1951205	GPPS	Blue	Ø8 x 347	5	50	200
1951210	GPPS	Orange	Ø10 x 340	10	50	200
1951225	GPPS	Fuchsia	Ø15 x 310	25	25	100
1951250	GPPS	Black	Ø18 x 355	50	25	100

Each pipette is supplied individually packaged in a plastic paper.



Non-sterile cryovial tubes with external thread

NEW

FEATURES

Manufactured in polypropylene, to be used up to -196°C . Transparent with white graduation. Centrifugal up to 17.000 RCF and autoclavable up to 121°C .

Stoppers made of silicone gel.

Supplied with markers.



TUBES MODELS

Part No.	Material	Measurements mm	Volume ml	Presentation 1 bag with	Resistant to Temperatures
5004030	Polypropylene	Ø12,5 x 42	1	500 u	-196 to 121°C
5004031	Polypropylene	Ø12,5 x 49	1,8	500 u	-196 to 121°C
5004032	Polypropylene	Ø12,5 x 47	1,8	500 u	-196 to 121°C
5004033	Polypropylene	Ø12,5 x 90	4,5	200 u	-196 to 121°C
5004034	Polypropylene	Ø12,5 x 89	4,5	200 u	-196 to 121°C

NOTES

A series of horizontal dotted lines for writing notes.

NOTES

A series of horizontal dotted lines for writing notes.